
















Machine	Explode	Code	Description
DB331-A Polar Slush Machine - 1 x 12Ltr Bowl	1		LED Light Holder
DB331-A Polar Slush Machine - 1 x 12Ltr Bowl	2	AK635	LED Light
DB331-A Polar Slush Machine - 1 x 12Ltr Bowl	3	AK636	Lid
DB331-A Polar Slush Machine - 1 x 12Ltr Bowl	4		Transparent Cover
DB331-A Polar Slush Machine - 1 x 12Ltr Bowl	5	AE922	Bowl
DB331-A Polar Slush Machine - 1 x 12Ltr Bowl	6		Handle Seat
DB331-A Polar Slush Machine - 1 x 12Ltr Bowl	7	AL193	Spring of Tap
DB331-A Polar Slush Machine - 1 x 12Ltr Bowl	8	AK637	Pin of Handle
DB331-A Polar Slush Machine - 1 x 12Ltr Bowl	9		Nut of Pin
DB331-A Polar Slush Machine - 1 x 12Ltr Bowl	10	AK638	Handle
DB331-A Polar Slush Machine - 1 x 12Ltr Bowl	11		Top Panel
DB331-A Polar Slush Machine - 1 x 12Ltr Bowl	12	AK639	Lever of Tap
DB331-A Polar Slush Machine - 1 x 12Ltr Bowl	13	AK640	Seal of Tap
DB331-A Polar Slush Machine - 1 x 12Ltr Bowl	14		Water Guider
DB331-A Polar Slush Machine - 1 x 12Ltr Bowl	15		Frame
DB331-A Polar Slush Machine - 1 x 12Ltr Bowl	16	AL192	Feet (set 4)
DB331-A Polar Slush Machine - 1 x 12Ltr Bowl	17		Side Panel Guard
DB331-A Polar Slush Machine - 1 x 12Ltr Bowl	18		Left Handed Side Panel
DB331-A Polar Slush Machine - 1 x 12Ltr Bowl	19	AK641	Drain Pipe
DB331-A Polar Slush Machine - 1 x 12Ltr Bowl	19	AK642	Outer Drainage Tube
DB331-A Polar Slush Machine - 1 x 12Ltr Bowl	19	AK643	Inner Drainage Tube
DB331-A Polar Slush Machine - 1 x 12Ltr Bowl	20		Front Plate
DB331-A Polar Slush Machine - 1 x 12Ltr Bowl	21	AK644	Lid of Water Tray
DB331-A Polar Slush Machine - 1 x 12Ltr Bowl	22	AK645	Float Indicator
DB331-A Polar Slush Machine - 1 x 12Ltr Bowl	23	AK646	Drip Tray
DB331-A Polar Slush Machine - 1 x 12Ltr Bowl	24	AK943	Auger
DB331-A Polar Slush Machine - 1 x 12Ltr Bowl	25	AK944	Seal of Auger
DB331-A Polar Slush Machine - 1 x 12Ltr Bowl	26		Seal of Axis
DB331-A Polar Slush Machine - 1 x 12Ltr Bowl	27		Washer of Axis
DB331-A Polar Slush Machine - 1 x 12Ltr Bowl	28	AL191	Probe of Liquid
DB331-A Polar Slush Machine - 1 x 12Ltr Bowl	29		Seal of Evaporator
DB331-A Polar Slush Machine - 1 x 12Ltr Bowl	30		Evaporator/Cooling Tower
DB331-A Polar Slush Machine - 1 x 12Ltr Bowl	31		Seat of Evaporator (Front)
DB331-A Polar Slush Machine - 1 x 12Ltr Bowl	32		Seat of Evaporator (Inner)
DB331-A Polar Slush Machine - 1 x 12Ltr Bowl	33		Axis
DB331-A Polar Slush Machine - 1 x 12Ltr Bowl	34		Connector of Axis
DB331-A Polar Slush Machine - 1 x 12Ltr Bowl	35		Seat of Evaporator (Back)
DB331-A Polar Slush Machine - 1 x 12Ltr Bowl	36		Fixed Panel of Brushless DC Motor
DB331-A Polar Slush Machine - 1 x 12Ltr Bowl	37		Driver of Brushless DC Motor
DB331-A Polar Slush Machine - 1 x 12Ltr Bowl	38	AK647	Gear-old version
DB331-A Polar Slush Machine - 1 x 12Ltr Bowl	38	AL226	Gear-After 406254-AU
DB331-A Polar Slush Machine - 1 x 12Ltr Bowl	40	AG679	Brushless DC Motor-old version
DB331-A Polar Slush Machine - 1 x 12Ltr Bowl	40	AL227	Brushless DC Motor-After 406254-AU
DB331-A Polar Slush Machine - 1 x 12Ltr Bowl	41		Back Panel
DB331-A Polar Slush Machine - 1 x 12Ltr Bowl	42		Support of Back Panel

DB331-A Polar Slush Machine - 1 x 12Ltr Bowl	43		Support of Frame
DB331-A Polar Slush Machine - 1 x 12Ltr Bowl	44		Installation Panel of Power Supply
DB331-A Polar Slush Machine - 1 x 12Ltr Bowl	45		Power Supply
DB331-A Polar Slush Machine - 1 x 12Ltr Bowl	46	AK649	Controller & Suction probe
DB331-A Polar Slush Machine - 1 x 12Ltr Bowl	47	AK652	Control Panel
DB331-A Polar Slush Machine - 1 x 12Ltr Bowl	48	AK655	Sticker of Control Panel
DB331-A Polar Slush Machine - 1 x 12Ltr Bowl	49		Right-Handed Side Panel
DB331-A Polar Slush Machine - 1 x 12Ltr Bowl	50	AK658	Condenser
DB331-A Polar Slush Machine - 1 x 12Ltr Bowl	51	AK047	Filter
DB331-A Polar Slush Machine - 1 x 12Ltr Bowl	53		Cover for Condenser Motor
DB331-A Polar Slush Machine - 1 x 12Ltr Bowl	54	AG630	Electronic Expansion Valve&Coil
DB331-A Polar Slush Machine - 1 x 12Ltr Bowl	55	AK661	Compressor (R290)
DB331-A Polar Slush Machine - 1 x 12Ltr Bowl	56		Plug
DB331-A Polar Slush Machine - 1 x 12Ltr Bowl	57		Evaporator Fan-From 404528-AU