

WMBC320C



CATEGORY BLAST CHILLER/FREEZERS

RANGE

**Blast Chiller
Roll In 900mm**

UNIT

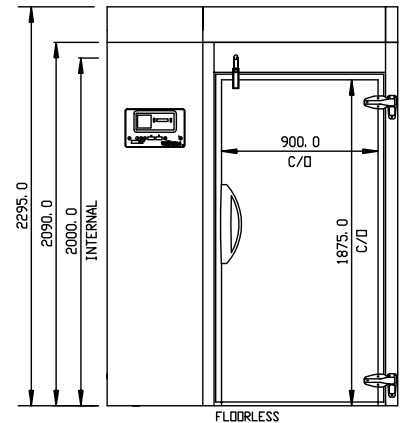
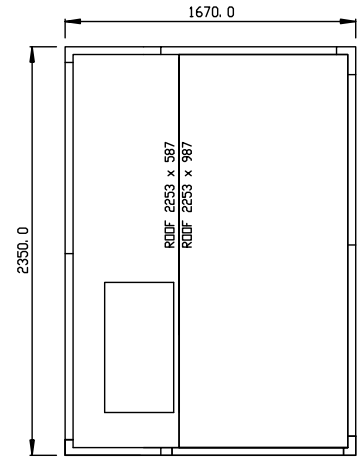
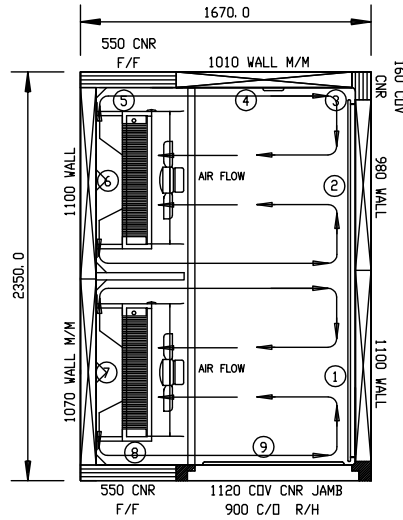
CHILLER

TYPE

REMOTE

DOORS

1



SPECIFICATIONS

CAPACITY - CHILLING/FREEZING PER 90/240 MIN CYCLE #		320 kg
CAPACITY 2/1 COMBI TROLLEY	BLAST CHILLER	2
DIMENSIONS BLAST FREEZER W X D X H	BLAST CHILLER	1670 W x 2350 D x 2295 H
WEIGHT UNPACKED (KG)		650 kg
DOOR TYPE		SD (Solid Door)
FINISH (INTERIOR AND EXTERIOR)		SS (Stainless Steel)

ELECTRICAL

POWER SUPPLY - 3 PHASE*	20 amp
FRIDGE MODELS	BLAST RUNNING AMPS
	7.7

GAS TYPE

REFRIGERANT	R404a
--------------------	-------

REFRIGERATION WATTAGES FOR REMOTE UNITS

CHILLER	25.7kW @ -15°C SST
----------------	--------------------

*Blast Chiller/Freezers are rated for 415 v 50 Hz Three Phase.

Based on Blast chilling of 50 mm max depth of uncovered dense food such as mashed potato. Times will vary depending on the container and food types as well as the thermal conductivity of the food.