








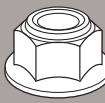

TE2110 - TE2110K

TELAJETTO LATERALE SPECIFICO - SPECIFIC SADDLEBAG TUBULAR HOLDER - SUPPORT TUBULAIRE POUR SACOCHES CAVALIÈRES - SPEZIAL SEITENTRAEGER FUER WEICHTASCHEN
 PORTA ALFORJAS TUBULAR LATERAL - SUPORTE LATERAL DE ALFORGES

YAMAHA

XJ6 600

(2013)

N°	Descrizione	Caratteristiche	Codice	Quantità	
1	Supporto - Support - Support Halteung - Soporte	-	-	2 (Dx,Sx)	
2	Ponte - Bridge - Pont Ungrohr - Puente Ponte	-	-	1	
3	Vite - Screw Vis - Schraube Tornillo - Parafuso	TEF M6x16	616TEF	2	
4	Vite - Screw Vis - Schraube Tornillo - Parafuso	TBEI M8x50	850TBEI	2	
5	Vite - Screw Vis - Schraube Tornillo - Parafuso	TCEI M8x50	850TCE	2	
6	Rondella - Washer Rondelle - Scheibe Arandela - Arruela	Ø8x14	814RON	2	
7	Dado - Bolt - Ecrou Mutter - Tuerca - Porca	Auto Bloccante Flangiato M6	6DADIABFN	2	
8	Dado - Bolt - Ecrou Mutter - Tuerca - Porca	Auto Bloccante Flangiato M8	8DADIFN	2	
9	Particolari Inclusi Nel Kit Viteria Del 364FZ Components Included In The Fitting Kit Of The 364FZ Pièces Incluses Dans Le Kit De Vis Del 364FZ Die Einzelnen Teile Sind Bei Montagekit Der 364FZ Despieces Incluidos En El Kit De Anclajes Del 364FZ Explodiu incluído no Kit as âncoras da 364FZ	-	-	-	-
10	Particolari Inclusi Nel Kit Aggiuntivo Components Included In The Additional Fitting Kit Pièces Incluses Dans Le Kit De Vis Additionnel Die Einzelnen Teile Sind Bei Zusätzlichen Montagekit Enthalten Detalles Incluido en Kit Detalhes adicionais incluídos na Kit	-	-	-	-
11	Copriforo - Bolt Cap Cache Trou - Stopslock Tapa Agujero - Tampa do Orificio	Ø8	Z801	2	

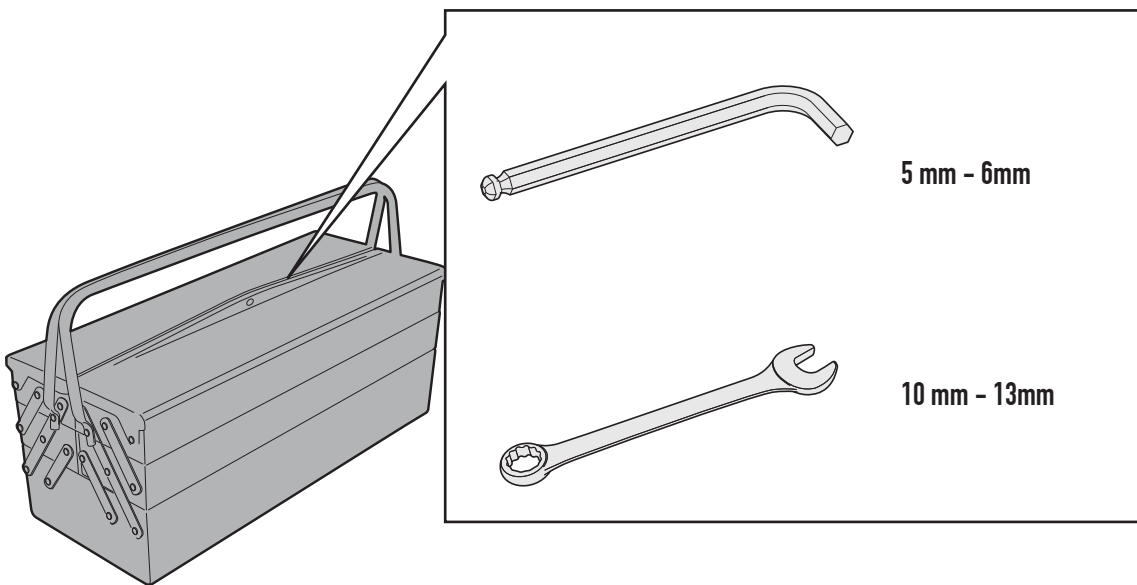
TE2110 - TE2110K

TELAIETTO LATERALE SPECIFICO - SPECIFIC SADDLEBAG TUBULAR HOLDER - SUPPORT TUBULAIRE POUR SACOCHES CAVALIÈRES - SPEZIAL SEITENTRAEGER FUER WEICHTASCHEN
PORTA ALFORJAS TUBULAR LATERAL - SUPORTE LATERAL DE ALFORGES

YAMAHA

XJ6 600

(2013)



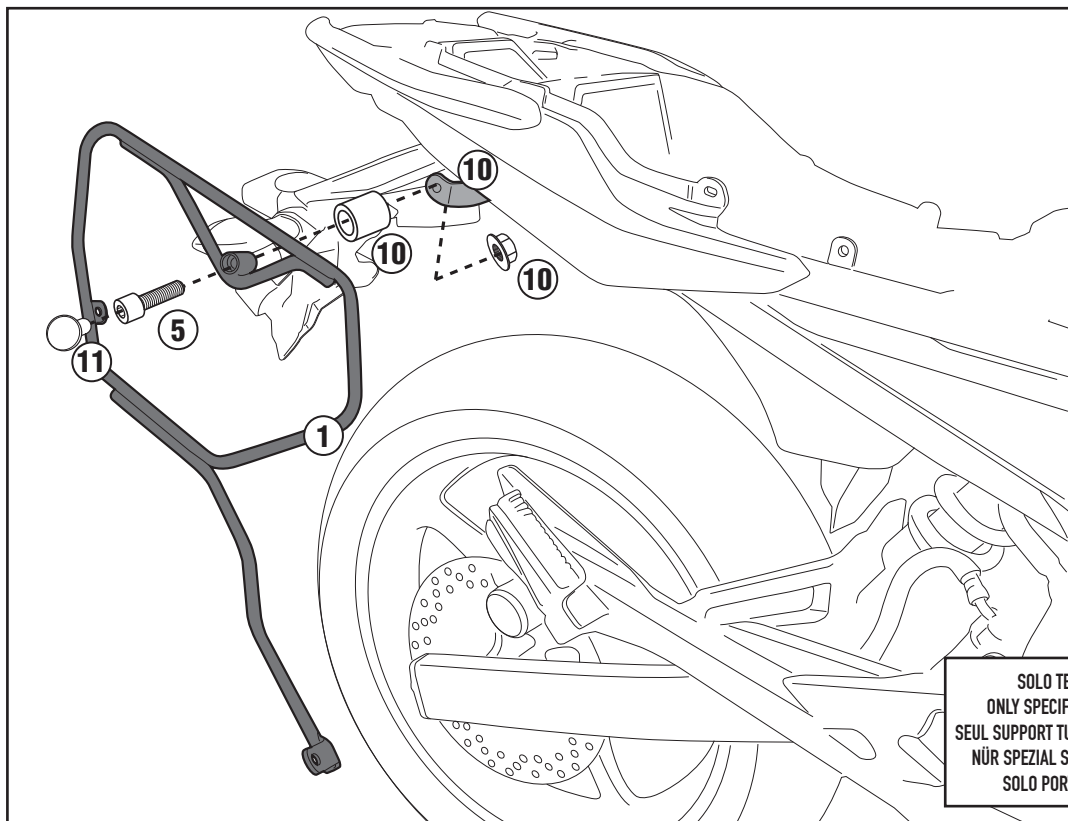
TE2110 - TE2110K

TELAIETTO LATERALE SPECIFICO - SPECIFIC SADDLEBAG TUBULAR HOLDER - SUPPORT TUBULAIRE POUR SACOCHES CAVALIÈRES - SPEZIAL SEITENTRAEGER FUER WEICHTASCHEN
PORTA ALFORJAS TUBULAR LATERAL - SUPORTE LATERAL DE ALFORGES

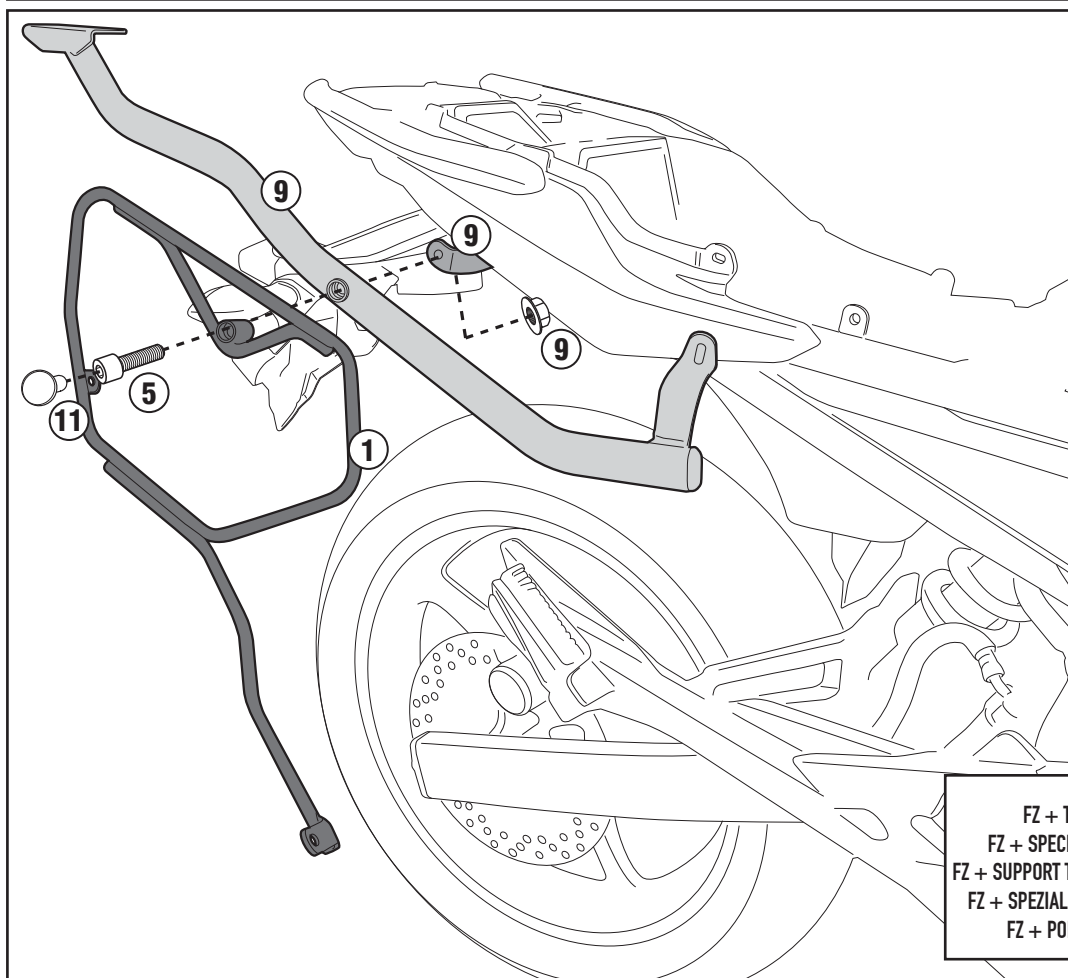
YAMAHA

XJ6 600

(2013)



SOLO TELAIETTO LATERALE SPECIFICO
ONLY SPECIFIC SADDLEBAGS TUBULAR HOLDER
SEUL SUPPORT TUBULAIRE POUR SACOCHES CAVALIÈRES
NÜR SPEZIAL STAHLROHR-SEITENKOFFER-TRAEGER
SOLO PORTA ALFORJAS TUBULAR LATERAL



FZ + TELAIETTO LATERALE SPECIFICO
FZ + SPECIFIC SADDLEBAGS TUBULAR HOLDER
FZ + SUPPORT TUBULAIRE POUR SACOCHES CAVALIÈRES
FZ + SPEZIAL STAHLROHR-SEITENKOFFER-TRAEGER
FZ + PORTA ALFORJAS TUBULAR LATERAL

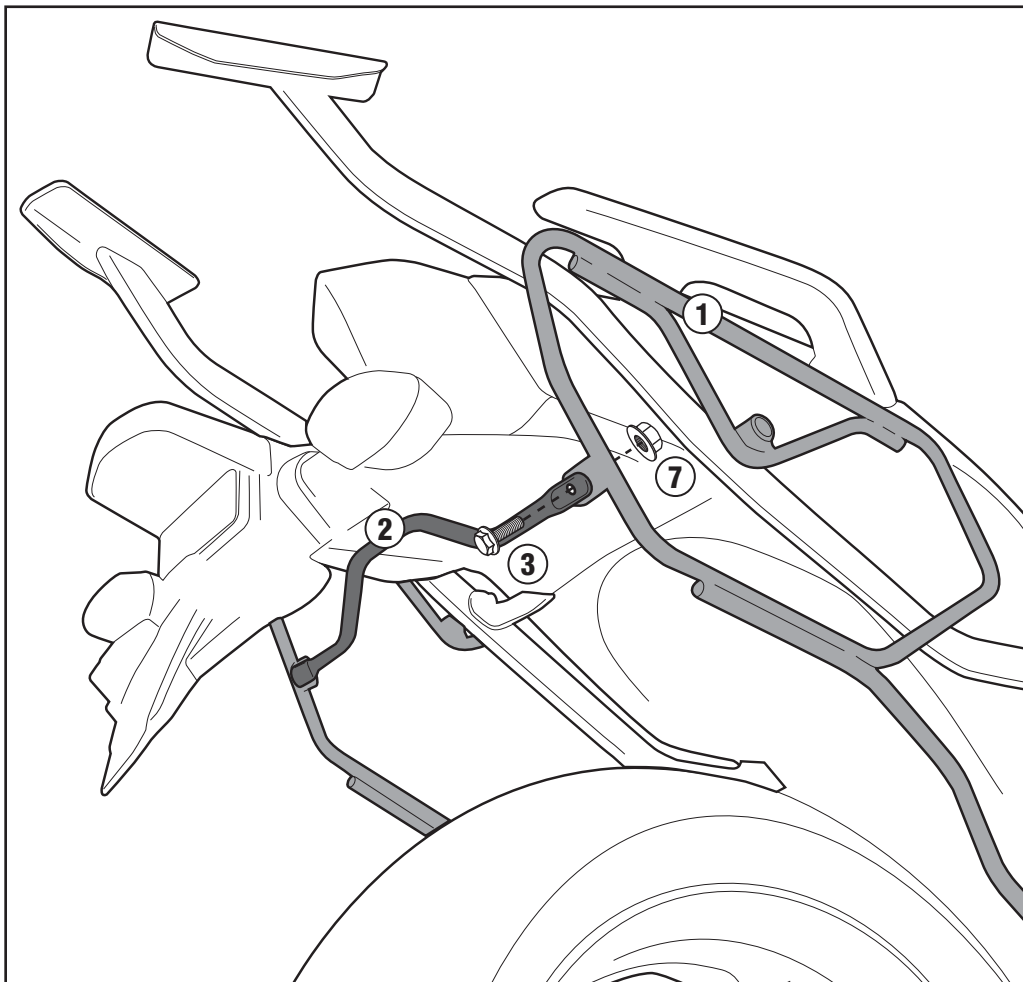
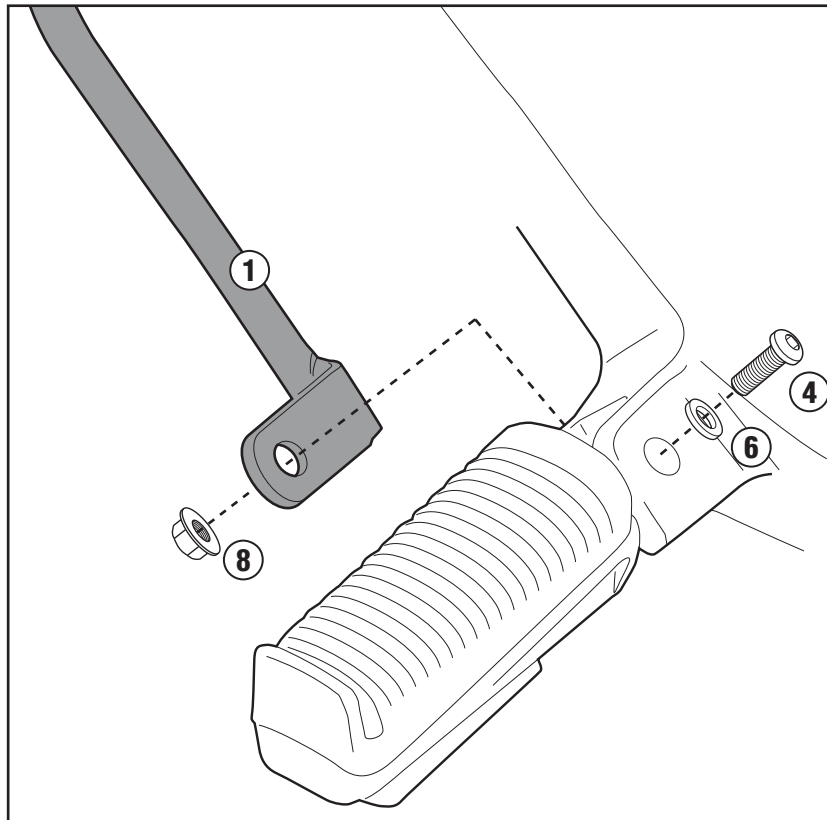
TE2110 - TE2110K

TELAIETTO LATERALE SPECIFICO - SPECIFIC SADDLEBAG TUBULAR HOLDER - SUPPORT TUBULAIRE POUR SACOCHES CAVALIÈRES - SPEZIAL SEITENTRAEGER FUER WEICHTASCHEN
PORTA ALFORJAS TUBULAR LATERAL - SUPORTE LATERAL DE ALFORGES

YAMAHA

XJ6 600

(2013)



ISTRUZIONI DI MONTAGGIO - MOUNTING INSTRUCTIONS
INSTRUCTIONS DE MONTAGE - BAUANLEITUNG
INSTRUCCIONES DE MONTAJE - INSTRUÇÕES DE MONTAGEM