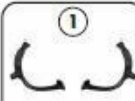


KIT SPECIFICO - SPECIFIC KIT
KIT SPECIFIQUE - SPEZIFISCHES KIT - KIT ESPEC FICO

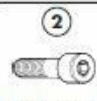
YAMAHA FZ6 2004 YAMAHA FZ6 FAZER 2004

ISTRUZIONI DI MONTAGGIO - MOUNTING INSTRUCTIONS
INSTRUCTIONS DE MONTAGE - BAUANLEITUNG - INSTRUCCIONES DE MONTAJE



SUPPORTO
SUPPORT
HAUTER
SOPORTES

Q.TY n.2(Dx-Sx)



VITE TCEI M6x20mm
SCREW M6x20mm
VIS M6x20mm
SCHRAUBE M6x20mm
TORNILLO M6x20mm

Q.TY n.2



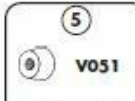
VITE TBEI M8x65mm
SCREW M8x65mm
VIS M8x65mm
SCHRAUBE M8x65mm
TORNILLO M8x65mm

Q.TY n.2



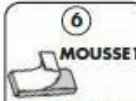
FISHER f124x38mm
RIB. f121x34, foro f18,5
EXPANSION TUBE INSERT
LEVELLE
ELASTISCHER ROHRENSATZ
TACD

Q.TY n.2



CONO FILETTATO M6
TREADED CONE
CONE FILETE
ROSEL GEWINDE
CONO CABLADO

Q.TY n.2



MOUSSE 1
MOUSSE PROTETTIVA
35x400x3mm
ALUMINIUM PROTECTION STRIP
MOUSSE DE PROTECTION
GUMMI
GOMA PROTECTORA

Q.TY n.1

SI RACCOMANDA DI FARE ESEGUIRE IL MONTAGGIO AD UN
MECCANICO QUALIFICATO

WE RECOMMEND THAT THE MOUNTING IS CARRIED OUT BY A
QUALIFIED MOTORCYCLE MECHANIC

IL EST RECOMMANDE DE FAIRE EXECUTER LE MONTAGE PAR UN
MECANICIEN QUALIFIE

WIR EMPFEHLEN, DAS DIE MONTAGE VON EINEM
FACHMECHANIKER DURCHGEF HRT WIRD

LES RECOMENDAMOS QUE EL MONTAJE DEL MONORACK SE
REALICE POR UN MEC NICO CALIFICADO



COMPONENTI ORIGINALI
ORIGINAL PARTS
ORIGINAL SAUTILES
PARTES ORIGINALES
COMPONENTES ORIGINALES

Q.TY n.-



RONDELLA f6x18mm
WASHER f6x18mm
RONDELE f6x18mm
SCHEIBE f6x18mm
ARANDELA f6x18mm

Q.TY n.2

