

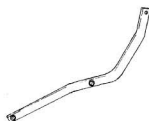
MONORACK SPECIFICO - SPECIFIC MONORACK  
MONORACK SPECIFIQUE - SPEZIFISCHES MONORACK - MONORACK ESPECÍFICO

# YAMAHA YZF1000 THUNDER ACE

1996

ISTRUZIONI DI MONTAGGIO - MOUNTING INSTRUCTIONS  
INSTRUCTIONS DE MONTAGE - BAUANLEITUNG - INSTRUCCIONES DE MONTAJE

1



Q.TY n.2(Dx-Sx)

2



**SUPPORTO**  
SUPPORT  
SUPPORT  
TRAEGER  
SOPORTES

Q.TY n.1

3



**SUPPORTO**  
SUPPORT  
SUPPORT  
TRAEGER  
SOPORTES

Q.TY n.2(Dx-Sx)

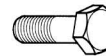
4



**RONDELLA Ø6**  
WASHER Ø6  
RONDELLE Ø6  
SCHEIBE Ø6  
ARANDELA Ø6

Q.TY n.8

5



**VITE TE M6x20**  
SCREW M6x20  
VIS M6x20  
SCHRAUBE M6x20  
TORNILLO M6x20

Q.TY n.2

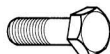
6



**DADO A.B. M6**  
BOLT M6  
ECROU M6  
MUTTER M6  
TUERCA M6

Q.TY n.4

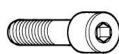
7



**VITE TE M6x25**  
SCREW M6x25  
VIS M6x25  
SCHRAUBE M6x25  
TORNILLO M6x25

Q.TY n.2

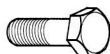
8



**VITE TCEI M8x20**  
SCREW M8x20  
VIS M8x20  
SCHRAUBE M8x20  
TORNILLO M8x20

Q.TY n.4

12



**VITE TE M8x35**  
SCREW M8x35  
VIS M8x35  
SCHRAUBE M8x35  
TORNILLO M8x35


Q.TY n.4

13

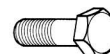


**SUPPORTO**  
SUPPORT  
SUPPORT  
TRAEGER  
SOPORTES

Q.TY n.2(Dx-Sx)



9



**VITE TE M6x16**  
SCREW M6x16  
VIS M6x16  
SCHRAUBE M6x16  
TORNILLO M6x16

Q.TY n.2

10



**RONDELLA Ø8**  
WASHER Ø8  
RONDELLE Ø8  
SCHEIBE Ø8  
ARANDELA Ø8

Q.TY n.4

11



V 004

**DISTANZIALE Ø16x4**  
SPACER  
ENTRETOISE  
DISTANZSTUECK  
DISTANCIADOR

Q.TY n.2

