

MONORACK SPECIFICO - SPECIFIC MONORACK
 MONORACK SPECIFIQUE - SPEZIFISCHES MONORACK - MONORACK ESPECÍFICO

YAMAHA XT600E '95/'02

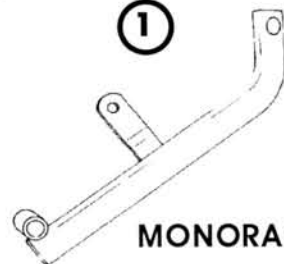
ISTRUZIONI DI MONTAGGIO - MOUNTING INSTRUCTIONS
 INSTRUCCIONES DE MONTAJE - BAUANLEITUNG - INSTRUCCIONES DE MONTAJE

A



• TOGLIERE LE MANIGLIE ORIGINALI
 • TAKE OFF THE ORIGINALS HANDLES
 • ENLEVER LES POIGNEES ORIGINELLES

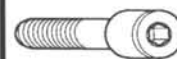
1



MONORACK

Q.TY n.2

2



VITE TCEI M 8 X 45
 SCREW M 8 X 45
 VIS M 8 X 45

Q.TY n.2

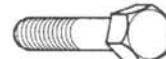
3



RONDELLA \varnothing 8
 RONDELLE \varnothing 8
 WASHER \varnothing 8

Q.TY n.2

4



VITE TE M 8 X 45
 SCREW M 8 X 45
 VIS M 8 X 45

Q.TY n.2

5




DISTANZIALE \varnothing 18X27
 RIBASSATO 13,5X6
 COLLAR DISTANCE
 \varnothing 18X27
 COLLIER DE
 SEPARATION \varnothing 18X27

Q.TY n.2

CAPACITA' DI CARICO CONSIGLIATO:
 ADVISED LOADING CAPACITY:
 CAPACITE' DE CHARGEMENT CONSEILLEE:

Kg 3

B



C

