



Care Guide

Chrome

Natural Leather



TRADEMARK LOOK

Our premium quality leather is tanned without the use of harmful chemicals and has no synthetic top finish. No bag is the same; irregularity in color and texture are all part of the charm. It will not stay flawless, but will pick up signs of use, making it a unique product that ages beautifully over time. Just like you.

We choose to work with naturally tanned leather, not only because of its safety for people and planet, but also because it gives all our O My Bag products their natural trademark look.

The shade of our leather evolves when used. It is a living and natural material that ages, so the color deepens and develops a nice sheen. The color will also alter when exposed to sunlight and with handling. As with all our leathers, we advise to be careful when wearing with light clothing as there's no synthetic top finish.


Leather Guide

HUNTER LEATHER




Our Hunter Leather has an open structure and no synthetic finishing. Over time, this leather will become more beautiful, unique and develop shine.

SOFT GRAIN LEATHER



Our Soft Grain Leather has a soft touch, but reliable thickness. This leather has been rotated in a milling drum, which brings out the natural grain of the leather. The soft supple feel gives it a luxurious look and finish, beautiful to touch.


STROMBOLI LEATHER



Our Stromboli leather is a thick but supple vegetable tanned leather made in Tuscany, Italy. The leather has been rotated in a milling drum so the natural texture and fine

lines are intensified. This makes it a livelier and softer version of the more structured Classic Leather

APPLE LEATHER



For years we have searched for a durable and low-impact leather alternative, and we're excited to include Apple Leather in our collection. This material is made from apple skin, stem and fibers recovered from the fruit juice industry and transformed

into vegan leather. It is backed by a material blend, which gives it the necessary strength and durability. Cleaning your Apple Leather products is simple, just use a damp cloth or slightly soapy water, and do not use care products as these will degrade the material

CLASSIC LEATHER



Our Classic Leather collection bags have two different origins. The original Classic Leather comes from Kolkata, India. The second Classic Leather is the vegetable tanned Vachetta leather from Tuscany, Italy.

Both natural leathers are characterized by a satin gloss sheen and a smooth, gentle feel. We also have a Black Croco Leather, which is a Classic Black Leather with a croco pattern heat embossed into the leather.

Textiles

COTTON

Our dust bags, webbing straps, canvas collection and cotton tote bags are made of GOTS certified cotton. Our signature lining, that you'll find inside our bags, is made of a blend of 30% recycled cotton and 70% virgin organic cotton and is thereby Organic Content Standard (OCS) and Global Recycle Standard (GRS) certified.

The virgin organic cotton is grown without any harmful pesticides or fertilizers. Also, no heavy chemicals are used during the dying process

CANVAS



Black



Burgundy

Our Canvas is made from a resilient GOTS canvas that is water resistant, and finished with a light wax layer for extra durability. It's used in our Canvas and Leather Backpacks. Keep your canvas out of direct sunlight to

prevent premature fading. For marks and stains, use a damp cloth and rub gently, and we do not recommend machine wash as this will damage any leather components of the bag, and the metal fittings.

LINING



Signature Lining

Our striped Signature Lining is soft to the touch yet strong enough to keep all your possessions safe inside your O My Bag. All pockets and sleeves are made out of a mix of GRS certified recycled cotton and OCS certified organic cotton. The eye-catching pattern makes for a great backdrop for

when you're trying to find something deep at the bottom of your bag. In fact, we love it so much we now have makeup bags, laptop sleeves and pencil cases, made purely from our Signature Lining. To clean, use a damp sponge and soap then dry naturally, avoiding any leather components.

WEBBING



Checkered



Orange



Orange & Red

Our Webbing Straps come in many vibrant colors and patterns, for all your style choices! The Checkered Webbing Straps are made from GOTS certified cotton, and all other color variations are made from our suppliers

dead-stock material to minimize the negative impact on their business. To clean, use a damp sponge and brush gently along the grain of the webbing. Make sure to avoid leather and brass parts of the strap.



Protection



Moisturizing



Shine



Cleaning



Targeting Stains

Care Products

MOISTURISE & CLEAN

We advise you to moisturize your Leather O My Bag every month with 'Collonil Organic Cream' and 'Collonil Color & Care Multicolor', depending on the leather type (see next page). Moisturizing will help to reduce scratches and marks, and ensure the leather will not dry out over time.

If your bag needs a deep clean, we recommend our 'Collonil Bamboo Lotion'. This miracle worker will help loosen dirt and dissolve grease while moisturizing at the same time.

All of these Collonil products are available on our website and in both our stores.

COLLONIL ORGANIC CREAM



Collonil Organic Cream' does a great job at moisturizing dry spots. This cream is also a miracle worker when it comes to softening scratches and small marks that occur with daily use. We suggest applying a small quantity on a cloth first, let it absorb and later rub it on the leather.



GOOD TO KNOW: Perfect for Classic Leather, Soft Grain Leather and Stromboli Leather. Do not use on suede and Hunter Leather.

COLLONIL COLOR & CARE MULTICOLOR



Collonil Color & Care Multicolor' is great for wiping away scratches on rough or suède-like leathers, like our Hunter Leather and suède. It comes with a built-in sponge and is made with 90% natural ingredients. We advise not pushing too hard when applying, since the applicator under the sponge may leave scratches.



GOOD TO KNOW: Perfect for Hunter Leather, Soft Grain Leather and Suède.

COLLONIL BAMBOO LOTION



Collonil Bamboo Lotion' is great for deep cleaning. This product can treat everything from shoes to bags and requires no rinsing. We suggest spraying on a cloth first and later rubbing it on the leather.



GOOD TO KNOW: Perfect on Classic Leather, Stromboli Leather and Soft Grain Leather. Should be used on stains with a cloth.



Protection



Moisturizing



Shine



Cleaning



Targeting Stains

Care Products

PROTECTIVE SPRAYS

We recommend you treat your O My Bag with a weather-proofing spray every 2-4 weeks, more often for light-colored products and less for medium-dark tones. The **Collonil 1909 Supreme Wax Spray** is a good 2 in 1 product to protect and moisturize in one go. The **Collonil 1909 Supreme Protect Spray** is mainly a water protectant spray.

All of these products are available on our website and in-store.



COLLONIL 1909 SUPREME WAX SPRAY



'The Collonil 1909 Supreme Wax Spray' is a good 2-in-1 product to protect and moisturize your bag in one go. The spray function allows for perfect coverage and is easy to use. Due to the moisturizing wax, we advise against using this on suède.

GOOD TO KNOW: Spray from 20cm distance.



COLLONIL 1909 SUPREME PROTECT SPRAY

'The Collonil 1909 Supreme Protect Spray' is a dirt and water protectant spray. It acts as a light sealing agent, keeping your bag clean and dry while locking in the moisture.

GOOD TO KNOW: Perfect for all leathers. Spray from 20cm distance.



COLLONIL CARBON PURE

The Collonil Carbon Pure' is a dirt and water protectant spray. Its small size makes it perfect to carry on your travels.

GOOD TO KNOW: Perfect for all leathers except Hunter Leather. Spray from 20cm distance.

Natural Marks Beauty Spots

Leather is a natural product. Raw hides naturally display irregularities depending on the life circumstances of the animals. Cattle live primarily outdoors and naturally come into contact with their surroundings, such as hard-edged parts of plants, and barb wire. Their skin is also affected by insects, growth and weight gain which can change the structure of the hide. All our leathers are tanned with natural solvents and have no synthetic top finish. We do not use chemicals such as chromium or bleach to erase marks, meaning the leather will keep its unique structure and irregularities. These natural marks (or beauty spots) celebrate the unique character of each leather.




LIGHT SCRATCHES

Our leathers can arrive with small light scratched from transportation that are easily removable.



STRETCH & TICK MARKS

All our leathers are cow hide, which naturally come into contact with their surroundings. We keep the natural look of the leather in tact. This means that marks like tick or stretch marks may be visible.



UNEVEN SURFACE

Our Hunter Leather is sewn together inside out, and then pulled through. This process may cause some seams or surfaces to look bumpy.

Color Evolution

NATURAL CHANGES OVER TIME

Our O My Bags are designed to last a lifetime and you'll often see the color change gradually as the years go by. This is one of the features of our natural, vegetable tanned leathers. Because there are no chemical dyes used or synthetic top finish, the open structure will evolve with use.

There are colors that stay true to their original tones, but many vegetable tanned leathers change with use. We've outlined a few examples to visualize some differences.

SUÈDE

- Slightly loses color



CLASSIC LEATHER

- Deepens in color
- Develops patina




STROMBOLI LEATHER

- Slightly darkens
- Develops shine



GREEN SOFT GRAIN LEATHER

- Darkens
- Develops shine



CAMEL HUNTER LEATHER

- Deepens in color
- Develops patina



APPLE LEATHER

- Slightly darkens



Tips & Tricks



We recommend to avoid using your product on rainy days, as leather is a natural material. Therefore, it is best to avoid humidity or rain if possible. If you've used your bag in the rain, sometimes small bubbles appear on the leather. Those will fade naturally over time as the water dries. Remember that leather can never be entirely waterproof.



Do not use heat to dry your O My Bag, just let it dry naturally and away from radiators. Direct heat will dry out the leather. In the case that it has been dried too much, use moisturizing products.



When using other leather treatments (and especially for the first time), always test the product in an inconspicuous area of your bag first, before applying it to the entire bag. We suggest trying first on the base of the bag or under a flap.



When not in use, store your bag in its dust bag away from moisture and variations of hot or cold temperatures.



Be extra careful with your suède leather. The best way to keep suède looking good is with regular preventative care. All our bags, and especially suède leather items, should be treated with a water-repelling spray like our 'Collonil 1909 Supreme Protect Spray'. Reapply the spray every month for protection.

Repairs



WE'RE HERE TO HELP

At O My Bag we're big believers in creating sustainable products that last a lifetime. But sometimes, pieces need a little tune-up and hardware needs replacing.

Check out our online 'Care and Repair' page for visuals and instructions on dealing with small repairs like replacing a loose knob button, removing loose threads or adding a new hole to your strap. When in doubt about how to best handle a repair, feel free to reach out so we can advise you on how to deal with the issue you have.

If the problem is beyond your own repair skills please email us at customerservice@omybag.nl and include a few photos of the issue so we can get back to you with a solution. We may advise you to go to a local leather repair shop or to mail the bag to us where we can repair it at our costs or for a small fee. In addition to repairs, we clean and polish every bag that's sent in.

Second-hand Program

BRING IT BACK

If you have an O My Bag that you no longer use, we think it deserves a second life. By following the next steps, we keep the circular economy in motion and avoid adding to landfills through waste.



THE STEPS

1

Bring your old O My Bag to one of our stores or send it directly to our HQ. Make sure you always leave your email address and a small note in the package, otherwise we don't know who to thank and who to delight with a discount code.

2

In return, you'll receive 20% discount on new items or you can trade in your old style for a similar vintage model at the store.

3

Let's give your bag a second life! We will find your bag a new owner who loves vintage products through our pre-loved library. It doesn't matter where you bought your O My Bag, we'll gladly accept bags purchased from other retailers.

Thank You

FLAGSHIP STORE & HQ

Ceintuurbaan 117-H
1072 EZ Amsterdam
0031 (0)20 7724464
customerservice@omybag.nl

BRAND STORE

Wolvenstraat 15
1016 EM Amsterdam
0031 (0)20 7370462
customerservice@omybag.nl



ECO FRIENDLY

Our products are made of a premium quality eco leather that is tanned without the use of harmful chemicals and has no synthetic finishing. All cotton we use is GOTS certified and organic.

FAIRLY MADE

We believe consumers have the power to create change by demanding ethically made products. Our practices support safe work environments, fair wages and equal opportunities for women.

WEAR YOUR ETHICS

We are so happy to have you as a customer. O My Bag is committed to making a positive difference in the world through sustainable and ethical trade. We connect producers in small communities to the global market and create fairly paid job opportunities. So go ahead and pat yourself on the back, we hope you love your purchase.

SHARE THE LOVE

Show us your new love and use the #omybagamsterdam to get featured on our social media channels and website.



O MY BAG

A M S T E R D A M