



Halo tiles &
bathrooms

ROMBINI

Ronan & Erwan Bouroullec

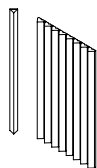
Mutina



General information

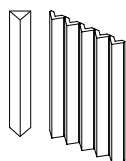
collection	Rombini
design	Ronan & Erwan Bouroullec, 2015, 2021
production	Industrial
material	TRIANGLE: glazed pressed body.
thickness	TRIANGLE EXTRA SMALL: 16 mm TRIANGLE SMALL, TRIANGLE LARGE: 22 mm
nominal sizes	TRIANGLE EXTRA SMALL: 8 pcs 31,5-2-1,6 (12".1"-0,6"), on net 18x31,5 (7".12") TRIANGLE SMALL: 5 pcs 31,5-3,5-2,2 cm (12".1".1"), on net 18,6-31,5 cm (7".12") TRIANGLE LARGE: 3 pcs 31,5-6-2,2 cm (12".2".1"), on net 18,6-31,5 cm (7".12")
specification	TRIANGLE: – 3 shapes: Extra Small, Small and Large – 5 Matt colours: White, Grey, Red, Green, Blue – 3 Glossy colours: Blanc, Gris, Rose – 2 Glossy colours with craquelé glaze: Vert and Brun With Triangle, the shape of the rhombus is interpreted in its three-dimensional shape, in order to create games of lights and shadow on the surface: the elements, realized in Large, Small and Extra Small versions, seem to arise from the floor and to carry on the wall covering. Triangle is obtain by press in special 3D mold, then glazed and assembled on net. This allow to use Triangle also on concave or convex curved surfaces.
use	TRIANGLE: Wall – indoor
complementary pieces	TRIANGLE: Terminal Extra Small, Small and Large in all colours and finishing. Listello in all colours and finishing.
awards	Archiproducts Design Award 2016
category	Triangle Bill UNI EN 14411 GL

TRIANGLE EXTRA SMALL



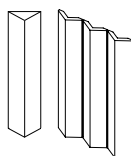
8 pcs 31,5-2-1,6
12".1"-0,6"
on net 18x31,5
7".12"

TRIANGLE SMALL



5 pcs 31,5-3,5-2,2 cm
12".1".1"
on net 18,6-31,5 cm
7".12"

TRIANGLE LARGE



3 pcs 31,5-6-2,2 cm
12".2".1"
on net 18,6-31,5 cm
7".12"

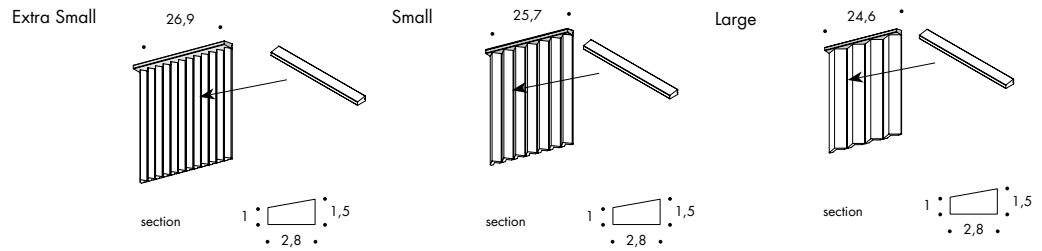
Terminal
Extra Small/Small/Large

Extra Small:
26,9 · H 1,5 · 2,8 cm
11" · H 1" · 2"

Small:
25,7 · H 1,5 · 2,8 cm
10" · H 1" · 2"

Large:
24,6 · H 1,5 · 2,8 cm
10" · H 1" · 2"

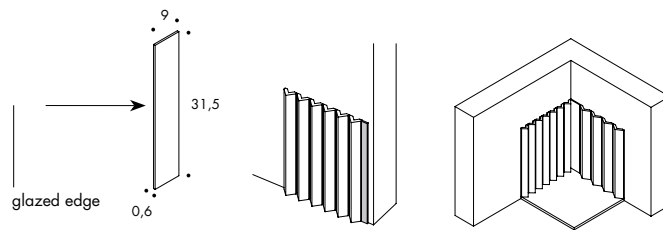
Closing piece available in all colours of the collection.
1 piece of Terminal Small is modular with 7 pieces of Triangle Small. 1 piece of Terminal Large is modular with 4 pieces of Triangle Large. 1 piece of Terminal Extra Small is modular with 12 pieces of Triangle Extra Small.



Listello di chiusura

9 · 31,5 · 0,6 cm
4" · 12" · 1"

Listello with a glazed edge to be used in the corner as wall closure.
Available in all colours of the collection.



Triangle

Laying and maintenance tips


use	Wall – indoor.
installation	Lay on perfectly flat, dry walls.
recommended adhesive	NON-RAPID-DRYING adhesive for porcelain stoneware to make it easier to fix the sheets.
recommended joints	Place the sheets with the same joint as within the sheet.
recommended fillers	FINE-GRAIN CEMENT BASE GROUT: Grout 0.5 m ² at a time and wash thoroughly with clean water. Remove all traces of grout carefully before it dries completely. EPOXY GROUT: Grout 0.5 m ² at a time and wash thoroughly with clean water. Remove all traces of grout carefully before it dries completely. Do not use for Triangle Vert and Triangle Brun.
cleaning at the end of installation	– Triangle Vert and Triangle Brun: do not use abrasive cleaners / do not use acid or alkaline products. / Craquelé is a type of glazed ceramics characterised by micro-cracks on the surface, deliberately created as a distinctive finish. This particular process makes the material sensitive to acids. For ordinary maintenance, anti-limescale products should be avoided, because they can dull the surface. Please proceed as follows: 1. Treatment pre-grouting with FILA MP90, solvent based stain protector. 2. Grouting with cement-based grout, possibly do not grout in contrast 3. Cleaning at the end of installation with cleaner FILA CLEANER PRO, neutral detergent, dilute the product in a ratio 1:30 4. Final cleaning with FILA MP90 – Triangle Matt and Glossy: do not use abrasive cleaners, especially for glossy finishing. FINE-GRAIN CEMENT BASE GROUT: Buffered acid (e.g. Deterdek by FILA, Deltaplus by KERAKOLL, or similar). Wet the floor with water, dilute the product 1:5 with water and pour it on the floor. Wait for 5 minutes then use a white scotch brite pad and rinse well with clean water. EPOXY GROUT: Alkaline detergent (e.g. Fugasoap by KERAKOLL, PS/87 by FILA). Wet the floor with water, dilute the product 1:5 with water and pour it on the floor. Wait for 5 minutes then use a white scotch brite pad and rinse well with clean water. SILICONE: Solvent for silicone (e.g. Remosil). Pour it straight onto the stain, wait for 1-2 minutes and remove the mark using scotch brite. PAINT: Can usually be removed using water, but if resin-based paints or particular enamels have been used, it is best to ask the manufacturer which solvent is most suitable.
general cleaning (installed tiles)	Triangle Vert and Triangle Brun: do not use abrasive cleaners / do not use acid or alkaline products For ordinary maintenance, anti-limescale products should be avoided, because they can dull the surface. Triangle Matt and Glossy: do not use abrasive cleaners, especially for glossy finishing
calibers (real size)	–

Rombini Triangle – Glossy Colours

TRIANGLE EXTRA SMALL



Blanc



Gris



Brun



Vert




Rose

TRIANGLE SMALL




Blanc




Gris



Brun



Vert




Rose

TRIANGLE LARGE




Blanc



Gris



Brun



Vert



Rose


For information about the available grouts, please contact the sales department.

Rombini Triangle – Matt Colours


TRIANGLE EXTRA SMALL




White




Grey



Red



Green




Blue


TRIANGLE SMALL




White




Grey



Red



Green




Blue


TRIANGLE LARGE




White




Grey



Red



Green



Blue

For information about the available grouts, please contact the sales department.

Technical features

STANDARD	FEATURES	VALUE REQUIRED	ROMBINI TRIANGLE
ISO 10545/3	water absorption	x >10%	17,0%
ISO 10545/9	thermal shock resistance	no alteration	no alteration
ISO 10545/11	crazing resistance	no alteration	no alteration
ISO 10545/13	acids and alkalis resistance	min B	A – B
ISO 10545/14	stains resistance	class 3	class 5
LEED 4.1		–	64% recycled material
VOC Emission			
Declaration of Contents			
SDS			
BPD3			
HPD			

Packing

SIZE	PCS-SQM	PCS-BOX	SQM-BOX	BOX-PAL	KG-BOX	KG-PAL	SQM-PAL
triangle extra small on net 18-31,5 cm	17,40	11	0,62	63	10,35	652,05	39,06
triangle small on net 18,6-31,5 cm	17	9	0,53	63	10,55	664,65	33,40
triangle large on net 18,6-31,5 cm	17	9	0,53	63	9,45	595,35	33,40
terminal extra small	–	10	2,69 ml		3,25		
terminal small	–	10	2,57 ml	–	3,25	–	–
terminal large	–	10	2,46 ml	–	3,25	–	–
listello 8-31,5-0,6 cm	–	–	–	–	–	–	–

The logo for Halo tiles & bathrooms is located in the top left corner. It features a stylized white 'H' with a swoosh above it, followed by the text 'tiles & bathrooms' in a white sans-serif font. The logo is set against a dark blue background that has a white curved border at the bottom.

Halo tiles &
bathrooms

GET IN TOUCH

For more information, please get in touch with a member of our team

sales@halotiles.ie | (053) 938 3700 | www.halotiles.ie