

VICTORIAN FLORENTINE

The Victorian Florentine Range evokes the ambience of 18-19th century classical Florence. The backgrounds are adorned with the symmetrical ornaments in the prevailing black-and-white design. Featuring a kaleidoscope of mixed forms, it is chosen for the widely appreciated patchwork layouts, and for the beautiful tapestry arrangements trimmed by the corner (esquina), or edge (Cenefa) pieces.

04. VICTORIAN FLORENTINE



Tile Type

Wall & Floor, Ceramic

Usage Areas


Commercial & Residential

Sizes & Finish

20 x 20

Basic Colours

Black, White & Blue




20 x 20 cm
HMAINB013
White




20 x 20 cm
HMAINB011
White




20 x 20 cm
HMAINB009
White




20 x 20 cm
HMAINB012
Black




20 x 20 cm
HMAINB010
Black



20 x 20 cm
HMAINB008
Black



20 x 20 cm
HMAINT045
Blue



20 x 20 cm
HMAINT044
Blue



20 x 20 cm
HMAINT043
Blue

05. VICTORIAN NOU / GOTIC / DECO



Tile Type

Wall & Floor

Usage Areas

Light Commercial & Residential

Sizes & Finish


13.2 x 40

6.5 x 40

13.2 x 31.2

Basic Colours

Ceramic



20 x 20 cm
HMAINB006
Nou



20 x 20 cm
HMAINB005
Nou



20 x 20 cm
HMAIND003
Nou



20 x 20 cm
HMAINB004
Gotic



20 x 20 cm
HMAINB003
Gotic




20 x 20 cm
HMAIND002
Gotic



20 x 20 cm
HMAINB002
Deco



20 x 20 cm
HMAINB001
Deco



20 x 20 cm
HMAIND001
Deco