

The logo for Halo tiles & bathrooms features a stylized white 'H' with a swoosh above it, followed by the text 'Halo tiles & bathrooms' in a white sans-serif font. The logo is set against a blue-to-purple gradient background that is part of a curved banner.

Halo tiles &
bathrooms


The background of the image is a close-up of a floor covered in large, square, green tiles with a speckled texture. The tiles are arranged in a grid pattern with dark grey grout. In the upper right corner, there is a wooden stool made of two stacked logs. On top of the stool, there is a white coffee cup with a brown sleeve, a blue ruler, and a map.

TIME
Barber & Osgerby
Mutina

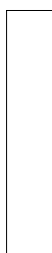


General information

collection	Time
design	Edward Barber & Jay Osgerby, 2023
production	Industrial
material	unglazed and not rectified porcelain stoneware
thickness	12 mm
sizes	20,5-20,5 cm (8"-8") 3,9-20,5 cm (1,5"-8") 3,9-3,9 cm (1,5"-1,5")
specification	- 8 Colors Each colour is available in 2 textures: rough and smooth.
complementary pieces	Skirting
category	UNI EN 14411 App G (Bla group) UGL



20,5-20,5 cm
8"-8"



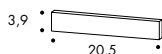
3,9-20,5 cm
1,5"-8"



3,9-3,9 cm
1,5"-1,5"

complementary pieces

skirting
3,9-20,5 cm
1,5"-8"



Laying and maintenance tips

use	Floor, wall – indoor, outdoor.
installation	For an even, smooth shading effect when laying, alternate material from several different boxes
recommended adhesive	Adhesive for porcelain stoneware
recommended joints	2 millimetres
recommended fillers	cement-based grout / epoxy grout
cleaning at the end of installation	CEMENT-BASED GROUT: Buffered acid (e.g. DETERDEK PRO by FILA or similar). Wet the floor with water, dilute the product 1:5 with water and pour it on the floor. Wait for 2-3 minutes then use a white scotch brite pad and rinse well with clean water. EPOXY GROUT: Alkaline detergent (e.g. FILA CR10 by FILA). FILA CR10: apply pure, wait for 30 minutes then use a green scotch brite pad. SILICONE: Solvent for silicone e.g. FILA ZERO SIL. Put it straight onto the stain, wait for 20 minutes and remove the mark using scotch brite. PAINT: Can usually be removed using water, but if resin-based paints or particular enamels have been used, it is best to ask the manufacturer which solvent is most suitable. RUST: stain remover es. FILA NO RUST. Apply the product onto the stain, leave for 15 minutes, remove the residue and rinse thoroughly.
general cleaning (installed tiles)	You are recommended to use specific detergent for porcelain stoneware diluted in water.
calibers (real size)	20,5-20,5 cm: cal 1: from 203,6-203,6 mm to 205-205 mm – cal 0: from 202,1-202,1 mm to 203,5-203,5 mm 3,9-20,5 cm: cal 1: from 39-203,6 mm to 39-205 mm – cal 0: from 39-202,1 mm to 39-203,5 mm 3,9-3,9 cm: single caliber 39-39 mm (calibers depend on the production lot, we recommend to ask in advance)

Colors



Dover White Smooth



Etna Black Smooth



Dakota Grey Smooth



Atlas Brown Smooth



Dover White Rough



Etna Black Rough



Dakota Grey Rough



Atlas Brown Rough



Virginia Blue Smooth



Highland Green Smooth



Salta Red Smooth



Sahara Sand Smooth



Virginia Blue Rough



Highland Green Rough



Salta Red Rough



Sahara Sand Rough

For information about the available grouts, please contact the sales department.

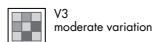
Technical features

STANDARD	FEATURES	VALUE REQUIRED	TIME Smooth	TIME Rough
ISO 10545/3	water absorption	< 0,5%	0,06%	0,06%
ISO 10545/4	breaking strength	≥ 1300 N	in conformity with standard	in conformity with standard
	modulus of rupture	≥ 32 N/mm ²		
ISO 10545/9	resistance to thermal shock	no visible alteration	resistant	resistant
ISO 10545/12	frost resistance	no visible alteration	resistant	resistant
ISO 10545/13	resistance to acids and alkalis (low and high concentration)	declared value	A	A
	resistance to household cleaning agents and swimming pool chemicals	minimum class B	A	A
ISO 10545/14	stains resistance	minimum class 3	5	5
DIN 51130			R10	R11
DIN 51097			B	C
Pendulum BS (EN 16165-c)			60 dry 50 wet	65 dry 55 wet
Pendulum AS/NZS (4586313 app A)			49 P4	52 P4
LEED CERTIFICATION 4.1			20% recycled materials	20% recycled materials
VOC Emission			available upon request	available upon request
EPD			available upon request	available upon request
Declaration of Contents			available upon request	available upon request
SVHC declaration			available upon request	available upon request

Smooth



Rough:



Packing

SIZE	PCS-SQM	PCS-BOX	SQM-BOX	BOX-PAL	KG-BOX	KG-PAL	SQM-PAL
20,5-20,5 cm	23,88	13	0,55	48	14,70	705,60	26,40
3,9-20,5 cm	125,08	65	0,55	48	14,70	706	26,40
3,9-3,9 cm	657,50	50	0,08	216	2,22	480	17,28
skirting 3,9-20,5 cm	-	8	1,64 ml	-	1,81	-	-

The logo for Halo tiles & bathrooms is located in the top left corner. It features a white swoosh above the word "Halo" in a bold, sans-serif font, followed by "tiles & bathrooms" in a smaller, regular sans-serif font. The background of the logo is a blue gradient with a white curved border at the bottom.

Halo tiles &
bathrooms

GET IN TOUCH

For more information, please get in touch with a member of our team

sales@halotiles.ie | (053) 938 3700 | www.halotiles.ie