

# SOFAS & SECTIONALS

---

## STEVE



**AMERICAN  
LEATHER**

# AMERICAN LEATHER TRANSITIONAL COLLECTION

**Standard Features:**

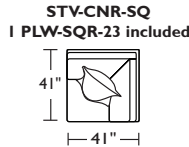
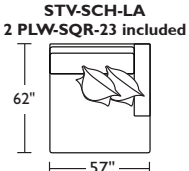
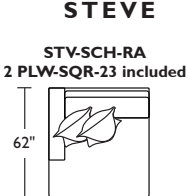
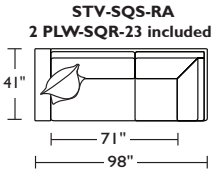
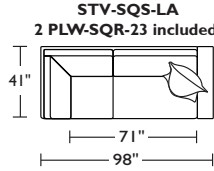
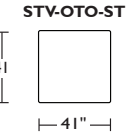
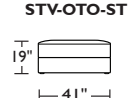
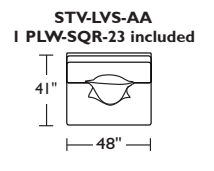
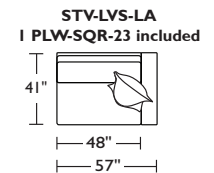
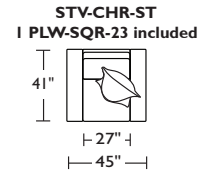
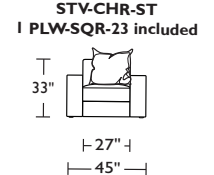
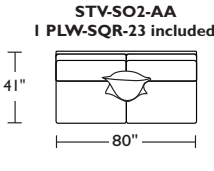
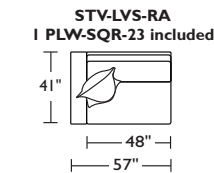
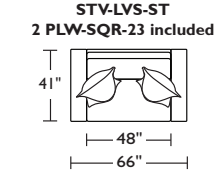
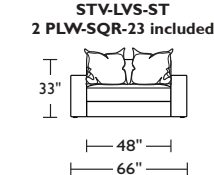
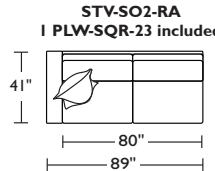
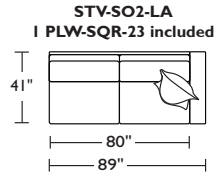
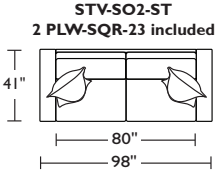
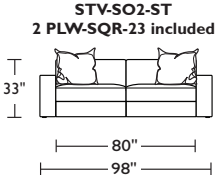
- Advanced unidirectional suspension system
- Premium high-density, high-resiliency foam seats encased in down
- Quick-ship delivery
- Lifetime warranty on frame & suspension
- Recessed plastic feet
- PLW-SQR-23 measures 23" x 23"
- Double-needle top stitching
- Loose back & seat cushions

**Options:**

- Premium high-density, high-resiliency foam seats
- Extra firm premium high-density, high-resiliency foam seats
- Contrasting back cushion & seat available:
- If two grades are selected, price at higher grade
- Specify down toss pillow in any leather or fabric
- For additional pillows order PLW-SQR-23

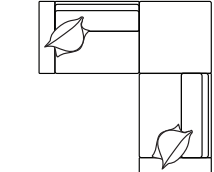
*Please use actual leather, fabric and Ultrasuede® swatches when specifying furniture as the colors shown may vary due to the printing process.*

*Due to size of leather hides, your furniture will have seams on the front, back and sides. For more information please contact your sales representative.*

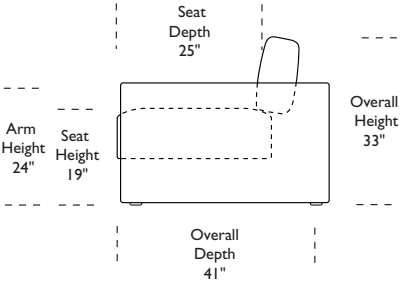
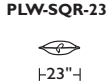
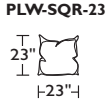
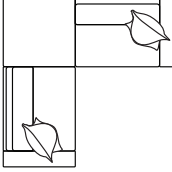


**Suggested Configurations**

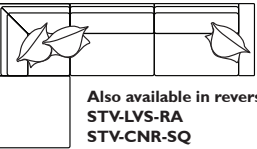
**STV-LVS-RA**  
**STV-OTO-ST**  
**STV-LVS-LA**



**STV-LVS-LA**  
**STV-OTO-ST**  
**STV-LVS-RA**



**STV-LVS-LA**  
**STV-CNR-SQ**  
**STV-LVS-AA**  
**STV-OTO-ST**



**Also available in reverse:**  
**STV-LVS-RA**  
**STV-CNR-SQ**  
**STV-LVS-AA**  
**STV-OTO-ST**

Due to size of leather hides, your furniture will have seams on the front, back and sides. For more information please contact your sales representative.

A. Front      B. Back      C. Sides

\*Dotted line indicates where seams may be located.

\*Note: arm height for this frame is measured at the highest point of the curved arm.

Scale: 1/8 inch = 1 foot  
All dimensions are approximate and subject to change.  
Specify components from the sitting position.