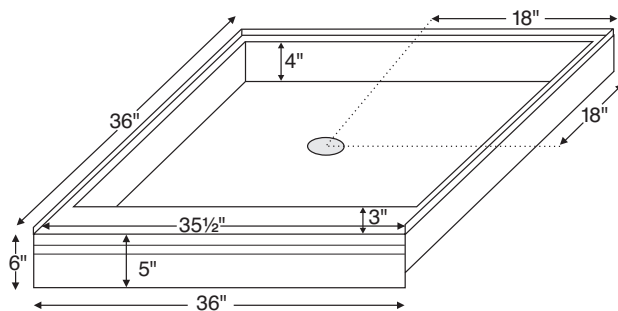


### CONSTRUCTION AND STANDARD FEATURES

- Single, front threshold; 3.5" drain opening pre-drilled.
- Integral tile flange on 3 sides to facilitate installation.
- Textured bottom that meets ASTM F-462-1994 certification requirements for safer showering.
- Durable Lucite® cast acrylic shell is extremely scratch- and stain-resistant, yet renewable because the color goes all the way through the material.
- Non-porous surface makes cleaning and sanitizing faster and more effective.
- Multi-layered backing of fiberglass / resin / titanium and recycled acrylic parts.
- 1-year Limited Residential and Commercial Warranty.
- Includes a PVC drain kit in chrome finish. Also available in brushed nickel.
- Lead Time - 3-5 business days. Optional "Quick Ship / Priority" reduces lead time to 2 business days.



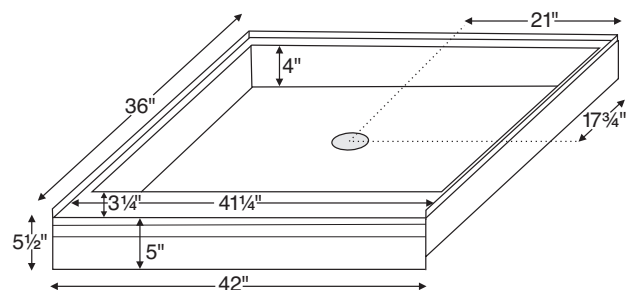
**Part # R3636CD** Size: 36" x 36" x 5"

**Available Colors** - White or Biscuit

**Options** - Quick Ship / Priority. Call for availability.

PVC Drain - Chrome (included); Brushed Nickel (upcharge)

Shipping Weight: 45 lbs.



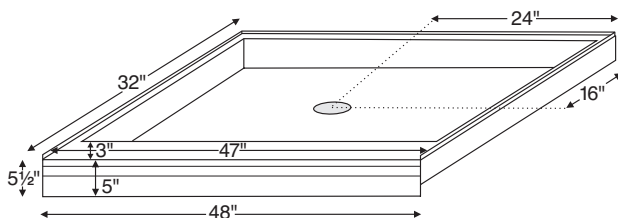
**Part # R4236CD** Size: 42" x 36" x 5"

**Available Colors** - White or Biscuit

**Options** - Quick Ship / Priority. Call for availability.

PVC Drain - Chrome (included); Brushed Nickel (upcharge)

Shipping Weight: 45 lbs.



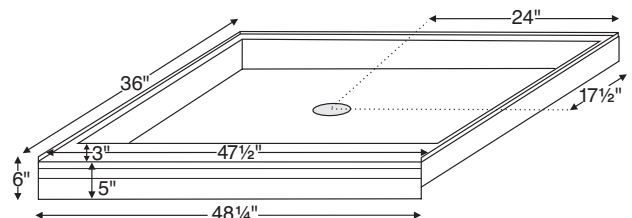
**Part # R4832CD** Size: 48" x 32" x 5"

**Available Colors** - White or Biscuit

**Options** - Quick Ship / Priority. Call for availability.

PVC Drain - Chrome (included); Brushed Nickel (upcharge)

Shipping Weight: 45 lbs.



**Part # R4836CD** Size: 48.25" x 36" x 5"

**Available Colors** - White or Biscuit

**Options** - Quick Ship / Priority. Call for availability.

PVC Drain - Chrome (included); Brushed Nickel (upcharge)

Shipping Weight: 55 lbs.

**IMPORTANT INSTALLATION INFORMATION:** The shower base MUST be set using Quickrete® #1103 Sand/Topping Mix or equivalent. Failure to properly bed will VOID the warranty. Materials such as plaster, sheetrock mud or plain sand are unacceptable and will void the warranty. Water test base for proper drainage prior to installing surrounding materials. Please see instructions included with shower base for full installation guidelines.