


Club Car

2007 ILLUSTRATED PARTS LIST



**DS VILLAGER 4
GASOLINE/ELECTRIC
TRANSPORTATION VEHICLES**

MANUAL NUMBER 103209024
EDITION CODE 1106B0407A

USING THE ILLUSTRATED PARTS LIST

⚠ WARNING

- **This manual is to be used only for identification and ordering of service parts. Be sure to read and use the maintenance and service manual before attempting any vehicle repairs.**

This manual covers all DS Villager 4 vehicles built during the 2007 model year.

The manual is divided into sections. Note that there are two or three flags on the outside edge of each page. The first flag contains the section number of which that page is a part. The other flag (or flags) contains the letter G or E, signifying that the page pertains to the electric or gasoline vehicles only.

Use the Table of Contents to find the sections and pages that contain the parts and assemblies you seek. The Table of Contents lists section numbers, and under them, the individual page titles and numbers to be found in that section. The index can be used to find specific parts and assemblies. The index is divided into numerical and alphabetical listings with the page numbers in italic text.

There is a two-page spread for each individual page title in the Table of Contents. On the left-hand page is an illustration showing the parts in their relative positions; the parts are each tagged with an item number in a balloon. The right-hand page is the parts list page, and gives the page title at the top, then the item numbers (corresponding to the numbers on the illustration), part descriptions, and quantity of parts used.

Note that a part description may be indented. This indention corresponds to a parts assembly level indicated by the numbers 1, 2, 3, and 4 at the top left corner of the parts description area of the parts list page. A part that is indented to *level 2* is a component of the *level 1* part (assembly) that it is listed under. A *level 3* part is a component of the *level 2* part that it is listed under, and a *level 4* part is a component of the *level 3* part preceding it. In each case, the part quantity given for a level 2, 3, or 4 part *is the quantity used per next higher level assembly of which it is a component*. A part that is not indented is a *level 1* part. This means that the quantity given is the quantity used per the portion of the vehicle illustrated on that particular spread.

HOW TO ORDER PARTS

Replacement parts and accessories can be obtained from our network of authorized dealers and distributors. You can obtain the name and phone number of your closest Club Car contact by visiting our web site at www.clubcar.com and clicking on the “*Distributor Search*” link or by calling our toll-free Service Parts and Technical Assistance hotline at (800) 872-2246 or (706) 863-3000, extension 3281 or 3854.



**P. O. Box 204658
Augusta, Georgia 30917-4658 USA
Telephone 706-863-3000
Service Parts Fax 706-855-7413
www.clubcar.com**

NOTE: *This illustrated parts list represents the most current information at the time of publication. Club Car, Inc. is continually working to further improve its vehicles and other products. These improvements may affect the parts used to service the vehicle. Any modification and/or significant change in specifications will be forwarded to all Club Car and Carryall distributors/dealers and will, when applicable, appear in future editions of this illustrated parts list.*

Club Car, Inc. reserves the right to change specifications and designs at any time without notice and without the obligation of making changes to units previously sold.

Copyright © 2007 Club Car, Inc.
Club Car and *ArmorFlex*
are registered trademarks of Club Car, Inc.
This manual effective July 31, 2006.

2007 DS Villager 4 Gasoline and Electric Vehicle IPL

CONTENTS

SECTION 1 – BODY AND TRIM

| | |
|--|------|
| Front Body and Trim | 1-3 |
| Dash Components | 1-5 |
| Beverage Holder | 1-7 |
| Front Seat Bottom and Armrests | 1-9 |
| Rear-Facing Seat Bottom | 1-11 |
| Rear-Facing Seat Backs and Supports | 1-13 |
| Rear Body and Fenders – Gasoline Vehicle | 1-15 |
| Rear Body and Fenders – Electric Vehicle | 1-17 |
| Rear Footrest and Handrails | 1-19 |

SECTION 2 – WHEELS AND TIRES

| | |
|-------------------------------------|-----|
| Wheels and Tires (White Rims) | 2-3 |
| Wheels and Tires (Beige Rims) | 2-5 |

SECTION 3 – DECALS

| | |
|---|-----|
| Decals – Gasoline and Electric Vehicles | 3-3 |
| Decals – Electric Vehicles | 3-5 |
| Decals – Gasoline Vehicles | 3-7 |
| Logo Decals – Villager 4 Gasoline and Electric Vehicles | 3-9 |

SECTION 4 – BRAKES, PEDAL, AND CABLES

| | |
|---|------|
| Rear Brake Assembly, Self-Adjusting – Vehicle with 2-Wheel Brakes | 4-3 |
| Brake Pedal Assembly | 4-5 |
| Brake Cable, Equalizer, and Equalizer Rod | 4-7 |
| Accelerator Pedal Assembly – Gasoline Vehicle | 4-9 |
| Accelerator Pedal Assembly – Electric Vehicles | 4-11 |
| Accelerator Rod | 4-13 |

SECTION 5 – STEERING, FRONT AND REAR SUSPENSION

| | |
|----------------------------------|------|
| Steering Column | 5-3 |
| Steering Wheel | 5-5 |
| Steering Gear Assembly | 5-7 |
| Front Suspension, Upper | 5-9 |
| Front Suspension, Lower | 5-11 |
| Front Spindles and Hubs | 5-13 |
| Rear Suspension Components | 5-15 |
| Rear Suspension Components | 5-17 |

CONTENTS

SECTION 6 – ELECTRICAL SYSTEM – GASOLINE VEHICLES

| | |
|--|------|
| Headlights | 6-3 |
| Wiring – Gasoline DS Villager 4 | 6-7 |
| Electrical Component Box | 6-9 |
| Controls and Indicators | 6-11 |
| Starter/Generator Assembly Model G425419 – Gasoline Vehicles | 6-13 |
| Starter/Generator Assembly Model 114-01-4005 – Gasoline Vehicles | 6-15 |
| FE290 Starter/Generator Mounting – Gasoline DS Villager 4 | 6-17 |
| Battery – Gasoline Vehicle | 6-19 |

SECTION 7 – FE290 ENGINE

| | |
|--|------|
| FE290 Engine – Shrouds and Brackets | 7-3 |
| FE290 Engine – Ignition Components and Flywheel | 7-5 |
| FE290 Engine – Oil Circulation | 7-7 |
| FE290 Engine – Cylinder Head | 7-9 |
| FE290 Engine – Crankcase, Camshaft, and Oil Sensor | 7-11 |
| FE290 Engine – Crankcase and Crankshaft | 7-13 |
| FE290 Engine Mounting | 7-15 |

SECTION 8 – FUEL, INTAKE, AND GOVERNOR SYSTEMS

| | |
|--|------|
| Fuel System | 8-3 |
| Fuel Tank with Fuel Level Sending Unit | 8-5 |
| Carburetor Assembly – FE290 | 8-7 |
| Carburetor Installation – FE290 | 8-9 |
| Governor and Accelerator Cables | 8-11 |
| Air Box and Intake Hose | 8-13 |
| Intake System | 8-15 |

SECTION 9 – EXHAUST SYSTEM

| | |
|-------------------------------------|-----|
| Exhaust System – FE290 Engine | 9-3 |
|-------------------------------------|-----|

SECTION 10 – TORQUE CONVERTER

| | |
|--------------------------|------|
| Drive Clutch | 10-3 |
| Drive Belt – FE290 | 10-5 |
| Driven Clutch | 10-7 |

CONTENTS

SECTION 11 – UNITIZED TRANSAXLE

| | |
|--|-------|
| Transaxle – Gasoline Vehicles, Gear Cases and Brackets | 11-3 |
| Transaxle – Gasoline Vehicles, Transmission and Gear Reduction | 11-5 |
| Transaxle – Gasoline Vehicles, Differential and Axles | 11-7 |
| Forward/Reverse Shifter Assembly – Gasoline Vehicles | 11-9 |
| Forward/Reverse Shifter Cable – Gasoline Vehicles | 11-11 |

SECTION 12 – ELECTRICAL SYSTEM – ELECTRIC VEHICLES

| | |
|--|-------|
| Wiring | 12-5 |
| Headlights | 12-7 |
| Instrument Panel Components | 12-9 |
| Motor Controller Output Regulator (MCOR) | 12-11 |
| Forward/Reverse Switch, Tow/Run Switch | 12-13 |
| Battery Charger Receptacle | 12-15 |
| Batteries, Electric Vehicle | 12-17 |
| OBC, Controller, and Solenoid – Electric Vehicle | 12-19 |

SECTION 13 – ELECTRIC MOTOR

| | |
|---|------|
| Motor (Model 5BC59JBS6365) – Electric Vehicle | 13-3 |
| Motor (Model 5BC59JBS6390) – Electric Vehicle | 13-5 |
| Motor (Model EJ4-4001) – Electric Vehicle | 13-7 |

SECTION 14 – BATTERY CHARGER

| | |
|--|------|
| PowerDrive 2 Battery Charger (Model 22110), Domestic | 14-3 |
| PowerDrive Battery Charger (Model 18780), Export | 14-5 |
| PowerDrive Battery Charger (Model 20310), European | 14-7 |

SECTION 15 – TRANSAXLE – ELECTRIC VEHICLES

| | |
|-------------------------------------|------|
| Transaxle – Electric Vehicles | 15-3 |
|-------------------------------------|------|

SECTION 16 – MAINTENANCE AND SERVICE TOOLS

| | |
|--|-------|
| Maintenance and Service Tools | 16-3 |
| Maintenance and Service Tools, Continued | 16-5 |
| Maintenance and Service Tools, Continued | 16-7 |
| Maintenance and Service Tools, Continued | 16-9 |
| Maintenance and Service Tools, Continued | 16-11 |

CONTENTS

SECTION i – INDEX

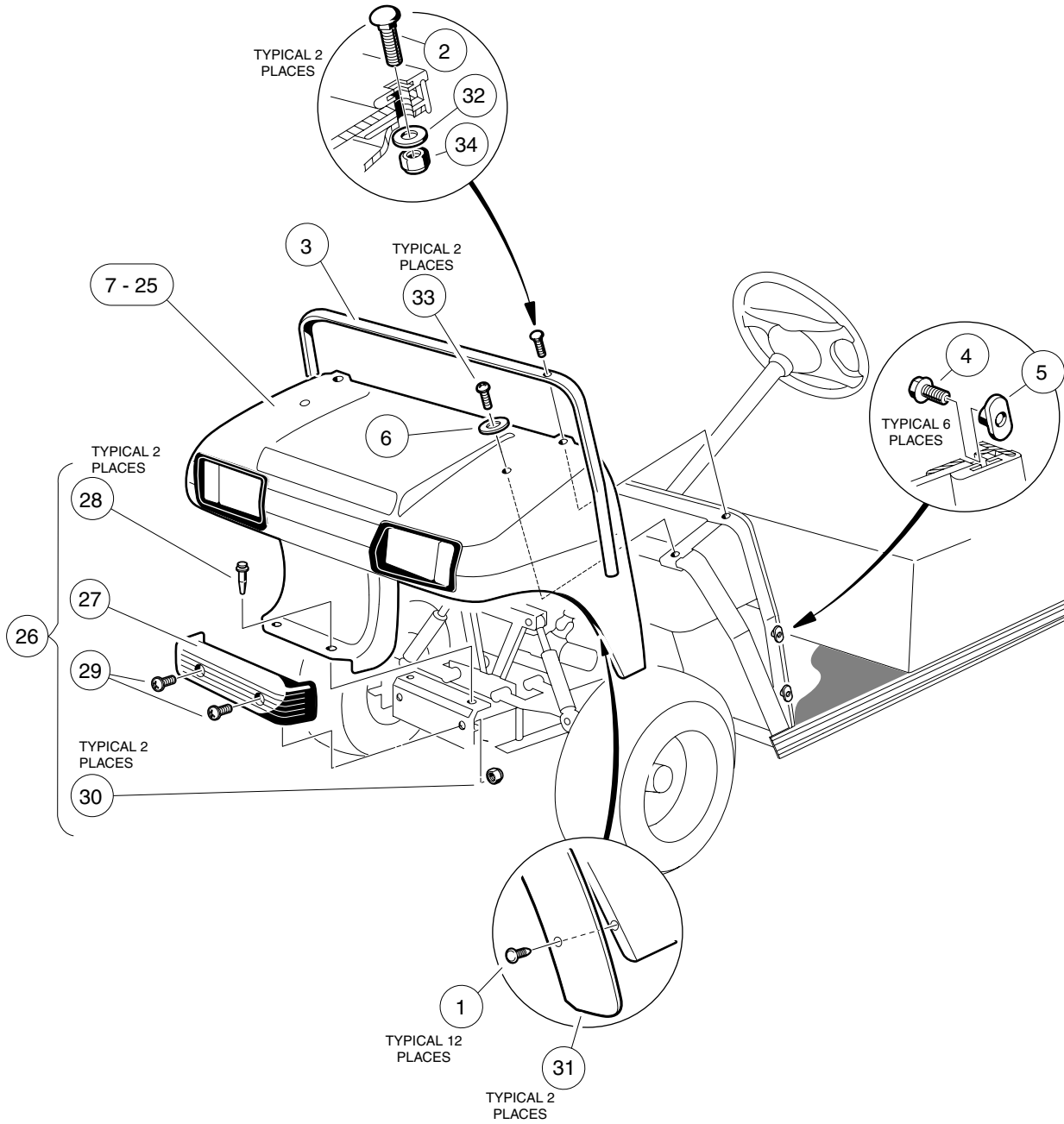
BODY AND TRIM

1

G

E

1
G
E



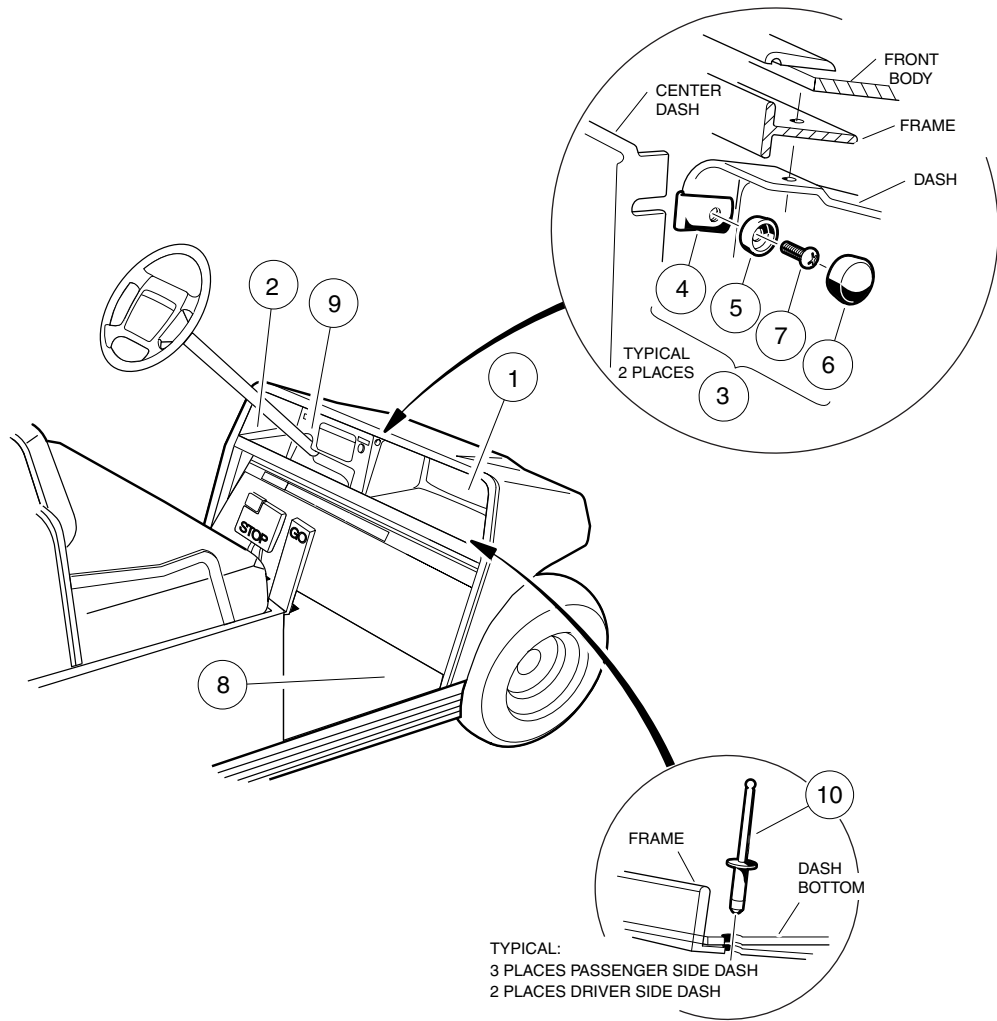
000249-005

FRONT BODY AND TRIM

| ITEM | PART NO. | DESCRIPTION | QTY |
|------|-----------|--|-----|
| | | 1 2 3 4 | |
| 1 | 1010434 | Barrel - Plastic | 12 |
| 2 | 1010435 | Bolt, Carriage, 5/16-18 X 1.00 | 2 |
| 3 | 1011014 | Trim, Cowl | 1 |
| 4 | 1011017 | Screw, #8-32 X 0.375 | 6 |
| 5 | 1011394 | T-Nut Package (Set of 4) | 1 |
| 6 | 1015075 | Washer, 5/16 Flat Type A | 2 |
| 7 | 101692501 | Cowl, TPO, Beige | 1 |
| 8 | 101692502 | Cowl, TPO, White | 1 |
| 9 | 101692506 | Cowl, TPO, Red | 1 |
| 10 | 101692509 | Cowl, TPO, Pacific Blue (Royal Blue) | 1 |
| 11 | 101692510 | Cowl, TPO, Dark Green | 1 |
| 12 | 101692511 | Cowl, TPO, Black | 1 |
| 13 | 101692512 | Cowl, TPO, Classic Blue | 1 |
| 14 | 101692513 | Cowl, TPO, Burgundy | 1 |
| 15 | 101692514 | Cowl, TPO, Dark Gray | 1 |
| 16 | 101692515 | Cowl, TPO, Safety Yellow | 1 |
| 17 | 101693901 | Cowl with Headlight Opening, TPO, Beige | 1 |
| 18 | 101693902 | Cowl with Headlight Opening, TPO, White | 1 |
| 19 | 101693906 | Cowl with Headlight Opening, TPO, Red | 1 |
| 20 | 101693909 | Cowl with Headlight Opening, TPO, Dark Green | 1 |
| 21 | 101693910 | Cowl with Headlight Opening, TPO, Black | 1 |
| 22 | 101693911 | Cowl with Headlight Opening, TPO, Classic Blue | 1 |
| 23 | 101693912 | Cowl with Headlight Opening, TPO, Burgundy | 1 |
| 24 | 101693913 | Cowl with Headlight Opening, TPO, Dark Gray | 1 |
| 25 | 101693914 | Cowl with Headlight Opening, TPO, Safety Yellow | 1 |
| 26 | 1017080 | Kit, Front Bumper (includes items 27 through 30) | 1 |
| 27 | 1016868 | Front Bumper | 1 |
| 28 | 1016967 | Blind Rivet, Push Type | 2 |
| 29 | 7251 | Screw, 5/16-18 x 1.0 Truss-Head | 2 |
| 30 | 7473 | Locknut, 5/16-18 Nylon Insert | 2 |
| 31 | 101870401 | Fender Extrusion | 2 |
| 32 | 1241 | Washer, 5/16 Type A Flat | 2 |
| 33 | 7251 | Screw, 5/16-18 x 1.0 Truss-Head | 2 |
| 34 | 7473 | Locknut, 5/16-18 Nylon Insert | 2 |

1
G
E

1
G
E

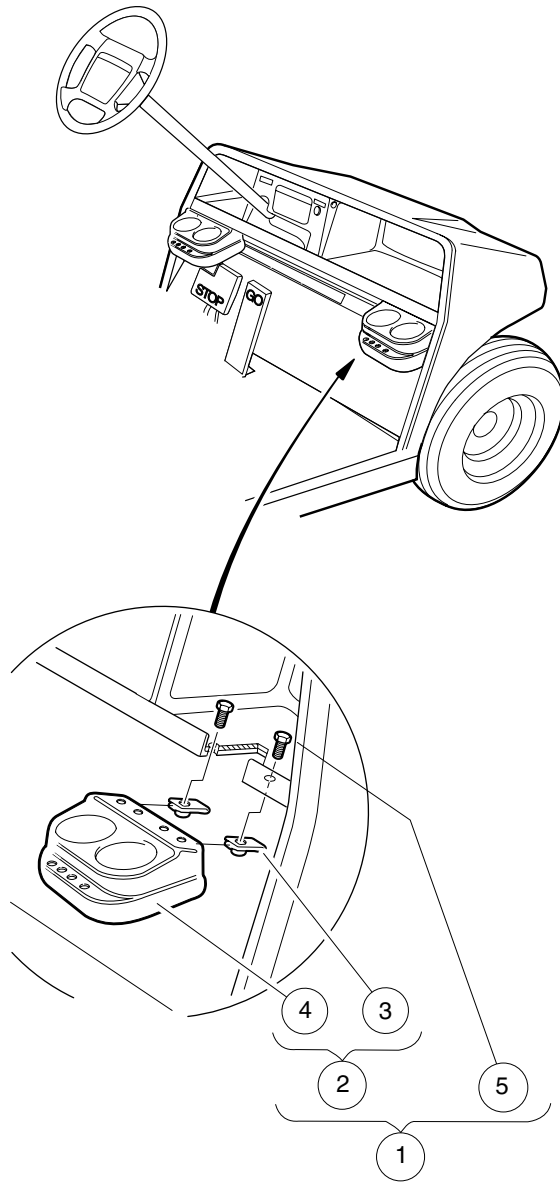


000252-001

DASH COMPONENTS

| ITEM | PART NO. | DESCRIPTION | QTY |
|------|-----------|---|-----|
| | | 1 2 3 4 | |
| 1 | 1013343 | Dash Component, Passenger-Side, Black | 1 |
| 2 | 1013344 | Dash Component, Driver-Side | 1 |
| 3 | 1014645 | Snap Washer Kit, Black (includes items 4 through 7) | 2 |
| 4 | 1011019 | Nut, Speed | 1 |
| 5 | N/A | Washer, #10 Pan-Head Screw | 1 |
| 6 | 1013494 | Cover, Screw Head | 1 |
| 7 | 1620 | Screw, #10-16 X 0.75 Pan-Head Tap | 1 |
| 8 | 101503202 | Floor mat | 1 |
| 9 | 101660404 | Dash Panel, Black Center | 1 |
| 10 | 7973 | Rivet, 3/16 X .400 Blind | 5 |

1
G
E



000253-002

BEVERAGE HOLDER

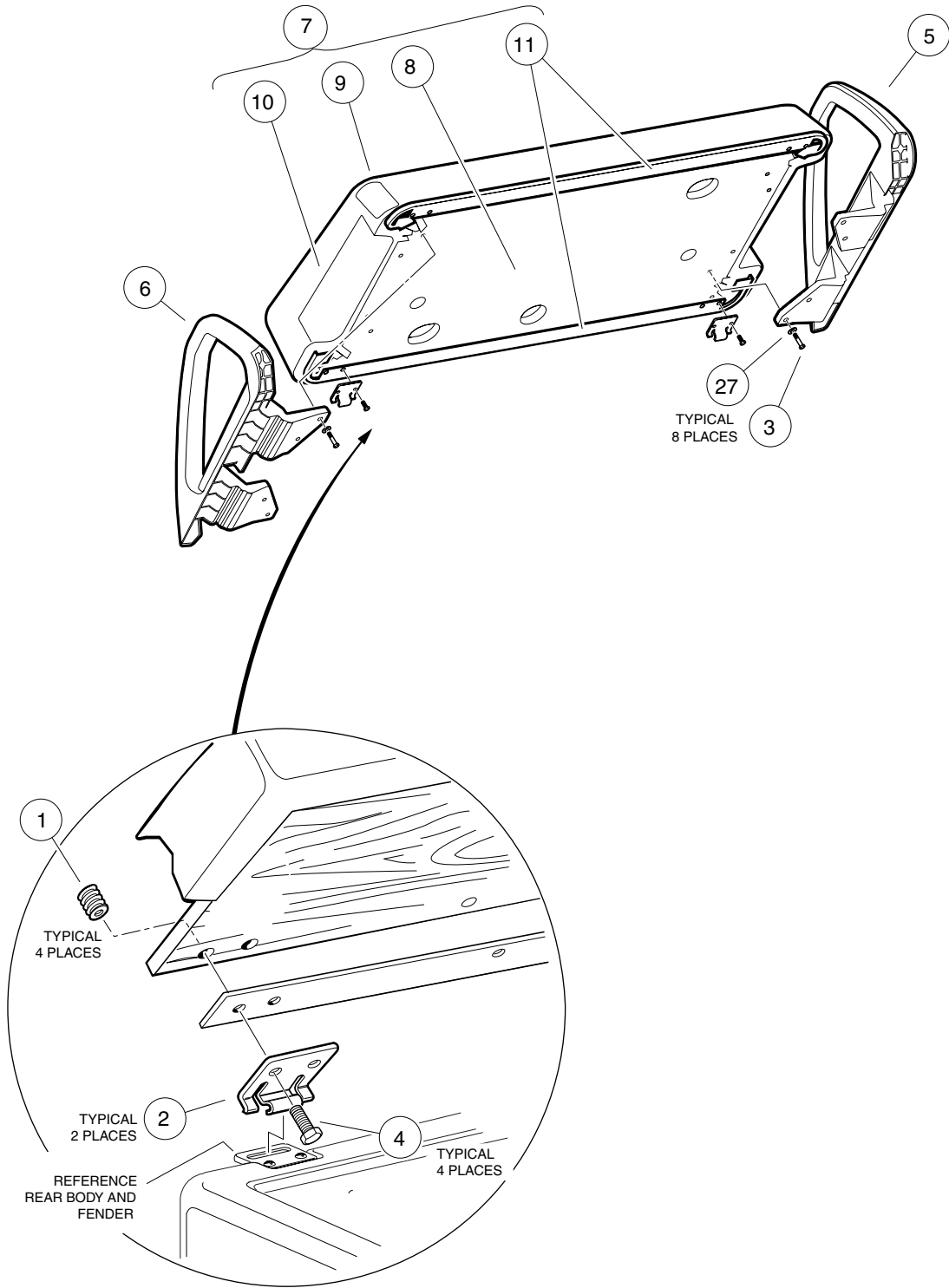
| ITEM | PART NO. | DESCRIPTION | QTY |
|------|-----------|---|-----|
| | | 1 2 3 4 | |
| 1 | 101708301 | Drink Holder Kit (includes items 2 through 5) | 2 |
| 2 | N/A | Holder, Dual Cup (includes items 3 and 4) | 1 |
| 3 | 1016952 | U-Nut, 1/4-20 | 2 |
| 4 | N/A | Cup Holder, Dual | 1 |
| 5 | 7847 | Screw, 1/4-20 X 0.75 Hex-Head Cap | 2 |

1

G

E

1
G
E

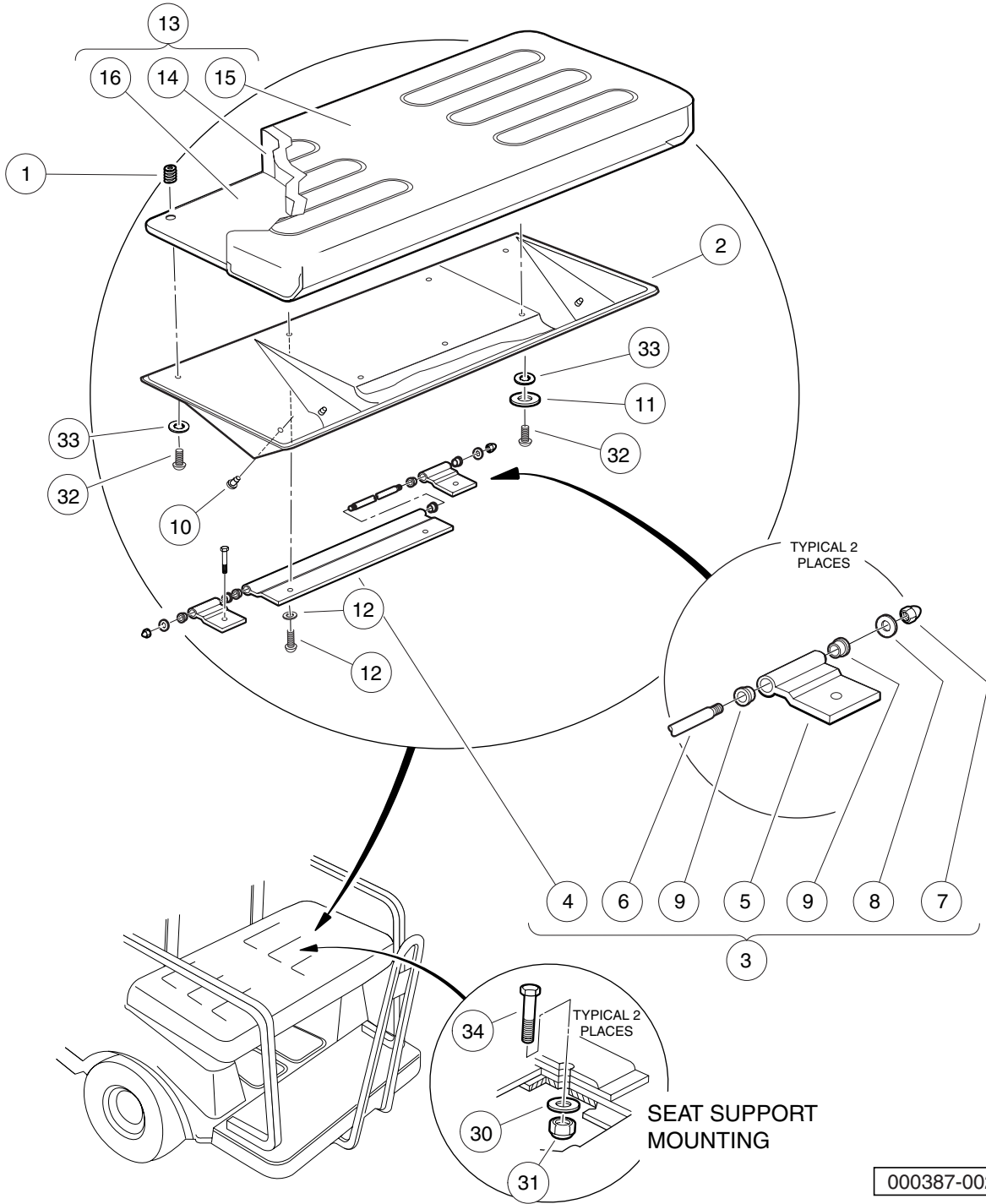


000364-003

FRONT SEAT BOTTOM AND ARMRESTS

| ITEM | PART NO. | DESCRIPTION | QTY |
|---|-----------|--|-----|
| | | 1 2 3 4 | |
| 1 | 1010543 | Insert - Wood | 4 |
| 2 | 1011652 | Hinge Plate | 2 |
| 3 | 1016916 | Screw, 1/4-20 X 1.50 Hex-Head Cap | 8 |
| 4 | 101954301 | Screw, 1/4-20 X 0.75 Hex-Head Cap | 4 |
| 5 | 101985502 | Armrest, Passenger (right) | 1 |
| 6 | 101987602 | Armrest, Driver (left) | 1 |
| 7 | 102174201 | Seat Bottom Assembly, Buff (includes items 8 through 11) | 1 |
| 8 | N/A | Plywood Assy | 1 |
| 9 | 101998211 | Vinyl Cover, Seat Bottom, Buff | 1 |
| 10 | N/A | Foam, Seat | 1 |
| 11 | 101998501 | Gasket, Seat | 2 |
| 12 | 102174202 | Seat Bottom Assembly, White (includes items 13 through 16) | 1 |
| 13 | N/A | Plywood Assy | 1 |
| 14 | 101998212 | Vinyl Cover, Seat Bottom, White | 1 |
| 15 | N/A | Foam, Seat | 1 |
| 16 | 101998501 | Gasket, Seat | 2 |
| 17 | 102174204 | Seat Bottom Assembly, Black (includes items 18 through 21) | 1 |
| 18 | N/A | Plywood Assy | 1 |
| 19 | 101998214 | Vinyl Cover, Seat Bottom, Black | 1 |
| 20 | N/A | Foam, Seat | 1 |
| 21 | 101998501 | Gasket, Seat | 2 |
| 22 | 102174205 | Seat Bottom Assembly, Gray (includes items 23 through 26) | 1 |
| 23 | N/A | Plywood Assy | 1 |
| 24 | 101998215 | Vinyl Cover, Seat Bottom, Gray | 1 |
| 25 | N/A | Foam, Seat | 1 |
| 26 | 101998501 | Gasket, Seat | 2 |
| 27 | 332 | Washer, 1/4 Type A Narrow Flat | 8 |
| <p>Note: Sub-components contained in items 12, 17, and 22 are the same as those shown for item 7, except for the vinyl seat covers.</p> | | | |



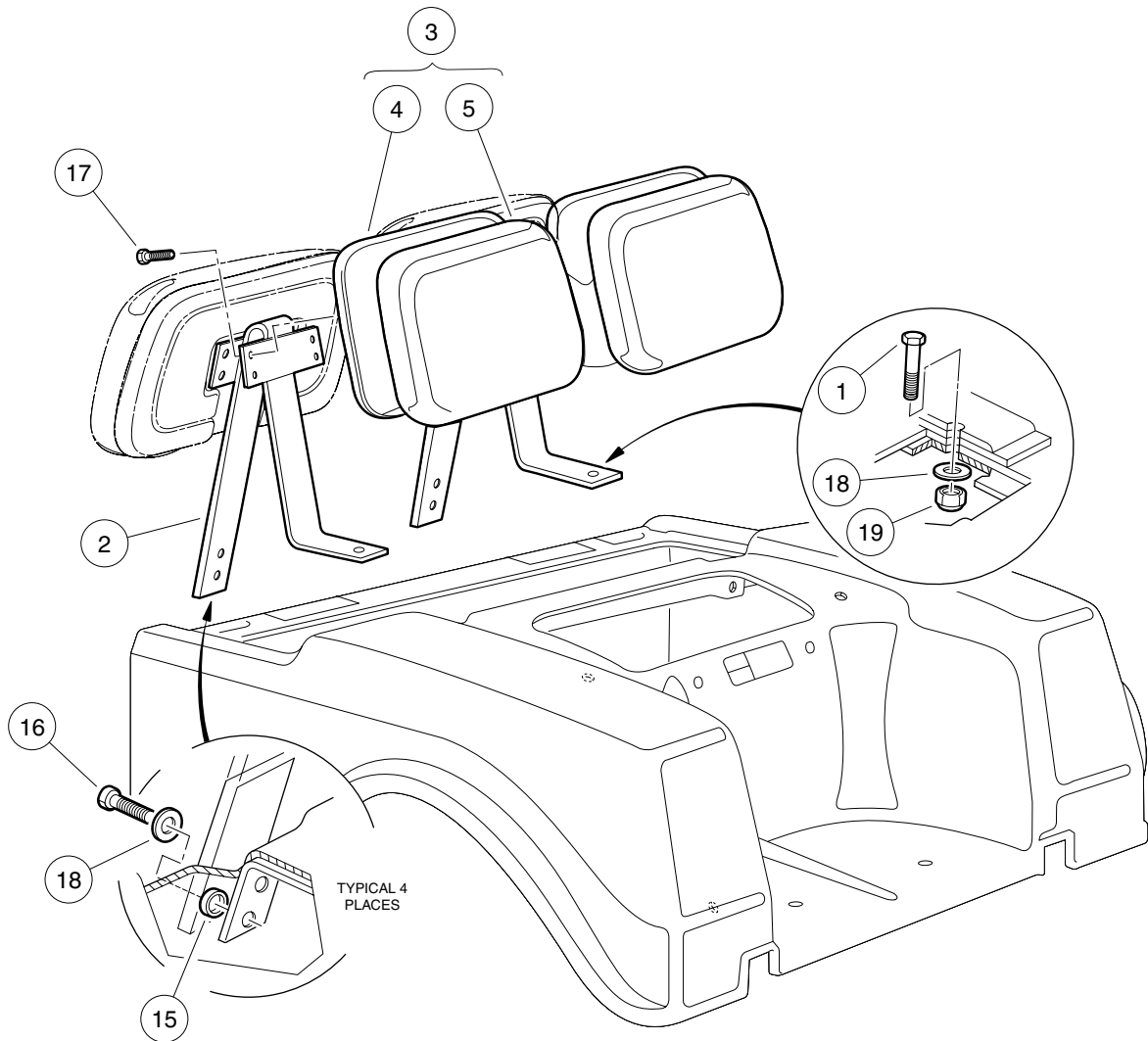


000387-002

REAR-FACING SEAT BOTTOM

| ITEM | PART NO. | DESCRIPTION | QTY |
|------|-----------|---|-----|
| | | 1 2 3 4 | |
| 1 | 1010543 | Insert - Wood | 7 |
| 2 | 1011210 | Seat Support 4-Passenger | 1 |
| 3 | 1011219 | Hinge Assembly 4 Passenger (includes items 4 through 9) | 1 |
| 4 | 1011220 | Hinge Long 4 Passenger | 1 |
| 5 | 1011221 | Hinge Short 4 Passenger | 2 |
| 6 | 1011222 | Pin, Hinge, Long, 4-Pass | 1 |
| 7 | 1015091 | Nut, 1/4-20 Stainless-Steel Center-Lock Cap | 2 |
| 8 | 332 | Washer, 1/4 Type A Narrow Flat | 2 |
| 9 | 8028 | Rotor Stop, FNR | 6 |
| 10 | 1011389 | Rubber Bumper (package of 5) | 1 |
| 11 | 1011578 | Washer, 5/16 Type B Flat | 3 |
| 12 | 1014007 | Washer, 1/4 Flat | 2 |
| 13 | 101564804 | Seat Bottom Assembly, Buff (includes items 14 through 16) | 1 |
| 14 | N/A | Foam, Seat | 1 |
| 15 | 101562701 | Vinyl Cover, Seat Bottom, Beige | 1 |
| 16 | N/A | Plywood Assy | 1 |
| 17 | 101564805 | Seat Bottom Assembly, White (includes items 18 through 20) | 1 |
| 18 | N/A | Foam, Seat | 1 |
| 19 | 101562712 | Vinyl Cover, Seat Bottom, White | 1 |
| 20 | N/A | Plywood Assy | 1 |
| 21 | 101564807 | Seat Bottom Assembly, Gray (includes items 22 through 24) | 1 |
| 22 | N/A | Foam, Seat | 1 |
| 23 | 101562710 | Vinyl Cover, Seat Bottom, Gray | 1 |
| 24 | N/A | Plywood Assy | 1 |
| 25 | 101564808 | Seat Bottom Assembly, Black (includes items 26 through 28) | 1 |
| 26 | N/A | Foam, Seat | 1 |
| 27 | 101562714 | Vinyl Cover, Seat Bottom, Black | 1 |
| 28 | N/A | Plywood Assy | 1 |
| 29 | 1016916 | Screw, 1/4-20 X 1.50 Hex-Head Cap | 2 |
| 30 | 1241 | Washer, 5/16 Type A Flat | 2 |
| 31 | 7473 | Locknut, 5/16-18 Nylon Insert | 2 |
| 32 | 8251 | Screw, 1/4-20 X 1.0 Truss-Head Machine | 5 |
| 33 | 8304 | Lockwasher, 1/4 Type A Int.tth | 5 |
| 34 | 8963 | Screw, 5/16-18 X 1.75 Hex-Head Cap | 2 |
| | | Note: Sub-components contained in items 15, 17, 21, and 25 are the same as those shown for item 14, except for the vinyl seat covers. | |

1
G
E



000398-001

REAR-FACING SEAT BACKS AND SUPPORTS

| ITEM | PART NO. | DESCRIPTION | QTY |
|------|-----------|--|-----|
| | | 1 2 3 4 | |
| 1 | 1010577 | Bolt, Hex-Head, 5/16-18 X 1.50 | 2 |
| 2 | 1011182 | Seat Back Assy19804-pass' | 2 |
| 3 | 101565202 | Seat Back Assembly, White w/Black Cap (includes items 4 and 5) | 4 |
| 4 | 1013335 | Cap, Black Seat Back | 1 |
| 5 | 101562602 | Vinyl Cover, Seat Back | 1 |
| 6 | 101565204 | Seat Back Assembly, Beige w/Black Cap (includes items 7 and 8) | 4 |
| 7 | 1013335 | Cap, Black Seat Back | 1 |
| 8 | 101562611 | Vinyl Cover, Seat Back | 1 |
| 9 | 101565205 | Seat Back Assembly, Black w/Black Cap (includes items 10 and 11) | 4 |
| 10 | 1013335 | Cap, Black Seat Back | 1 |
| 11 | 101562614 | Vinyl Cover, Seat Back | 1 |
| 12 | 101565206 | Seat Back Assembly, Gray w/Black Cap (includes items 13 and 14) | 4 |
| 13 | 1013335 | Cap, Black Seat Back | 1 |
| 14 | 101562615 | Vinyl Cover, Seat Back | 1 |
| 15 | 1017774 | Body Spacer | 4 |
| 16 | 101910401 | Screw, 5/16-18 X 1.25 Thrd Frm | 4 |
| 17 | 101954301 | Screw, 1/4-20 X 0.75 Hex-Head Cap | 16 |
| 18 | 1241 | Washer, 5/16 Type A Flat | 6 |
| 19 | 7473 | Locknut, 5/16-18 Nylon Insert | 2 |

1
G
E

REAR BODY AND FENDERS – GASOLINE VEHICLE

| ITEM | PART NO. | DESCRIPTION | QTY |
|------|-----------|--|-----|
| | | 1 2 3 4 | |
| 1 | 1010434 | Barrel - Plastic | 8 |
| 2 | 1012412 | Body, Hinge Plate | 2 |
| 3 | 1013032 | Molded Access Door Black | 1 |
| 4 | 1013983 | Bumper, Side Trim | 2 |
| 5 | 1014306 | Washer, 1/4" Type B Flat | 2 |
| 6 | 1014392 | Bag Rest Mat | A/R |
| 7 | 1015525 | Nut, 1/4-20 Blind | 2 |
| 8 | 101692601 | Body, Beige, TPO, Rear | 1 |
| 9 | 101692602 | Body, White, TPO, Rear | 1 |
| 10 | 101692604 | Body, Gray, TPO, Rear | 1 |
| 11 | 101692606 | Body, Red, TPO, Rear | 1 |
| 12 | 101692609 | Body, Pacific Blue (Royal Blue), TPO, Rear | 1 |
| 13 | 101692610 | Body, Dark Green, TPO, Rear | 1 |
| 14 | 101692611 | Body, Black, TPO, Rear | 1 |
| 15 | 101692612 | Body, Classic Blue, TPO, Rear | 1 |
| 16 | 101692613 | Body, Burgundy, TPO, Rear | 1 |
| 17 | 1017141 | Body Support Front | 1 |
| 18 | 1017748 | Body Keeper Clip | 2 |
| 19 | 1017936 | Fender, Inner | 2 |
| 20 | 101904101 | Body Kick Plate | 1 |
| 21 | 102310701 | Screw, #8-18 x 0.375, Hex-Head Washer | 10 |
| 22 | 304 | Screw, 1/4-20 X 1.0 Hex-Head Cap | 4 |
| 23 | 332 | Washer, 1/4 Type A Narrow Flat | 10 |
| 24 | 8233 | Locknut, 1/4-20 Nylon Insert | 12 |
| 25 | 8248 | Screw, 1/4-20 X 0.75 Truss-Head Machine | 2 |
| 26 | 8251 | Screw, 1/4-20 X 1.0 Truss-Head Machine | 8 |

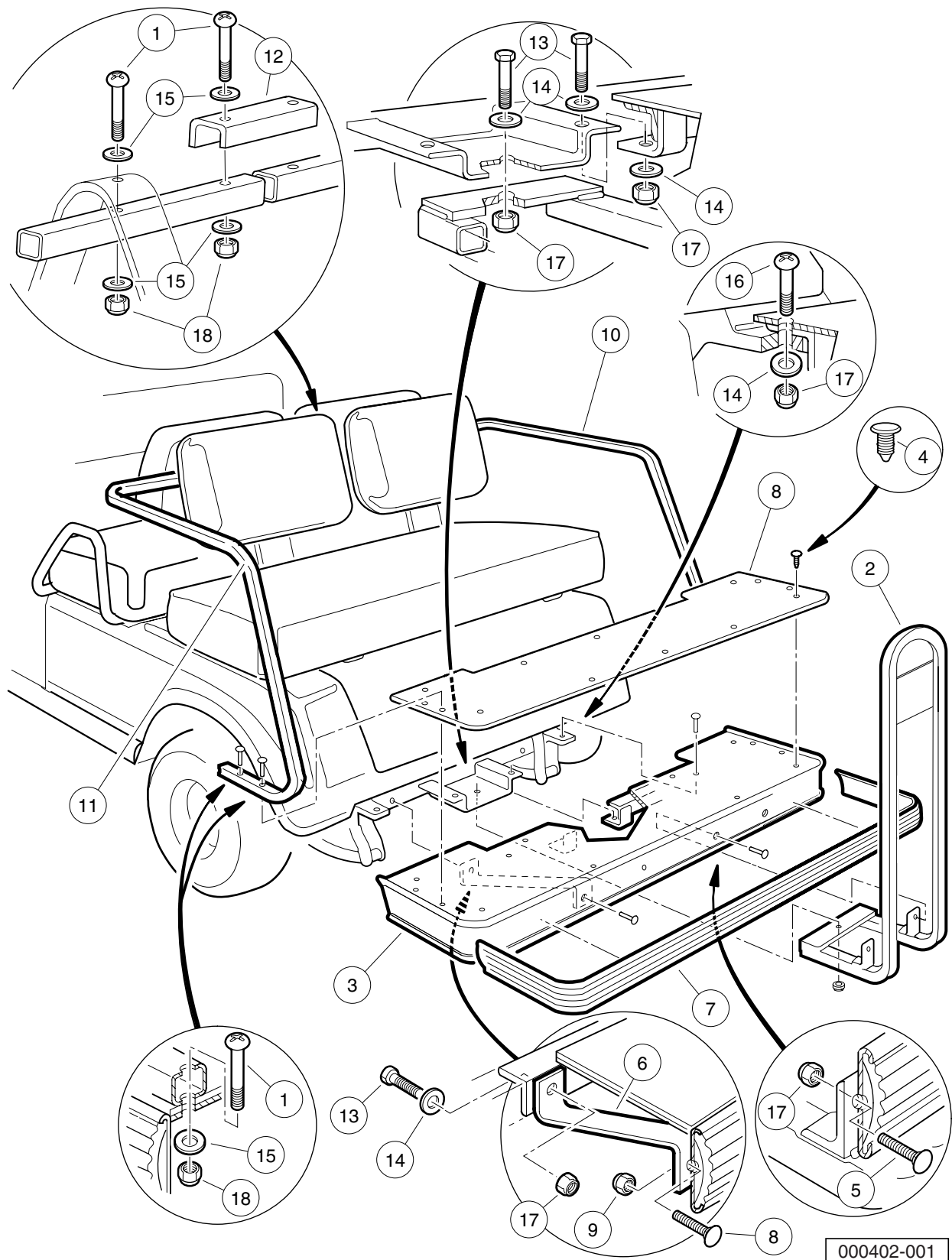
1
G
E

REAR BODY AND FENDERS – ELECTRIC VEHICLE

| ITEM | PART NO. | DESCRIPTION | QTY |
|------|-----------|--|-----|
| | | 1 2 3 4 | |
| 1 | 1010434 | Barrel - Plastic | 8 |
| 2 | 1012159 | Bolt, 1/4-20 X 2.75 Hex-Head | 2 |
| 3 | 1012412 | Body, Hinge Plate | 2 |
| 4 | 1013032 | Molded Access Door Black | 1 |
| 5 | 1013983 | Bumper, Side Trim | 2 |
| 6 | 1014306 | Washer, 1/4" Type B Flat | 2 |
| 7 | 1014392 | Bag Rest Mat | 2 |
| 8 | 1015525 | Nut, 1/4-20 Blind | 2 |
| 9 | 101693301 | Body, Beige, TPO, Rear | 1 |
| 10 | 101693302 | Body, White, TPO, Rear | 1 |
| 11 | 101693304 | Body, Gray, TPO, Rear | 1 |
| 12 | 101693306 | Body, Red, TPO, Rear | 1 |
| 13 | 101693309 | Body, Pacific Blue (Royal Blue), TPO, Rear | 1 |
| 14 | 101693310 | Body, Dark Green, TPO, Rear | 1 |
| 15 | 101693311 | Body, Black, TPO, Rear | 1 |
| 16 | 101693312 | Body, Classic Blue, TPO, Rear | 1 |
| 17 | 101693313 | Body, Burgundy, TPO, Rear | 1 |
| 18 | 1017141 | Body Support Front | 1 |
| 19 | 1017748 | Body Keeper Clip | 2 |
| 20 | 1017814 | Spacer, 1.88-inch | 2 |
| 21 | 1017815 | Spacer, 0.5-inch | 2 |
| 22 | 1017936 | Fender, Inner | 2 |
| 23 | 101904101 | Body Kick Plate | 1 |
| 24 | 102310701 | Screw, #8-18 x 0.375, Hex-Head Washer | 10 |
| 25 | 332 | Washer, 1/4 Type A Narrow Flat | 10 |
| 26 | 7479 | Screw, 1/4-20 X 1.25 Hex-Head Cap | 2 |
| 27 | 8233 | Locknut, 1/4-20 Nylon Insert | 12 |
| 28 | 8248 | Screw, 1/4-20 X 0.75 Truss-Head Machine | 2 |
| 29 | 8251 | Screw, 1/4-20 X 1.0 Truss-Head Machine | 8 |

1
G
E

1
G
E



000402-001

REAR FOOTREST AND HANDRAILS

| ITEM | PART NO. | DESCRIPTION | QTY |
|------|-----------|---|-----|
| | | 1 2 3 4 | |
| 1 | 1011988 | Screw, 1/4-20 X 2.00 Phillips Truss-Head | 8 |
| 2 | 1016842 | Rear Seat Handrail Weldment | 1 |
| 3 | 101841101 | Rear Foot Rest Asm (includes items 4 through 9) | 1 |
| 4 | 1010434 | Barrel - Plastic | 8 |
| 5 | 1010435 | Bolt, Carriage, 5/16-18 X 1.00 | 4 |
| 6 | 1016668 | Connecting Bar | 2 |
| 7 | 1016835 | Bumper, Side Trim | 1 |
| 8 | 101840901 | Foot Rest Mat | 1 |
| 9 | 7473 | Locknut, 5/16-18 Nylon Insert | 2 |
| 10 | 101841201 | Armrest, Seat, Rear, Right-Hand | 1 |
| 11 | 101841202 | Armrest, Seat, Rear, Left-Hand | 1 |
| 12 | 101841301 | Armrest Bracket | 1 |
| 13 | 1218 | Screw, 5/16-18 X 1.25 Hex-Head Cap | 5 |
| 14 | 1241 | Washer, 5/16 Type A Flat | 9 |
| 15 | 332 | Washer, 1/4 Type A Narrow Flat | 8 |
| 16 | 7410 | Screw, 5/16-18 X 1.25 Truss Hd | 2 |
| 17 | 7473 | Locknut, 5/16-18 Nylon Insert | 9 |
| 18 | 8233 | Locknut, 1/4-20 Nylon Insert | 8 |

1
G
E

1

G

E

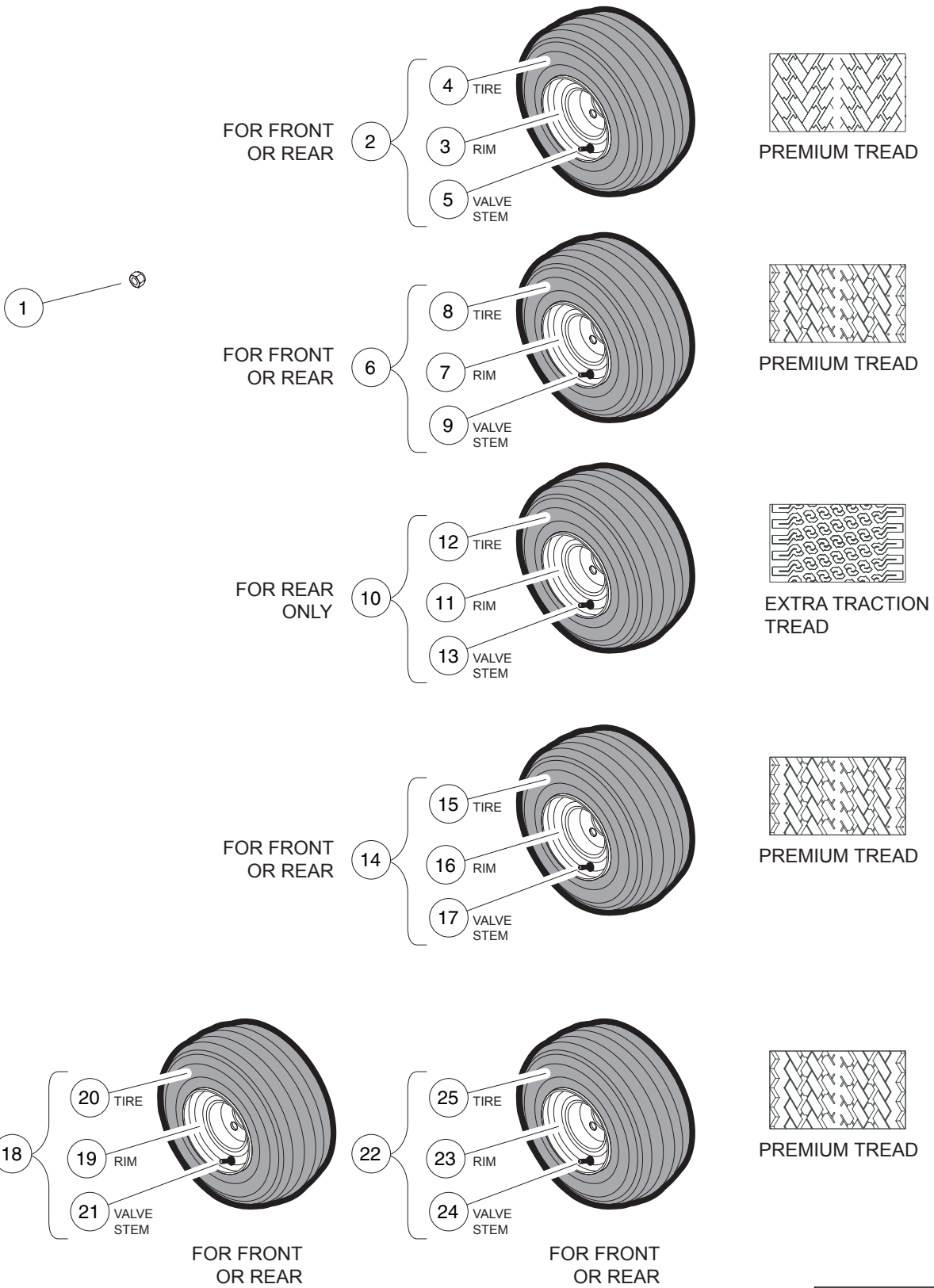
WHEELS AND TIRES

2

G

E

2
G
E



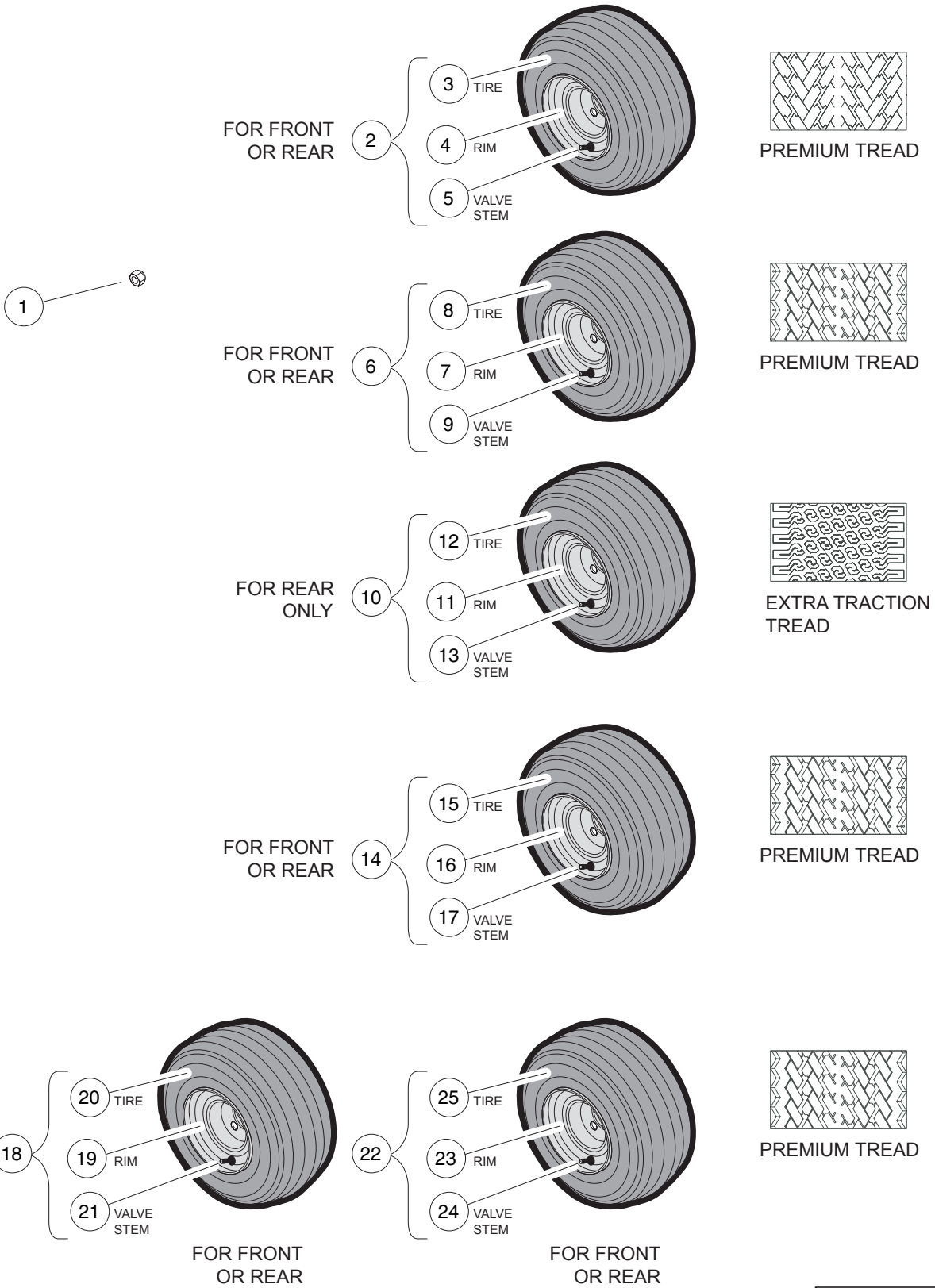
000269-001

WHEELS AND TIRES (WHITE RIMS)

| ITEM | PART NO. | DESCRIPTION | QTY |
|------|-----------|---|-----|
| | | 1 2 3 4 | |
| 1 | 1010984 | .500-20 Unf Lug Nut | 16 |
| 2 | 101651402 | Tire/Wheel Asm, White, Premium Tread (includes items 3 through 5) | 4 |
| 3 | 1014771 | Wheel Rim, White | 1 |
| 4 | 101567202 | Tire, Unmounted, Links 18 x 8.50-8 | 1 |
| 5 | 7310 | Valve Stem | 1 |
| 6 | 101651406 | Tire/Wheel Asm, White, Premium Tread, 6-Ply (includes items 7 through 9) | 4 |
| 7 | 1014771 | Wheel Rim, White | 1 |
| 8 | 101737002 | Tire, Unmounted | 1 |
| 9 | 7310 | Valve Stem | 1 |
| 10 | 101651407 | Tire/Wheel Asm, White, Extra-Traction, 6-Ply (includes items 11 through 13) | 2 |
| 11 | 1014771 | Wheel Rim, White | 1 |
| 12 | 101769302 | Tire, Unmounted Xtrac 18 x 8.50-8 | 1 |
| 13 | 7310 | Valve Stem | 1 |
| 14 | 101651409 | Tire/Wheel Asm, White, Premium Tread, 6.5-inch (includes items 15 through 17) | 4 |
| 15 | 101884901 | Tire, Unmounted, Power Rib 18 x 6.50-8 | 1 |
| 16 | 101918401 | Wheel Rim, Beige | 1 |
| 17 | 7310 | Valve Stem | 1 |
| 18 | 101651412 | Tire/Wheel Asm, White, Duro Premium Tread (includes items 19 through 21) | 4 |
| 19 | 1014771 | Wheel Rim, White | 1 |
| 20 | 102569304 | Duro 18 X 8.5 X 8, 4-Ply | 1 |
| 21 | 7310 | Valve Stem | 1 |
| 22 | 101651413 | Tire/Wheel Asm, White, Kenda Premium Tread (includes items 23 through 25) .. | 4 |
| 23 | 1014771 | Wheel Rim, White | 1 |
| 24 | 7310 | Valve Stem | 1 |
| 25 | AM10682 | Unmounted Prem Tire 18.5x8.5x8 | 1 |

2
G
E

2
G
E



000269-006

WHEELS AND TIRES (BEIGE RIMS)

| ITEM | PART NO. | DESCRIPTION | QTY |
|------|-----------|--|-----|
| | | 1 2 3 4 | |
| 1 | 1010984 | .500-20 Unf Lug Nut | 16 |
| 2 | 101570502 | Tire/Wheel Asm, Beige, Premium Tread (includes items 3 through 5) | 4 |
| 3 | 101567202 | Tire, Unmounted, Links 18 x 8.50-8 | 1 |
| 4 | 1015707 | Wheel Rim, Beige | 1 |
| 5 | 7310 | Valve Stem | 1 |
| 6 | 101570506 | Tire/Wheel Asm, Beige, Premium Tread, 6-ply (includes items 7 through 9) | 4 |
| 7 | 1015707 | Wheel Rim, Beige | 1 |
| 8 | 101737002 | Tire, Unmounted | 1 |
| 9 | 7310 | Valve Stem | 1 |
| 10 | 101570507 | Tire/Wheel Asm, Beige, Xtrac Tread, 6-ply (includes items 11 through 13) | 4 |
| 11 | 1015707 | Wheel Rim, Beige | 1 |
| 12 | 101769302 | Tire, Unmounted Xtrac 18 x 8.50-8 | 1 |
| 13 | 7310 | Valve Stem | 1 |
| 14 | 101570509 | Tire/Wheel Asm, Beige, Premium Tread, 6.5 (includes items 15 through 17) | 4 |
| 15 | 101884901 | Tire, Unmounted, Power Rib 18 x 6.50-8 | 1 |
| 16 | 101918401 | Wheel Rim, Beige | 1 |
| 17 | 7310 | Valve Stem | 1 |
| 18 | 101570512 | Tire/Wheel Asm, Beige, Duro Premium Tread (includes items 19 through 21) | 4 |
| 19 | 1015707 | Wheel Rim, Beige | 1 |
| 20 | 102569304 | Duro 18 X 8.5 X 8, 4-Ply | 1 |
| 21 | 7310 | Valve Stem | 1 |
| 22 | 101570513 | Tire/Wheel Asm, Beige, Kenda Premium Tread (includes items 23 through 25) .. | 4 |
| 23 | 1015707 | Wheel Rim, Beige | 1 |
| 24 | 7310 | Valve Stem | 1 |
| 25 | AM10682 | Unmounted Prem Tire 18.5x8.5x8 | 1 |

2
G
E

2

G

E

DECALS

3

G

E

OPERATING INSTRUCTIONS

- Read Owner's Manual and safety warnings located on dash panel prior to driving.
 - Study and understand controls.
 - Make sure wheels are turned in desired direction.
- Turn key to "ON" position and be sure nothing is in your path.
- While vehicle is stopped, select direction by placing shift lever or switch in desired position:
 - F – Forward N – Neutral R – Reverse (Buzzer will sound)
- Vehicle will start moving when accelerator pedal is depressed.
- Slowly depress accelerator pedal to increase speed. Park brake will release when accelerator pedal is depressed.
- To stop, release accelerator pedal and depress brake pedal.
- After stopping the vehicle:
 - Firmly depress park brake until it locks.
 - Place Forward/Reverse switch in "NEUTRAL" position.
 - Turn key "OFF" and remove key when not in use.

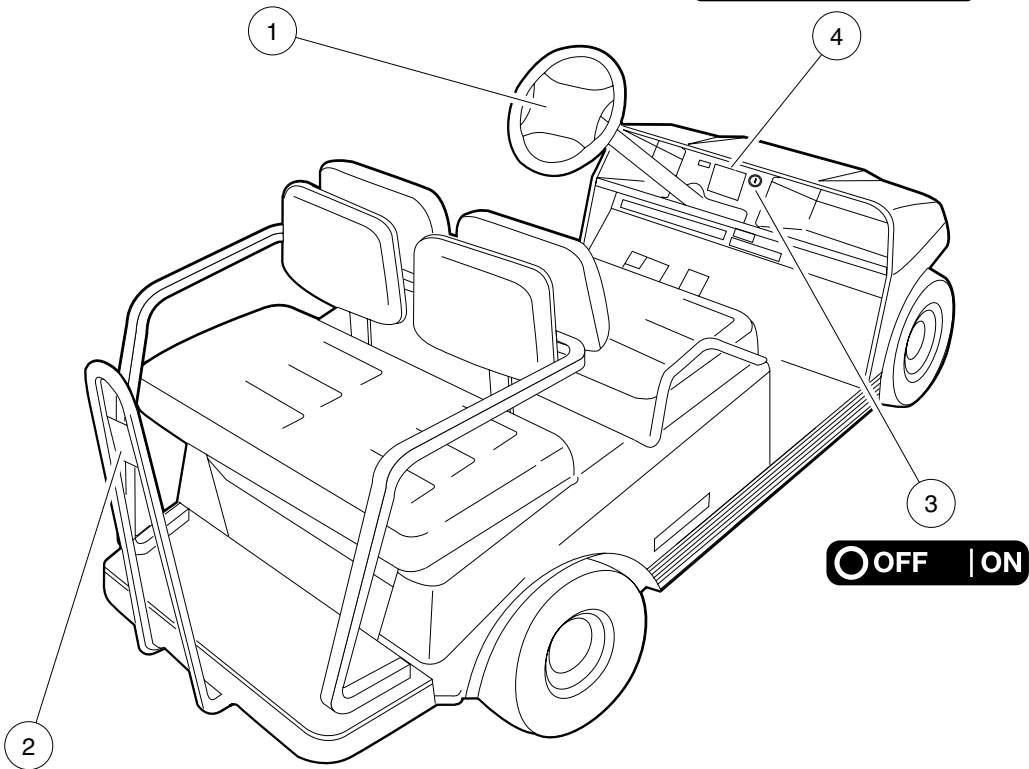
CQ 101621601

WARNING

ROLLOVER OR FALLING OFF MAY CAUSE DEATH.

- Before using vehicle, read operating instructions.
- Remain seated and hold on to seat handle while moving.
- Do not start vehicle until all occupants are seated.
- Two (2) persons per seat maximum.
- Operate from driver side only and not on public roads.
- Keep entire body inside vehicle while moving.
- Drive slowly in turns and straight up and down slopes.
- Do not leave children unattended on vehicle.
- Never operate under the influence of alcohol or drugs.
- Use brakes to reduce speed when coasting downhill.
- Never stand in front of or behind vehicle.

CQ 101660001



WARNING

FALLING OFF COULD RESULT IN SEVERE INJURY OR DEATH

- Remain seated with entire body inside vehicle and hold on to seat handle or handrail at all times.
- Two (2) persons per bench seat maximum.
- One (1) person per bucket seat maximum.
- Do not leave children unattended on vehicle at anytime.
- Never stand in front of or behind vehicle.

CQ 101705701

000370-001

DECALS – GASOLINE AND ELECTRIC VEHICLES

| ITEM | PART NO. | DESCRIPTION | QTY |
|------|-----------|-------------------------------------|-----|
| | | 1 2 3 4 | |
| 1 | 101621601 | Decal, Operating Instructions | 1 |
| 2 | 101705701 | Decal, Warning | 1 |
| 3 | 101825101 | Decal, Off/On | 1 |
| 4 | 101960601 | Decal, Dash Warning | 1 |


3
G
E

⚠ DANGER / POISON

SHIELD EYES EXPLOSIVE GASES CAN CAUSE BURNINGS OR BLINDNESS
 NO SPARKS • FLAMES • SMOKING
 SULFURIC ACID CAN CAUSE BLINDNESS OR SEVERE BURNS
 FLUSH EYES IMMEDIATELY WITH WATER GET MEDICAL HELP FAST

KEEP OUT OF THE REACH OF CHILDREN - DO NOT TIP - KEEP VENT CAPS TIGHT AND LEVEL

(MOLDED ON BATTERY CAPS)



(ON TOW SWITCH BRACKET UNDER SEAT)

(ON SPEED CONTROLLER COVER)

⚠ WARNING TOW RUN

Place Tow/Run switch in TOW position before:

- Disconnecting or connecting batteries
- Towing
- Extended storage
- Servicing

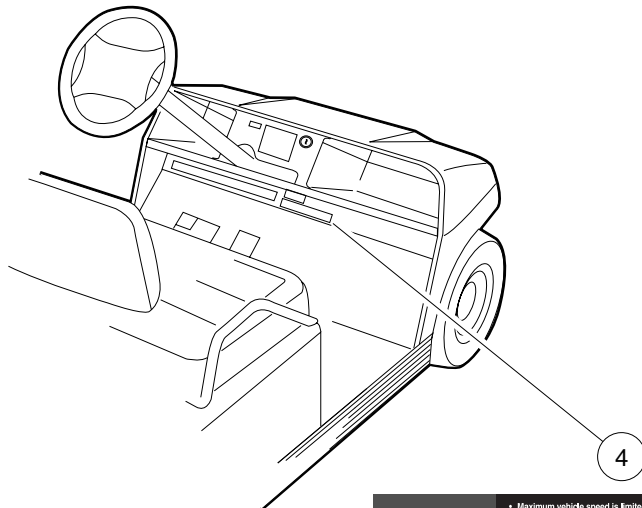
FAILURE TO HEED THIS WARNING COULD RESULT IN A BATTERY EXPLOSION OR SEVERE PERSONAL INJURY.

CCI 101908601

NOTICE

Do not operate vehicle without this cover properly installed. Do not direct water stream in this area; will cause damage to components. See vehicle maintenance and service manual before servicing.

CC 101931501



IMPORTANT NOTICE

- Maximum vehicle speed is limited by motor braking during downhill operation with accelerator pedal depressed.
- If motor brake enabled, vehicle motor will brake when accelerator pedal is released.
- Bleeping alarm indicates reduction in motor braking. Apply brakes to reduce speed.
- System is activated only when tow switch is in the "RUN" position.
- When towing vehicle, tow switch must be in the "TOW" position.

10199802

000371-001

DECALS – ELECTRIC VEHICLES

| ITEM | PART NO. | DESCRIPTION | QTY |
|------|-----------|--------------------------------------|-----|
| | | 1 2 3 4 | |
| 1 | 1013677 | Decal, Battery Danger | 1 |
| 2 | 101908601 | Decal, Tow/Run Switch Warning | 1 |
| 3 | 101931501 | Decal, Component Cover | 1 |
| 4 | 101959902 | Decal, IQ System Motor Braking | 1 |

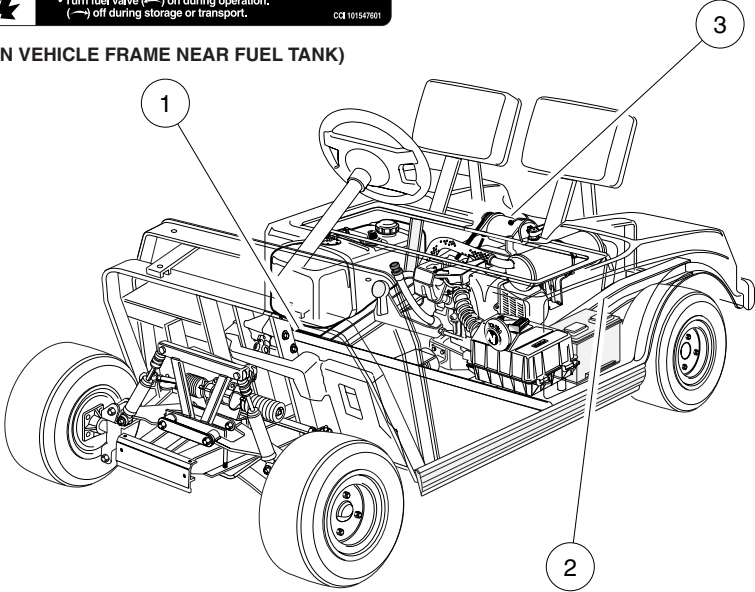
3
G
E

WARNING
GASOLINE EXPLOSION / FIRE.
 • Can cause severe injury or death.
 • No smoking, sparks, or open flame.
 • Stop engine, allow to cool before refueling.
 • Turn fuel valve (—) on during operation.
 (→) off during storage or transport.
 CCI 101547001

(ON VEHICLE FRAME NEAR FUEL TANK)

WARNING
 CAN CAUSE SEVERE INJURY
 Rotating parts
 HOT
 manifold & muffler
 KEEP CLEAR
 CCI 101906001

(ON STARTER/GENERATOR AND ENGINE)



(ON VEHICLE FRAME NEAR BATTERY)

| | | | |
|--|---|--|--|
| | <p>WARNING Negative frame ground. Can cause severe injury. Do not contact positive (+) battery post or cable to frame. Disconnect negative battery cable first.</p> | | <p>WARNING Excessive speed can cause severe injury or death. Do not tamper with engine governor adjustment. CCI 101915201</p> |
|--|---|--|--|

000373-001

DECALS – GASOLINE VEHICLES

| ITEM | PART NO. | DESCRIPTION | QTY |
|------|-----------|--|-----|
| | | 1 2 3 4 | |
| 1 | 101547601 | Decal, Gasoline Explosion/Fire Warning | 1 |
| 2 | 101915201 | Decal, Frame Ground and Governor Warning | 1 |
| 3 | 101960501 | Decal, Rotating Parts/Hot Manifold | 2 |

3
G
E

Club Car

1

(ON FRONT OF COWL)

Villager

2

(ON REAR BODY)

000380-001

LOGO DECALS – VILLAGER 4 GASOLINE AND ELECTRIC VEHICLES

| ITEM | PART NO. | DESCRIPTION | QTY |
|------|-----------|---------------------------------------|-----|
| 1 | 1014198 | 1 2 3 4 Nameplate Kit (gold) | 1 |
| 2 | 102158701 | Decal, Villager | 2 |

3
G
E

3

G

E

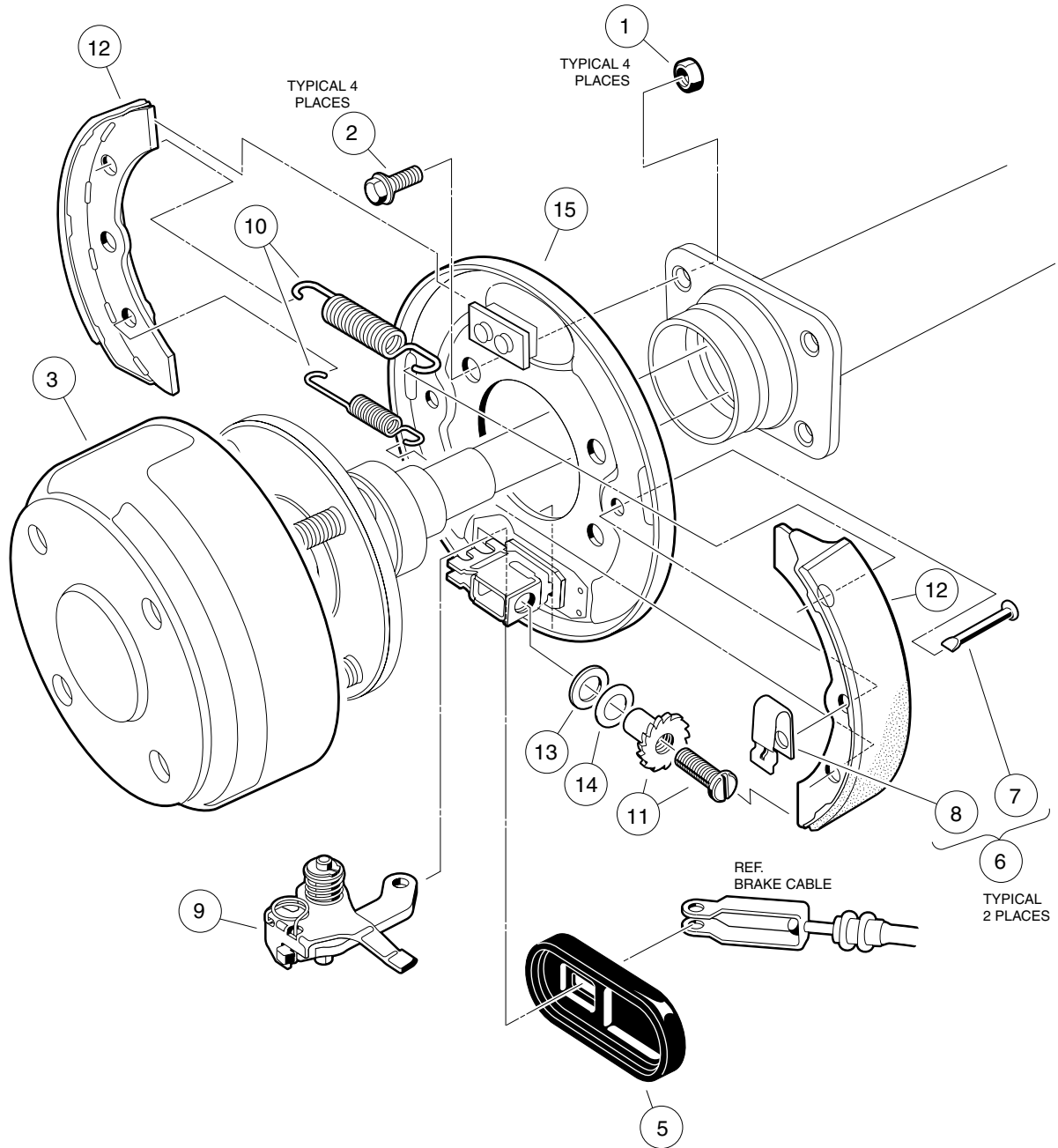
BRAKES, PEDAL, AND CABLES

4

G

E

4
G
E



000186-001

REAR BRAKE ASSEMBLY, SELF-ADJUSTING – VEHICLE WITH 2-WHEEL BRAKES

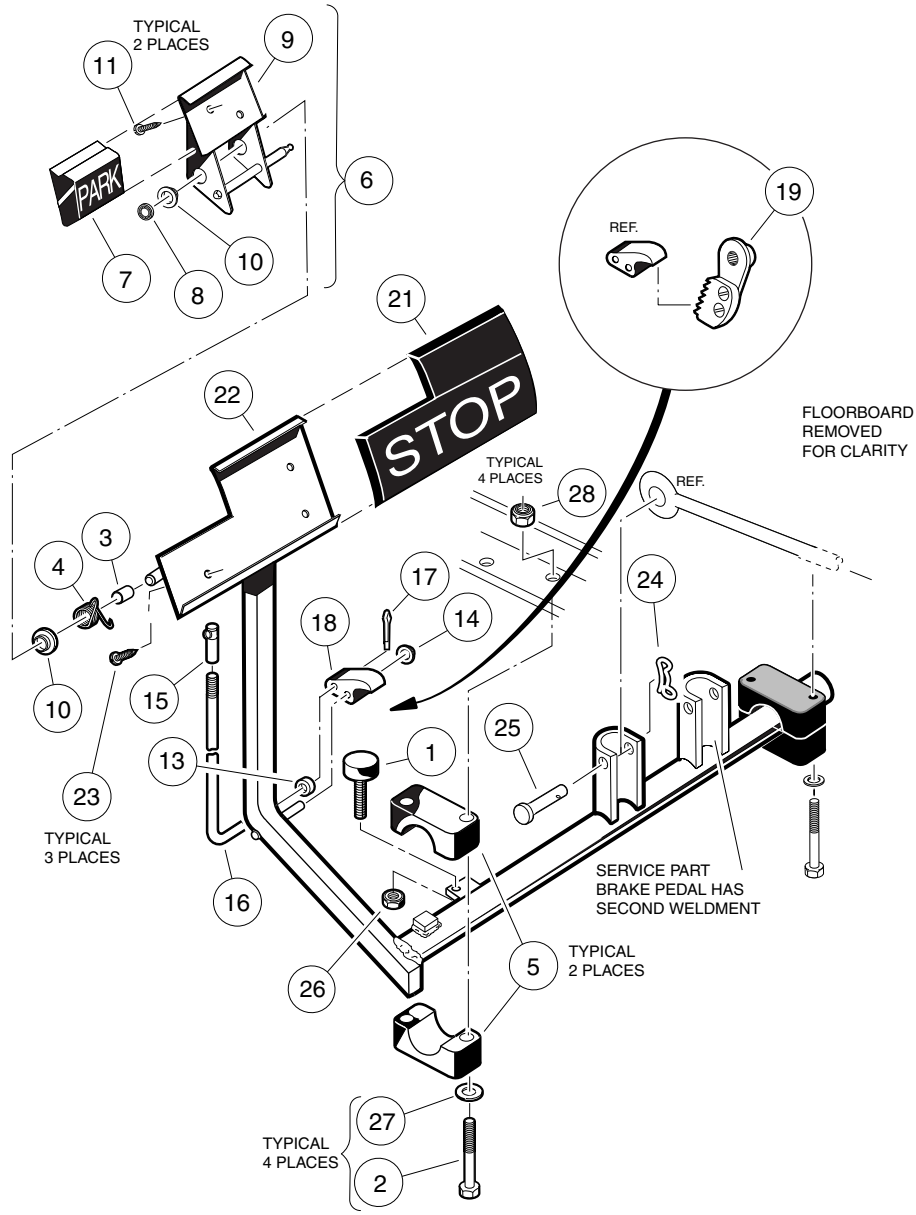
| ITEM | PART NO. | DESCRIPTION | QTY |
|--|-----------|---|-----|
| | | 1 2 3 4 | |
| 1 | 1013924 | Nut, 5/16-24 Hex Head Cone | 8 |
| 2 | 1014153 | Bolt, Brake Cluster Mounting | 8 |
| 3 | 101791101 | Drum without Center Hole, Brake | 2 |
| 4 | 101823301 | Cluster Assembly, Right (Passenger) Brake (includes items 5 through 15) | 1 |
| 5 | 1010850 | Dust Cover | 1 |
| 6 | 1011466 | Kit, Shoe Retainer (includes items 7 and 8) | 1 |
| 7 | N/A | Pin | 2 |
| 8 | N/A | Shoe Clamp Spring | 2 |
| 9 | 101815501 | Lever Assembly, Self-Adjusting Brake, Right (Passenger) | 1 |
| 10 | 101816301 | Package, Brake Spring, Self-Adjusting | 1 |
| 11 | 101816501 | Adj Mechanism, S.A. Brakes, Right (Passenger) | 1 |
| 12 | 101823201 | Package, Brake Shoe, Self-Adjusting | 1 |
| 13 | 101823801 | Plate, Washer, Brake, Self-Adjusting | 1 |
| 14 | 101823901 | Washer, Brake, Self-Adjusting | 1 |
| 15 | 101824001 | Plate Assembly, Right Brake Backing | 1 |
| 16 | 101823302 | Cluster Assembly, Left Brake (includes items 17 through 27) | 1 |
| 17 | 1010850 | Dust Cover | 1 |
| 18 | 1011466 | Kit, Shoe Retainer (includes items 19 and 20) | 1 |
| 19 | N/A | Pin | 2 |
| 20 | N/A | Shoe Clamp Spring | 2 |
| 21 | 101815502 | Lever Assembly, Self-Adjusting Brake, Left | 1 |
| 22 | 101816301 | Package, Brake Spring, Self-Adjusting | 1 |
| 23 | 101816502 | Adjusting Mechanism, Self-Adjusting Brake, Left | 1 |
| 24 | 101823201 | Package, Brake Shoe, Self-Adjusting | 1 |
| 25 | 101823801 | Plate, Washer, Brake, Self-Adjusting | 1 |
| 26 | 101823901 | Washer, Brake, Self-Adjusting | 1 |
| 27 | 101824002 | Plate Assembly, Left Brake Backing | 1 |
| <p>Note: Driver-side brake cluster not shown. Components have a similar appearance to passenger-side brake cluster components.</p> | | | |

4

G

E

4
G
E



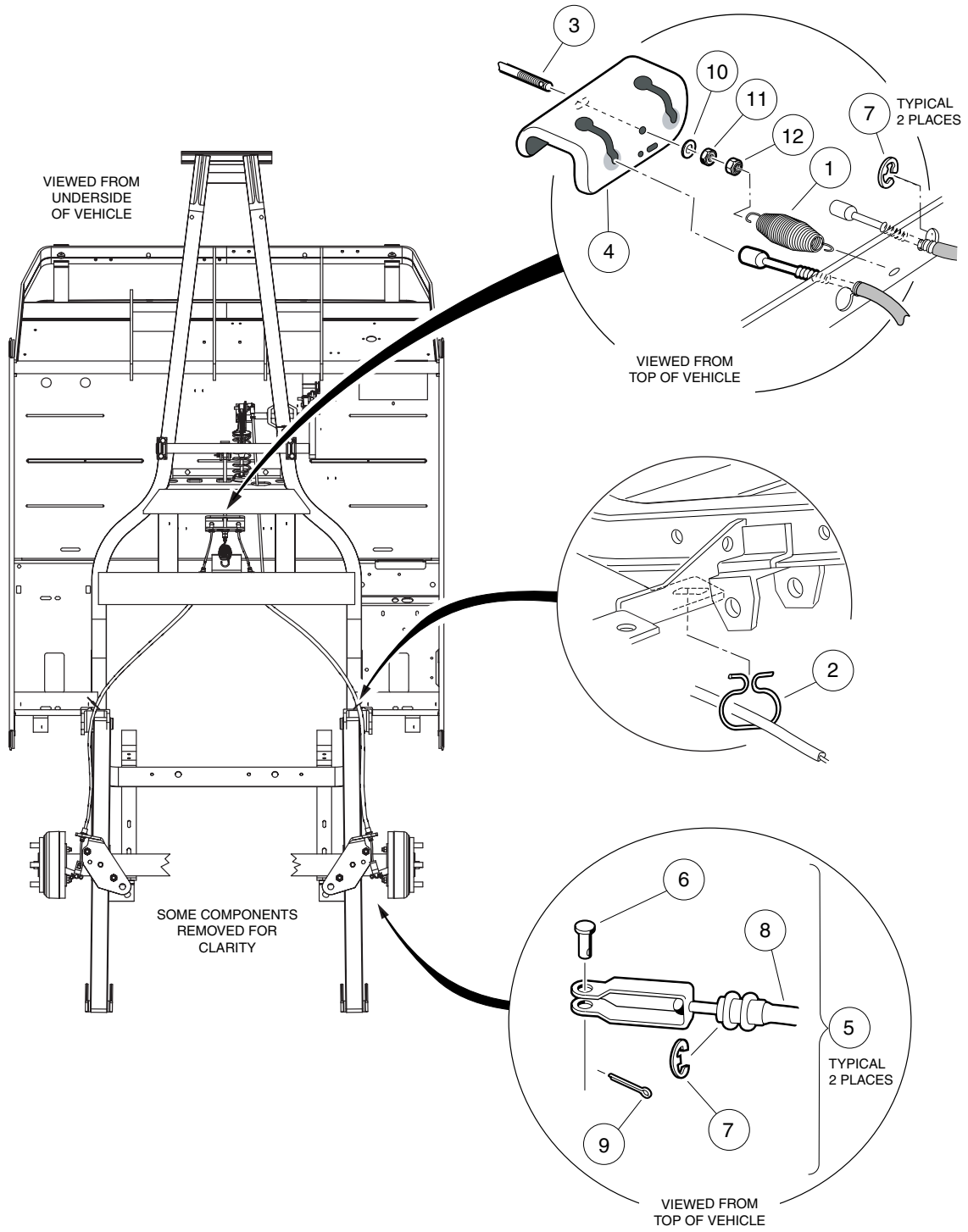
000187-001

BRAKE PEDAL ASSEMBLY

| ITEM | PART NO. | DESCRIPTION | QTY |
|------|-----------|--|-----|
| | | 1 2 3 4 | |
| 1 | 1010878 | Bumper, Rubber | 1 |
| 2 | 1010921 | Screw, 5/16-18 X 2.50 Hex Cap | 4 |
| 3 | 1010927 | Hill Brake Spacer | 1 |
| 4 | 1010933 | Spring, Hill Brake Torsion | 1 |
| 5 | 1011402 | Package, Brake Mounting Block | 1 |
| 6 | 1011418 | Kit, Hill Brake Pedal (includes items 7 through 11) | 1 |
| 7 | 1013870 | Pad, Hill Brake | 1 |
| 8 | 1013876 | Pushnut, 3/8 | 1 |
| 9 | N/A | Hill Brake Weld Assembly | 1 |
| 10 | 1032 | Bushing, Nylon | 2 |
| 11 | 7716 | Screw, #10-16 Type AB, Sheet Metal | 2 |
| 12 | 101187702 | Kit, Hill Brake Latch (includes items 13 through 19) | 1 |
| 13 | 1010805 | Sleeve, Hill Brake Rod | 1 |
| 14 | 1010877 | Pushnut, 3/8 | 1 |
| 15 | 1010932 | Ball Joint, 1/4-28 | 1 |
| 16 | N/A | Rod, Hill Brake | 1 |
| 17 | 1017029 | Pin, Cotter, 7/64 x 1/2 Stainless-Steel | 1 |
| 18 | N/A | Pawl, Hill Brake | 1 |
| 19 | N/A | Ratchet Assembly | 1 |
| 20 | 101878201 | Brake Pedal Kit (includes items 21 through 23) | 1 |
| 21 | 1013869 | Pad, Brake Pedal | 1 |
| 22 | N/A | Weldment, Brake Pedal 4wb Std | 1 |
| 23 | 7716 | Screw, #10-16 Type AB, Sheet Metal | 3 |
| 24 | 102323101 | Pin, Bow Tie Locking | 1 |
| 25 | 102323201 | Pin, 3/8 X 1-5/16 Clevis | 1 |
| 26 | 1028 | Nut, 1/4-20 Hex | 1 |
| 27 | 1241 | Washer, 5/16 Type A Flat | 4 |
| 28 | 7473 | Locknut, 5/16-18 Nylon Insert | 4 |

4
G
E

4
G
E



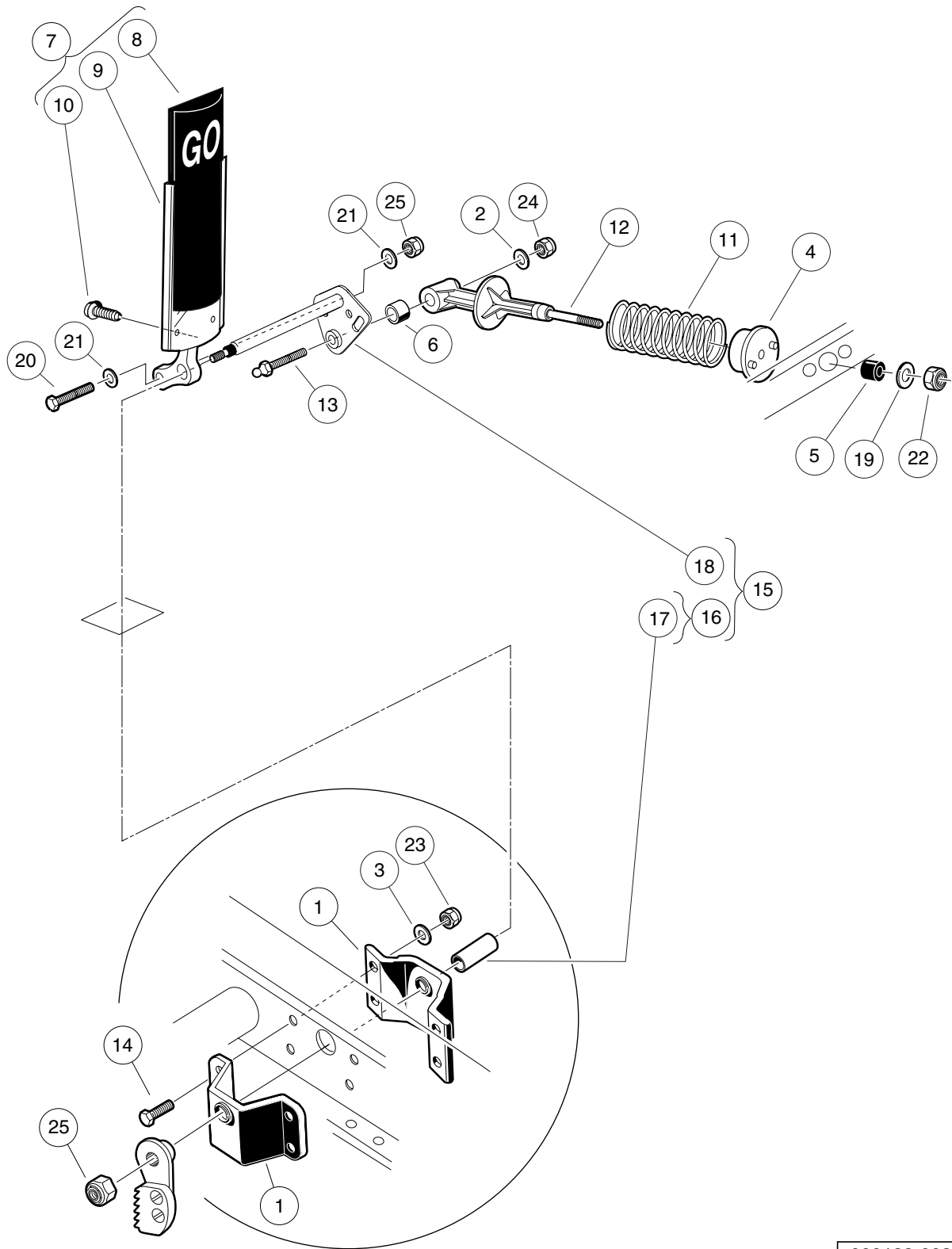
000245-001

BRAKE CABLE, EQUALIZER, AND EQUALIZER ROD

| ITEM | PART NO. | DESCRIPTION | QTY |
|------|-----------|--|-----|
| | | 1 2 3 4 | |
| 1 | 1013531 | Spring, Brake Return | 1 |
| 2 | 101900801 | Hanger, Brake Cable | 2 |
| 3 | 101953101 | Rod, Equalizer | 1 |
| 4 | 101990801 | Equalizer Bracket | 1 |
| 5 | 102022101 | Brake Cable Kit (includes items 6 through 9) | 2 |
| 6 | 1010829 | Pin, Clevis, 5/16 X 3/4 | 1 |
| 7 | 1011779 | E-Clip, 1/2 | 2 |
| 8 | N/A | Cable, Brake | 1 |
| 9 | 1035 | Pin, 3/32 X 1.00 Sq Cut Cotter | 1 |
| 10 | 1241 | Washer, 5/16 Type A Flat | 5 |
| 11 | 1242 | Nut, 5/16-18 Hex | 1 |
| 12 | 7473 | Locknut, 5/16-18 Nylon Insert | 5 |

4
G
E

4
G
E



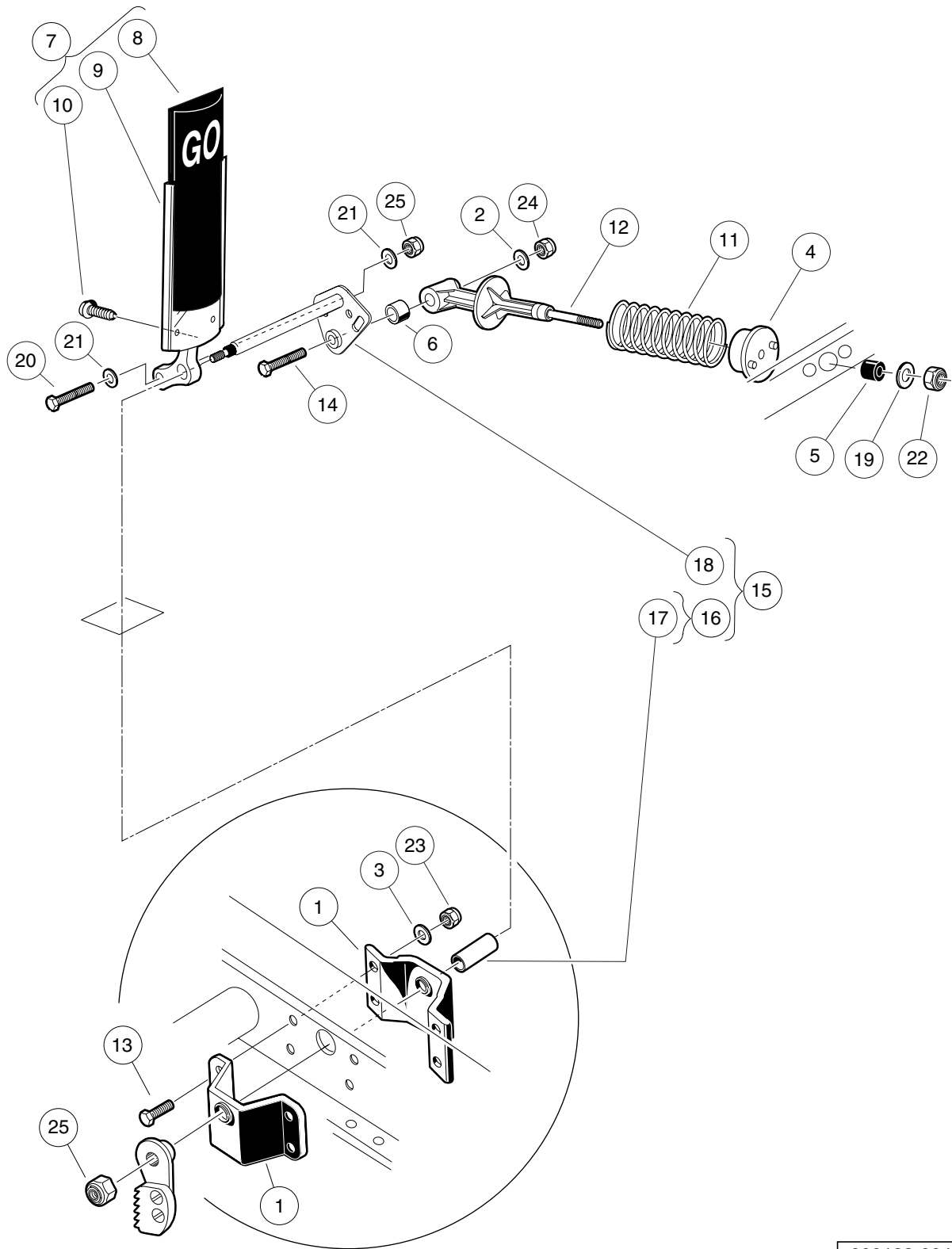
000188-003

ACCELERATOR PEDAL ASSEMBLY – GASOLINE VEHICLE

| ITEM | PART NO. | DESCRIPTION | QTY |
|------|-----------|--|-----|
| | | 1 2 3 4 | |
| 1 | 1011694 | Accelerator Bracket and Bearing Assembly | 2 |
| 2 | 1011931 | Washer, 1/4 Flat | 1 |
| 3 | 1014007 | Washer, 1/4 Flat | 4 |
| 4 | 1017378 | Cup, Spring | 1 |
| 5 | 1017380 | Bumper, Spring Return | 1 |
| 6 | 1017424 | Bearing, Pivot Support | 1 |
| 7 | 1017696 | Sub Asm, Accelerator Pedal (includes items 8 through 10) | 1 |
| 8 | 1013871 | Pad, Accelerator Pedal | 1 |
| 9 | N/A | Accelerator Pedal Weldment | 1 |
| 10 | 7716 | Screw, #10-16 Type AB, Sheet Metal | 4 |
| 11 | 101796201 | Spring, Accelerator Return | 1 |
| 12 | 101817401 | Retainer, Spring | 1 |
| 13 | 101818801 | Stud, 1/4-28 X 1.35 Ball | 1 |
| 14 | 101861901 | Screw, 1/4-20 X 1.125 Hex Cap | 4 |
| 15 | 102026001 | Kit, Accelerator Pivot Rod Assembly (includes items 16 through 18) | 1 |
| 16 | 1011700 | Spacer Assembly (includes item 17) | 1 |
| 17 | N/A | Spacer, Accelerator | 1 |
| 18 | N/A | Pivot Rod Weldment | 1 |
| 19 | 1241 | Washer, 5/16 Type A Flat | 1 |
| 20 | 1624 | Screw, 3/8-16 X 1.50 Hex-Head Cap | 1 |
| 21 | 334 | Washer, 3/8 Type A Flat | 2 |
| 22 | 7473 | Locknut, 5/16-18 Nylon Insert | 1 |
| 23 | 8233 | Locknut, 1/4-20 Nylon Insert | 4 |
| 24 | 8717 | Locknut, 1/4-28 Nylon Insert | 1 |
| 25 | 8754 | Locknut, 3/8-16 Hex | 2 |

4
G
E

4
G
E



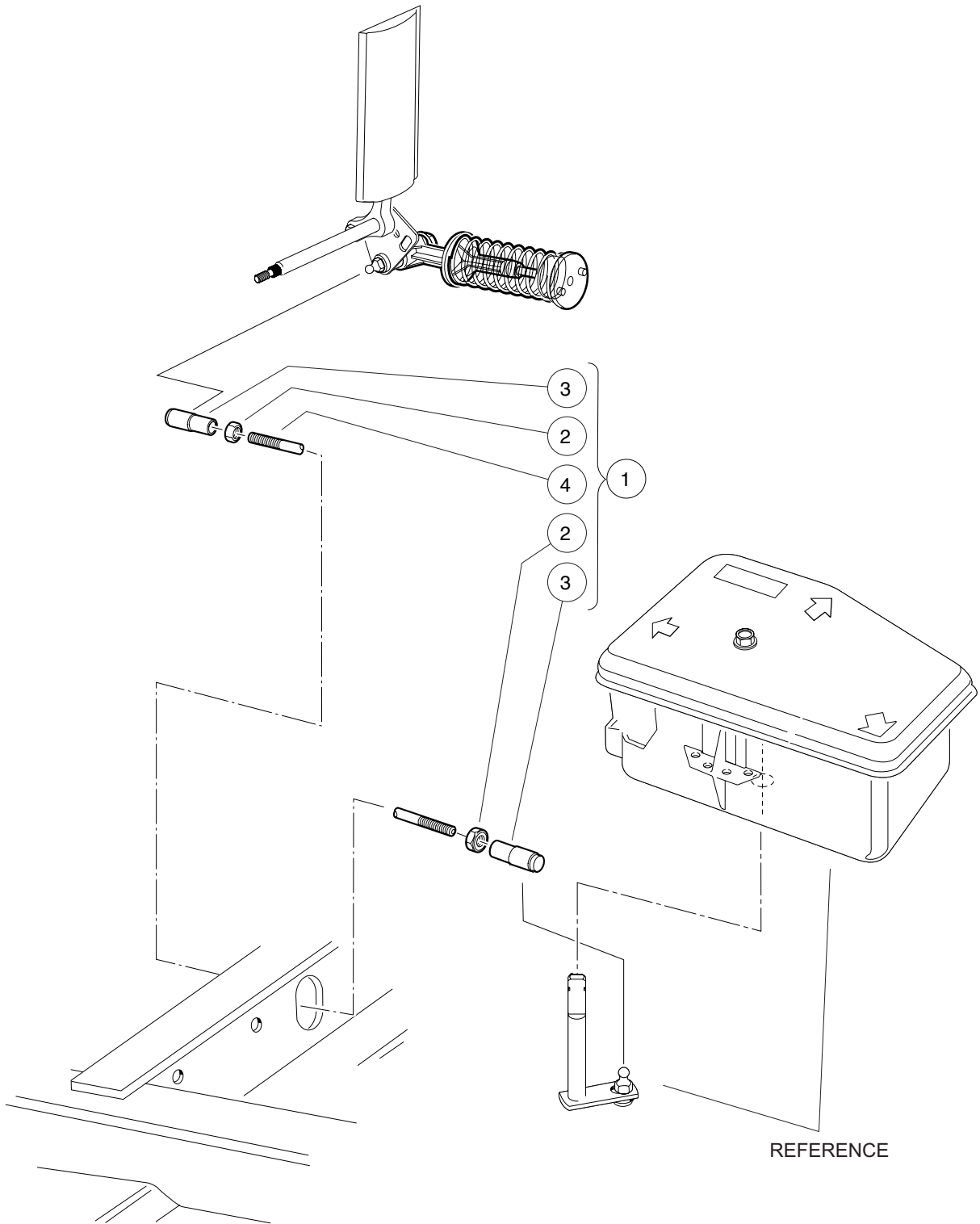
000188-004

ACCELERATOR PEDAL ASSEMBLY – ELECTRIC VEHICLES

| ITEM | PART NO. | DESCRIPTION | QTY |
|------|-----------|--|-----|
| | | 1 2 3 4 | |
| 1 | 1011694 | Accelerator Bracket and Bearing Assembly | 2 |
| 2 | 1011931 | Washer, 1/4 Flat | 1 |
| 3 | 1014007 | Washer, 1/4 Flat | 4 |
| 4 | 1017378 | Cup, Spring | 1 |
| 5 | 1017380 | Bumper, Spring Return | 1 |
| 6 | 1017424 | Bearing, Pivot Support | 1 |
| 7 | 1017696 | Sub Asm, Accelerator Pedal (includes items 8 through 10) | 1 |
| 8 | 1013871 | Pad, Accelerator Pedal | 1 |
| 9 | N/A | Accelerator Pedal Weldment | 1 |
| 10 | 7716 | Screw, #10-16 Type AB, Sheet Metal | 4 |
| 11 | 101796201 | Spring, Accelerator Return | 1 |
| 12 | 101817401 | Retainer, Spring | 1 |
| 13 | 101861901 | Screw, 1/4-20 X 1.125 Hex Cap | 4 |
| 14 | 101862001 | Screw, 1/4-20 X 1.500 Flange | 1 |
| 15 | 102026001 | Kit, Accelerator Pivot Rod Assembly (includes items 16 through 18) | 1 |
| 16 | 1011700 | Spacer Assembly (includes item 17) | 1 |
| 17 | N/A | Spacer, Accelerator | 1 |
| 18 | N/A | Pivot Rod Weldment | 1 |
| 19 | 1241 | Washer, 5/16 Type A Flat | 1 |
| 20 | 1624 | Screw, 3/8-16 X 1.50 Hex-Head Cap | 1 |
| 21 | 334 | Washer, 3/8 Type A Flat | 2 |
| 22 | 7473 | Locknut, 5/16-18 Nylon Insert | 1 |
| 23 | 8233 | Locknut, 1/4-20 Nylon Insert | 4 |
| 24 | 8717 | Locknut, 1/4-28 Nylon Insert | 1 |
| 25 | 8754 | Locknut, 3/8-16 Hex | 2 |

4
G
E

4
G
E



000362-001

ACCELERATOR ROD

| ITEM | PART NO. | DESCRIPTION | QTY |
|------|-----------|---|-----|
| | | 1 2 3 4 | |
| 1 | 101912401 | Rod, Accelerator (includes items 2 through 4) | 1 |
| 2 | 1011084 | Nut, 1/4-28 Hex Jam | 2 |
| 3 | 1011734 | Joint, Ball | 2 |
| 4 | N/A | Accelerator Rod | 1 |

4

G

E

4

G

E

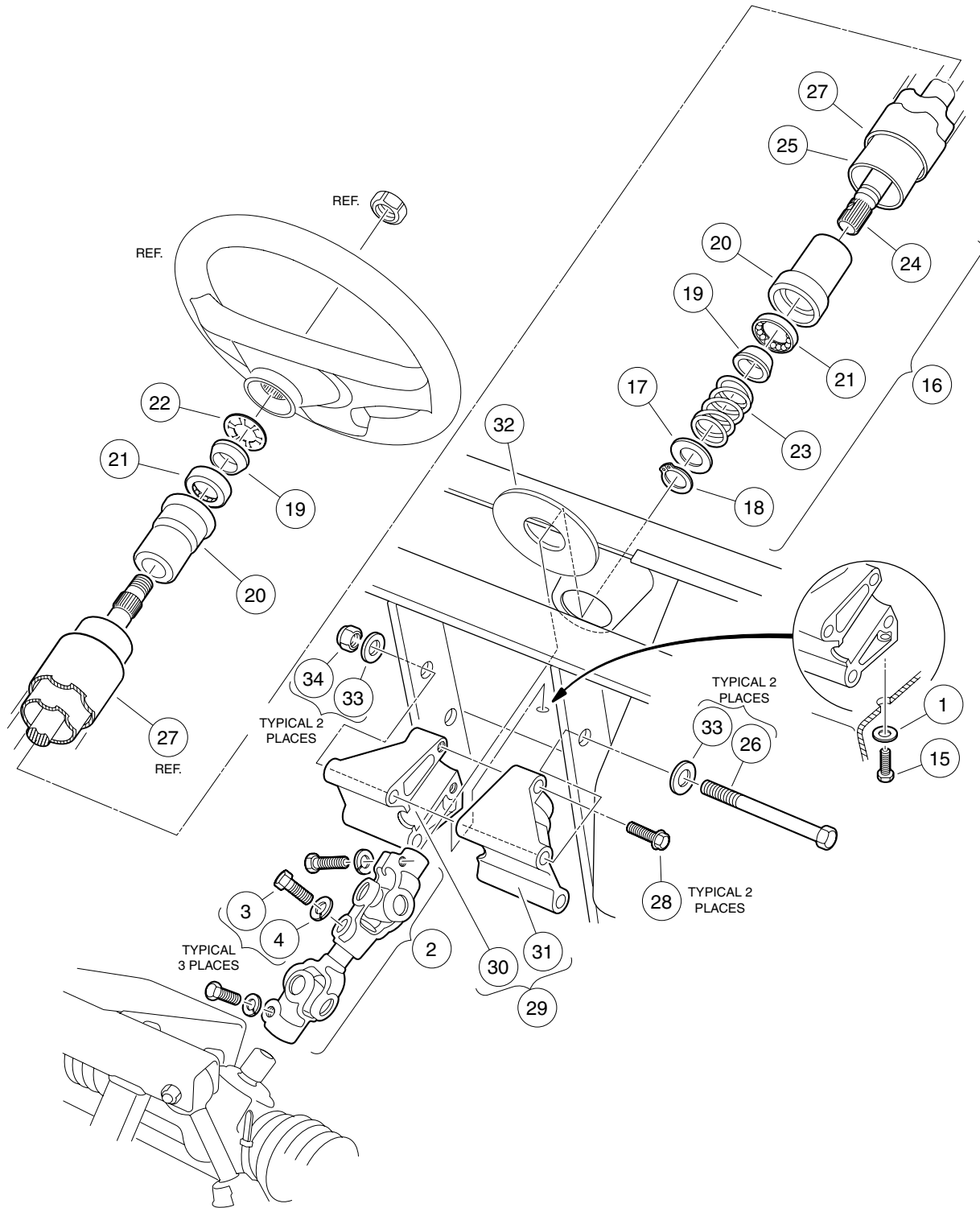
STEERING, FRONT AND REAR SUSPENSION

5

G

E

5
G
E



000247-002

STEERING COLUMN

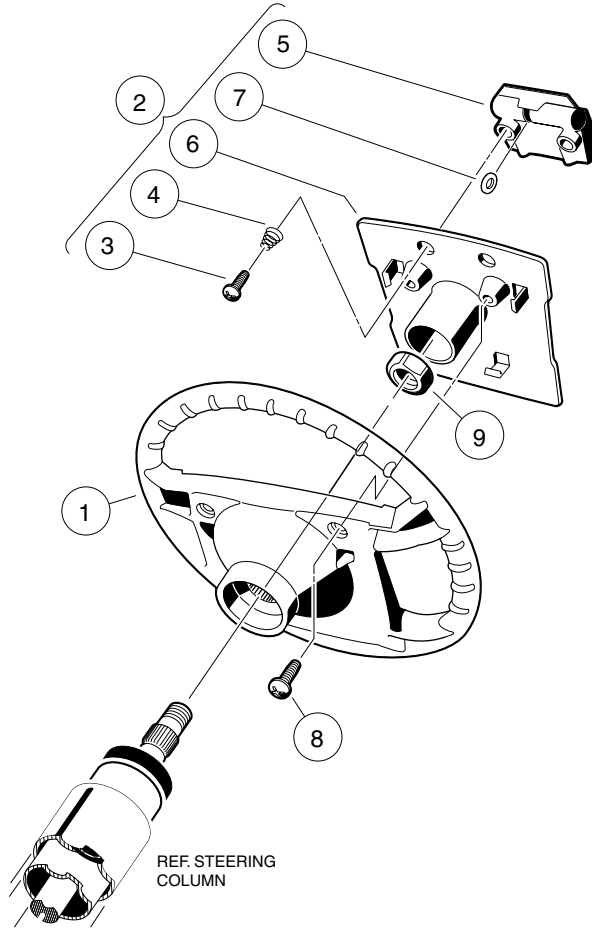
| ITEM | PART NO. | DESCRIPTION | QTY |
|----------------------------------|-----------|--|-----|
| | | 1 2 3 4 | |
| 1 | 1011697 | Washer, 5/16 Flat | 1 |
| 2 | 1013861 | Intermediate Steering Shaft (includes items 3 and 4) | 1 |
| 3 | 1017226 | Bolt, Hex-Head, 8mm X 1.25 - 30 | 3 |
| 4 | 7174 | Lockwasher, 5/16 Split | 3 |
| 5 | 1014216 | Steering Column Rebuild Kit (includes items 6 through 14) | 1 |
| 6 | 1012466 | Dust Cover | 1 |
| 7 | 1012605 | Ring, 0.579 Internal Retaining | 1 |
| 8 | 1014125 | Wedge, Molded | 2 |
| 9 | 1014126 | Seat, Plastic Bearing | 2 |
| 10 | 1014211 | Seal, Bearing | 1 |
| 11 | 1014212 | Spacer, Shaft | 1 |
| 12 | 1014213 | Bearing, Ball | 2 |
| 13 | 1014214 | Ring, Retaining | 1 |
| 14 | 1014217 | Spring, Steering Shaft | 1 |
| 15 | 1014288 | Screw, 5/16-18 X 0.75 Thread-Forming | 1 |
| 16 | 1016181 | Steering Shaft Assembly (includes items 17 through 25) | 1 |
| 17 | 1012604 | Washer, 0.675 ID X 1.19 OD | 1 |
| 18 | 1012605 | Ring, 0.579 Internal Retaining | 1 |
| 19 | 1014125 | Wedge, Molded | 2 |
| 20 | 1014126 | Seat, Plastic Bearing | 2 |
| 21 | 1014213 | Bearing, Ball | 2 |
| 22 | 1014214 | Ring, Retaining | 1 |
| 23 | 1014217 | Spring, Steering Shaft | 1 |
| 24 | 1015545 | Shaft, Steering Column | 1 |
| 25 | 1016622 | Column, Aluminum Steering | 1 |
| 26 | 1016183 | Screw, 3/8-16 X 7.00 Hex Cap | 2 |
| 27 | 1016263 | Cover, Steering Column Tube | 1 |
| 28 | 1016269 | Screw, 5/16-18 Thrd Forming | 2 |
| 29 | 101984801 | Kit, Steering Column Mounting Bracket (includes items 30 and 31) | 1 |
| 30 | N/A | Bracket, RH Steering Column Mount | 1 |
| 31 | N/A | Bracket, LH Steering column mount | 1 |
| 32 | 102278001 | Boot, Steering Column Round | 1 |
| 33 | 334 | Washer, 3/8 Type A Flat | 4 |
| 34 | 8754 | Locknut, 3/8-16 Hex | 2 |
| Note: Item 5 is not illustrated. | | | |

5

G

E

5
G
E



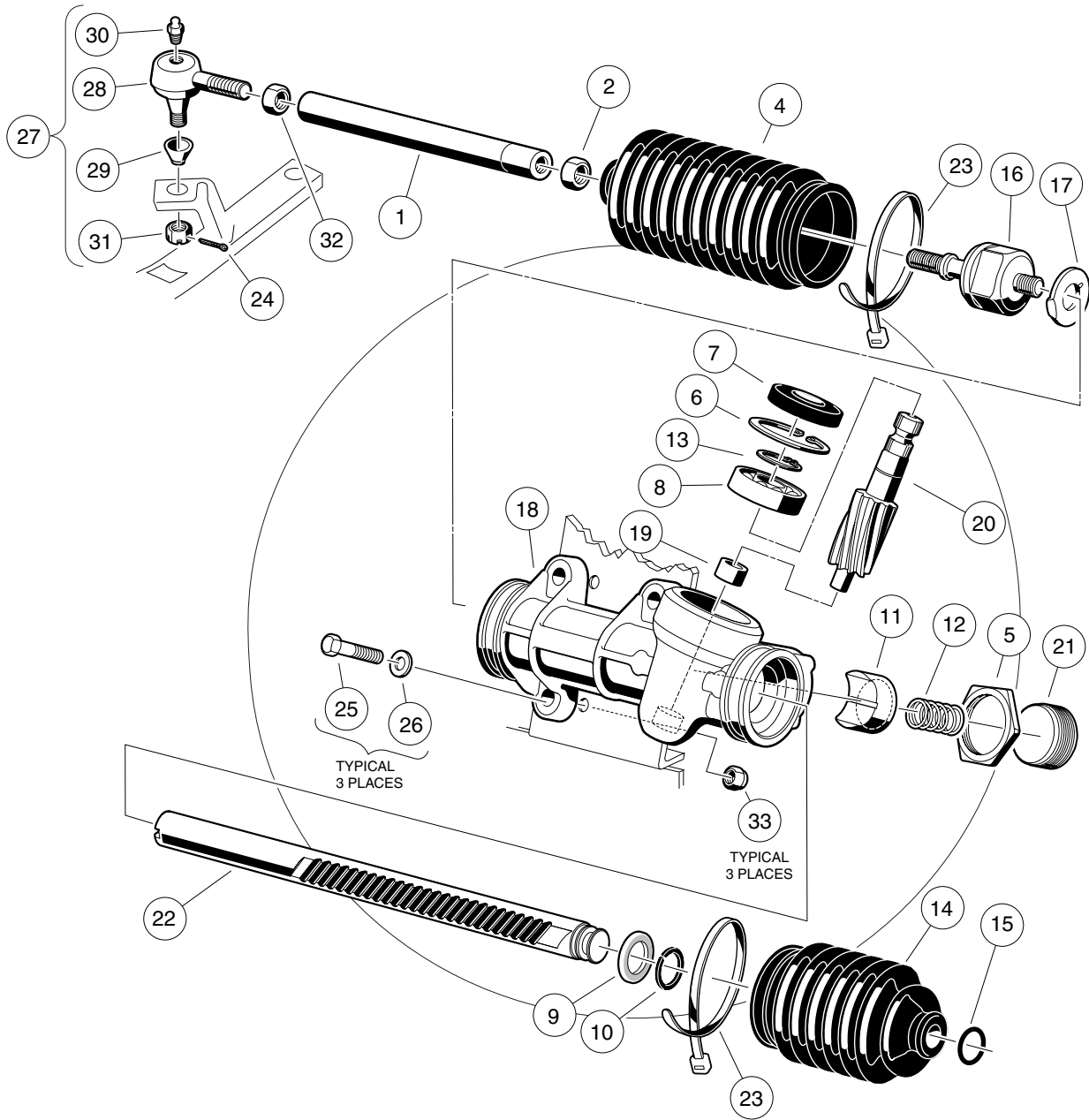
000246-002

STEERING WHEEL

| ITEM | PART NO. | DESCRIPTION | QTY |
|------|----------|---|-----|
| | | 1 2 3 4 | |
| 1 | 1016156 | Wheel, Steering | 1 |
| 2 | 1016219 | Plate, Scorecard (includes items 3 through 7) | 1 |
| 3 | 1012565 | Screw, #12 Phillips Round Head | 2 |
| 4 | 1012566 | Tapered Compression Spring | 2 |
| 5 | 1016154 | Clip, Scorecard | 1 |
| 6 | N/A | Plate, Score Card | 1 |
| 7 | 1016214 | Pencil Grip | 1 |
| 8 | 1016663 | Screw, #12-14 X 0.625 | 2 |
| 9 | 1017273 | Nut, 5/8-18 Nylon Insert Jam | 1 |

5
G
E

5
G
E



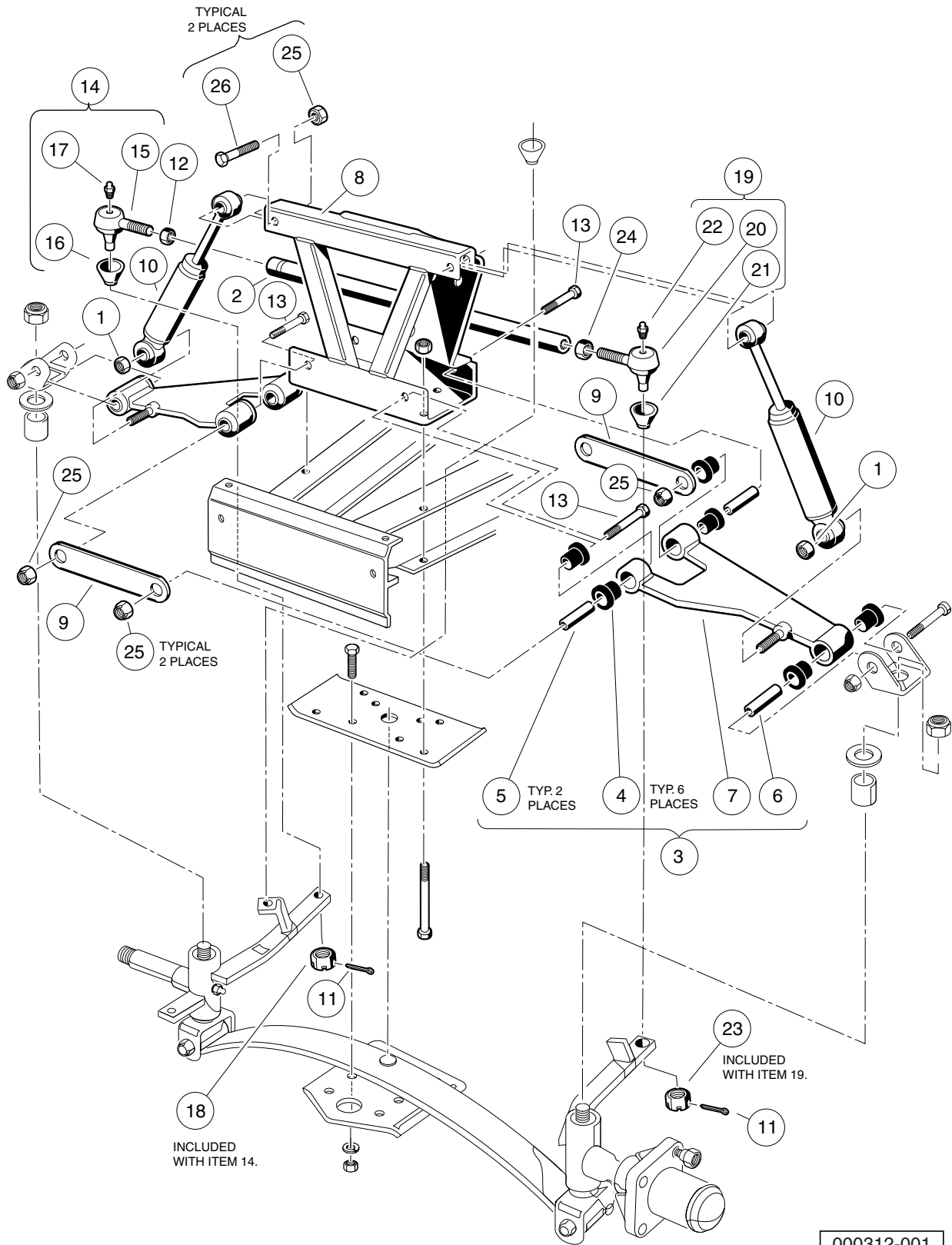
000189-001

STEERING GEAR ASSEMBLY

| ITEM | PART NO. | DESCRIPTION | QTY |
|------|-----------|---|-----|
| | | 1 2 3 4 | |
| 1 | 1012467 | Link, Rack and Pinion Drag | 1 |
| 2 | 1013042 | Nut, 12mm Hex | 1 |
| 3 | 101878302 | Steering Gear Assembly (without yoke) (includes items 4 through 23) | 1 |
| 4 | 1013035 | Bellows, Long | 1 |
| 5 | 1013044 | Rack Screw Locknut | 1 |
| 6 | 1013051 | Snap Ring | 1 |
| 7 | 1013052 | Seal, Steering Pinion Dust | 1 |
| 8 | 101879401 | Bearing, Ball | 1 |
| 9 | 101879501 | Stop Washer | 1 |
| 10 | 101879601 | Stop Ring, C-Type | 1 |
| 11 | 101879701 | Support Yoke | 1 |
| 12 | 101879801 | Rack Guide Pressure Spring | 1 |
| 13 | 101879901 | Ring, Stop, C-Type | 1 |
| 14 | 101880001 | Bellows, Short | 1 |
| 15 | 101880101 | Dust Seal Retaining Ring | 1 |
| 16 | 101880201 | Inner Ball Joint Asm | 1 |
| 17 | 101880301 | Washer, Tab | 1 |
| 18 | N/A | Box, Steering Gear | 1 |
| 19 | N/A | Bearing, Lower Pinion | 1 |
| 20 | N/A | Pinion, Steering | 1 |
| 21 | N/A | Screw, Rack Guide | 1 |
| 22 | N/A | Rack, Steering | 1 |
| 23 | 8990 | Tie Wrap, 8" Nylon | 2 |
| 24 | 1035 | Pin, 3/32 X 1.00 Sq Cut Cotter | 1 |
| 25 | 1624 | Screw, 3/8-16 X 1.50 Hex-Head Cap | 3 |
| 26 | 334 | Washer, 3/8 Type A Flat | 3 |
| 27 | 7540 | Ball Joint, Left (includes items 28 through 31) | 1 |
| 28 | N/A | Socket, LH Vertical | 1 |
| 29 | 1011930 | Seal, Vertical Socket Dust | 1 |
| 30 | 1015597 | Fitting, 1/4-28 Thread-Forming Grease | 1 |
| 31 | 7602 | Nut, 3/8-24 UNF Hex | 1 |
| 32 | 7555 | Nut, 1/2-20 Hex, Left-Hand Thread | 1 |
| 33 | 8754 | Locknut, 3/8-16 Hex | 3 |

5
G
E

5
G
E

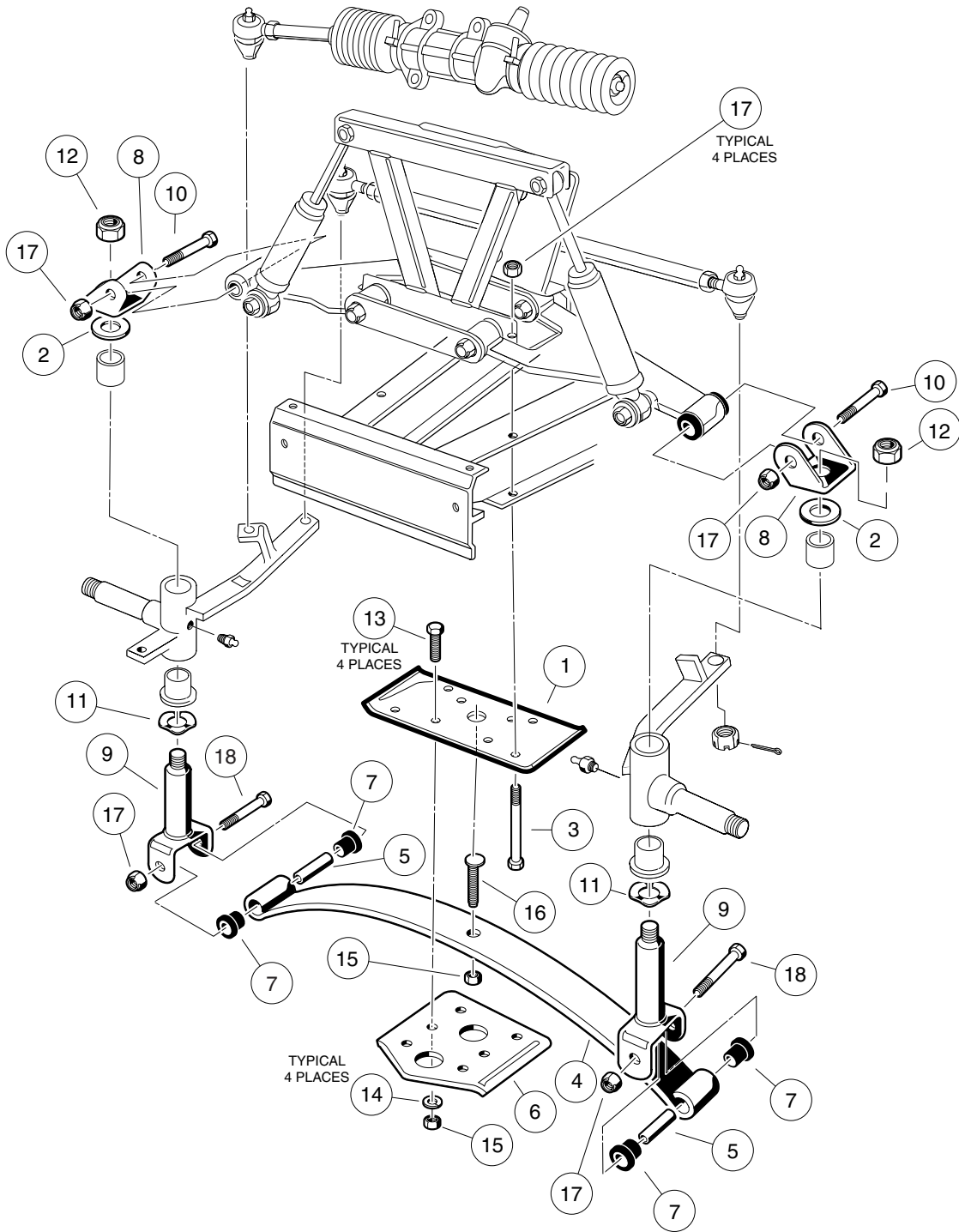


FRONT SUSPENSION, UPPER

| ITEM | PART NO. | DESCRIPTION | QTY |
|------|-----------|--|-----|
| | | 1 2 3 4 | |
| 1 | 1010138 | Locknut, 3/8-16 Dimpled | 2 |
| 2 | 1010219 | Tie Rod | 1 |
| 3 | 1016353 | Sub-Assembly, Delta A-Plate (includes items 4 through 7) | 2 |
| 4 | 1016346 | Bushing, Urethane | 6 |
| 5 | 1016349 | Sleeve, Delta Inner | 2 |
| 6 | 1016350 | Sleeve, Delta Outer | 1 |
| 7 | N/A | Delta A-Plate | 1 |
| 8 | 1016385 | Delta Shock and Gear Support Assembly | 1 |
| 9 | 1017266 | A-Plate Strap | 2 |
| 10 | 103351001 | Shock Absorber, Front, Common | 2 |
| 11 | 1035 | Pin, 3/32 X 1.00 Sq Cut Cotter | 2 |
| 12 | 1308 | Nut, 1/2-20 Hex | 1 |
| 13 | 2402 | Screw, 3/8-16 X 2.25 Hx Hd Cap | 4 |
| 14 | 7539 | Ball Joint, Right-Hand (includes items 15 through 18) | 1 |
| 15 | N/A | Socket, RH Vertical | 1 |
| 16 | 1011930 | Seal, Vertical Socket Dust | 1 |
| 17 | 1015597 | Fitting, 1/4-28 Thread-Forming Grease | 1 |
| 18 | 7602 | Nut, 3/8-24 UNF Hex | 1 |
| 19 | 7540 | Ball Joint, Left (includes items 20 through 23) | 1 |
| 20 | N/A | Socket, LH Vertical | 1 |
| 21 | 1011930 | Seal, Vertical Socket Dust | 1 |
| 22 | 1015597 | Fitting, 1/4-28 Thread-Forming Grease | 1 |
| 23 | 7602 | Nut, 3/8-24 UNF Hex | 1 |
| 24 | 7555 | Nut, 1/2-20 Hex, Left-Hand Thread | 1 |
| 25 | 8754 | Locknut, 3/8-16 Hex | 6 |
| 26 | 8861 | Bolt, 3/8-16 X 1.75 Hex | 2 |

5
G
E

5
G
E



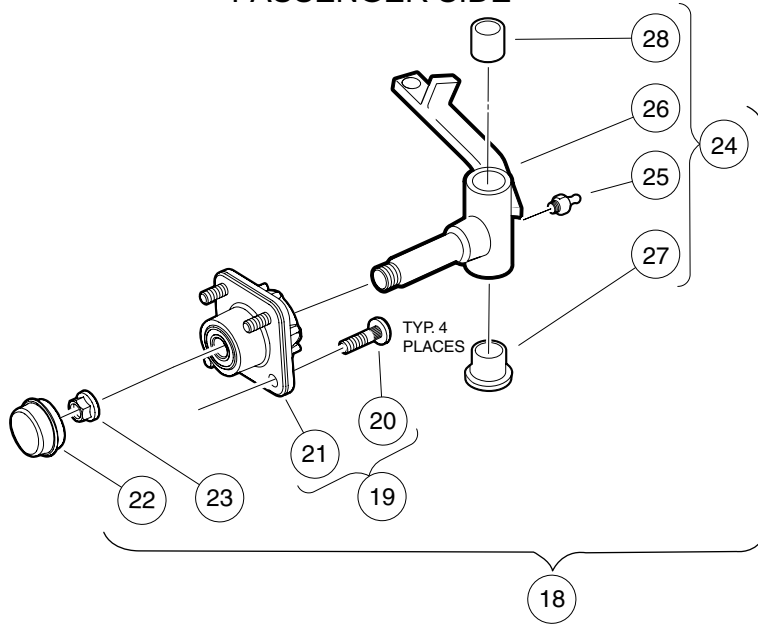
000311-001

FRONT SUSPENSION, LOWER

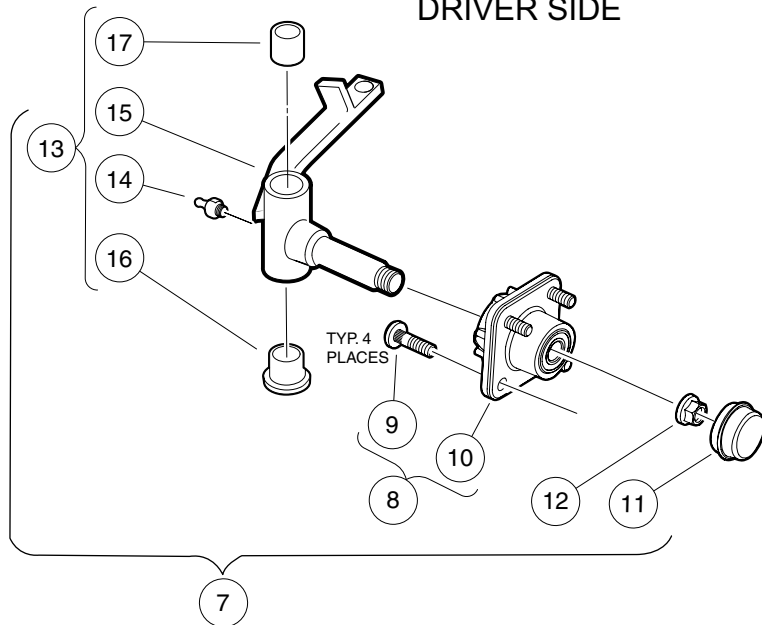
| ITEM | PART NO. | DESCRIPTION | QTY |
|------|-----------|---|-----|
| | | 1 2 3 4 | |
| 1 | 1010124 | Plate, Spring Mount | 1 |
| 2 | 1010150 | Bearing, Thrust | 2 |
| 3 | 1010200 | Bolt, 3/8-16 X 4.25 Hex Head | 4 |
| 4 | 1012030 | Spring, Front Leaf | 1 |
| 5 | 1012303 | Bushing, Steel | 2 |
| 6 | 1014276 | Plate, Front Spring Retainer | 1 |
| 7 | 1015583 | Bushing, Urethane | 4 |
| 8 | 1016384 | Clevis, Delta Upper | 2 |
| 9 | 1016386 | King Pin Assembly | 2 |
| 10 | 1016387 | Screw, 3/8-16 X 2.75 Hx Hd Cap | 2 |
| 11 | 1016389 | Washer, 1.125 Od Wave | 2 |
| 12 | 101903101 | Locknut, 1/2-20 Nylon Insert | 2 |
| 13 | 1624 | Screw, 3/8-16 X 1.50 Hex-Head Cap | 4 |
| 14 | 357 | Washer, Lock, Hel Sp 3/8 Reg | 4 |
| 15 | 706 | Nut, Hex 3/8-16 | 5 |
| 16 | 8745 | Screw, Eccentric Adjustment | 1 |
| 17 | 8754 | Locknut, 3/8-16 Hex | 8 |
| 18 | 8755 | Screw, 3/8-16 X 3.375 Hex Cap | 2 |

5
G
E

PASSENGER SIDE

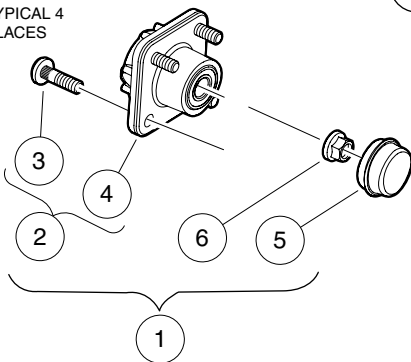


DRIVER SIDE



REPLACEMENT HUB
FOR DRIVER OR
PASSENGER SIDE

TYPICAL 4
PLACES

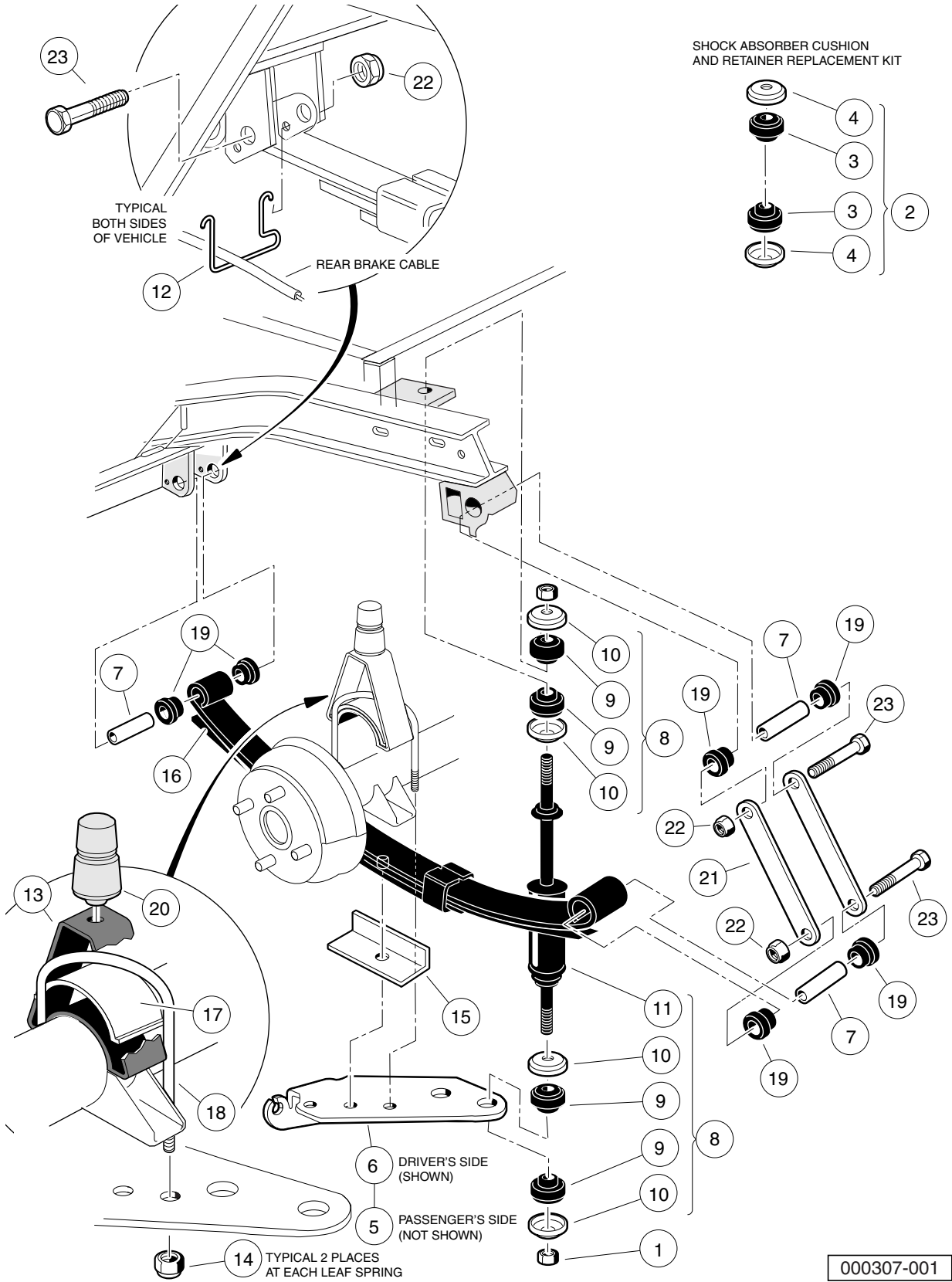


000301-002

FRONT SPINDLES AND HUBS

| ITEM | PART NO. | DESCRIPTION | QTY |
|------|-----------|---|-----|
| | | 1 2 3 4 | |
| 1 | 102357701 | Replacement Kit, Front Hub (includes items 2 through 6) | 2 |
| 2 | N/A | Front Hub Assembly, Ball Bearing (includes items 3 and 4) | 1 |
| 3 | 102353401 | Lug Stud, 1/2-20 UNF, 4037 Stl | 4 |
| 4 | N/A | Hub, Front | 1 |
| 5 | 102353201 | Cap, Front Hub | 1 |
| 6 | 102353301 | Hex Nut, Locking Flange, M14x2 | 1 |
| 7 | N/A | Asm, Front Hub And Spindle, Left-Hand (includes items 8 through 13) | 1 |
| 8 | N/A | Front Hub Assembly, Ball Bearing (includes items 9 and 10) | 1 |
| 9 | 102353401 | Lug Stud, 1/2-20 UNF, 4037 Stl | 4 |
| 10 | N/A | Hub, Front | 1 |
| 11 | 102353201 | Cap, Front Hub | 1 |
| 12 | 102353301 | Hex Nut, Locking Flange, M14x2 | 1 |
| 13 | 102354203 | Assembly, Spindle, Left-Hand (includes items 14 through 17) | 1 |
| 14 | 1015597 | Fitting, 1/4-28 Thread-Forming Grease | 1 |
| 15 | N/A | Sub-Assembly, Spindle, Left-Hand | 1 |
| 16 | 7048 | Bushing, Flanged Bronze | 1 |
| 17 | 8067 | Bushing, Bronze Spindle | 1 |
| 18 | N/A | Asm, Front Hub And Spindle, Right-Hand (includes items 19 through 24) | 1 |
| 19 | N/A | Front Hub Assembly, Ball Bearing (includes items 20 and 21) | 1 |
| 20 | 102353401 | Lug Stud, 1/2-20 UNF, 4037 Stl | 4 |
| 21 | N/A | Hub, Front | 1 |
| 22 | 102353201 | Cap, Front Hub | 1 |
| 23 | 102353301 | Hex Nut, Locking Flange, M14x2 | 1 |
| 24 | 102354103 | Assembly, Spindle, Right-Hand (includes items 25 through 28) | 1 |
| 25 | 1015597 | Fitting, 1/4-28 Thread-Forming Grease | 1 |
| 26 | N/A | Sub-Assembly, Spindle, Right-Hand | 1 |
| 27 | 7048 | Bushing, Flanged Bronze | 1 |
| 28 | 8067 | Bushing, Bronze Spindle | 1 |

5
G
E

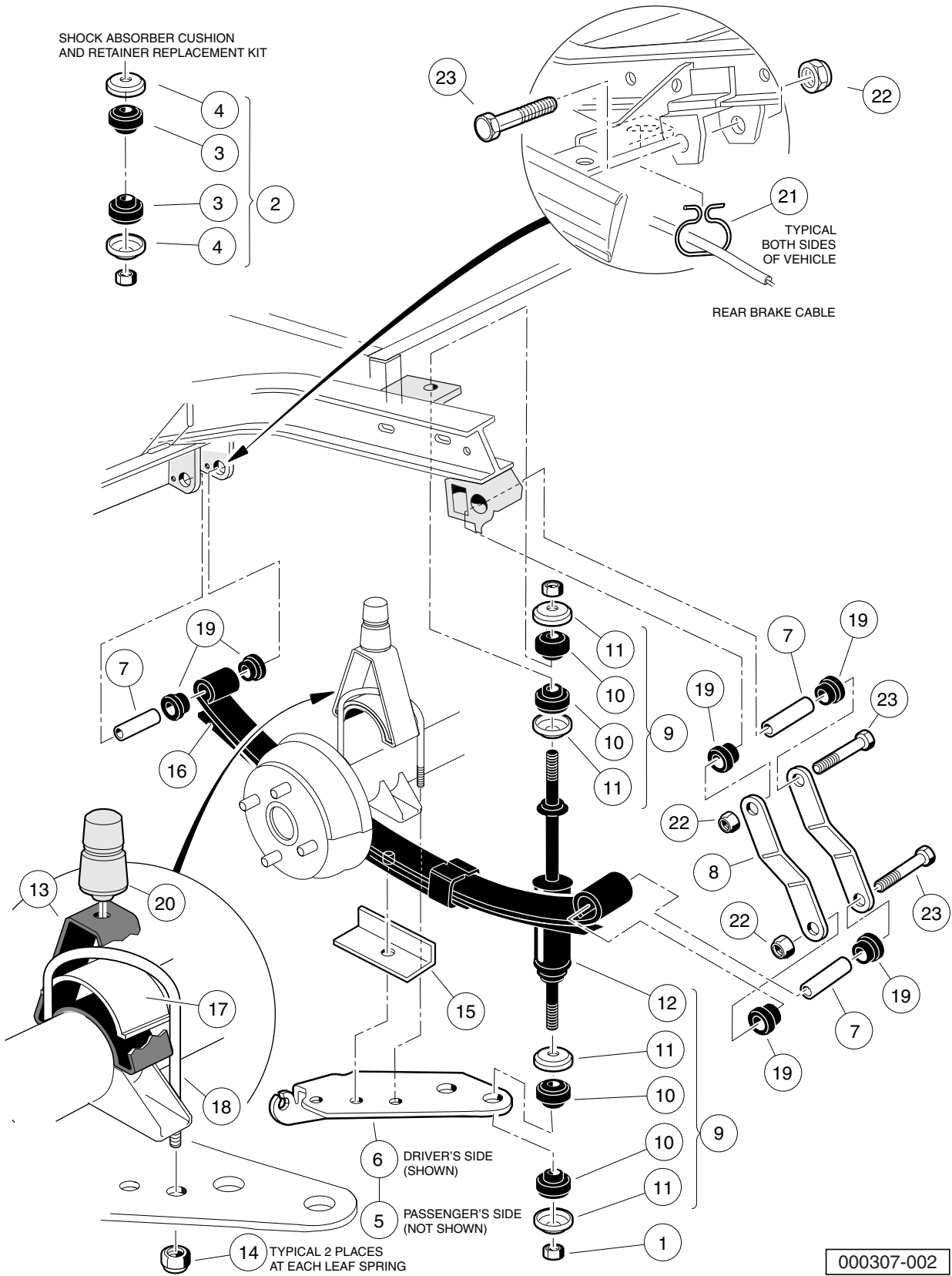


REAR SUSPENSION COMPONENTS

| ITEM | PART NO. | DESCRIPTION | QTY |
|---|-----------|--|-----|
| | | 1 2 3 4 | |
| 1 | 1010145 | Nut, 3/8-24 Hex | 4 |
| 2 | 1011415 | Kit, Shock Absorber Cushion (includes items 3 and 4) | 4 |
| 3 | N/A | Cushion, Shock Absorber | 2 |
| 4 | N/A | Retainer, Shock Absorber Cushion | 2 |
| 5 | 1012181 | Bracket, Shock Mounting, Right (Passenger) | 1 |
| 6 | 1012182 | Bracket, Shock Mounting, Left (Driver) | 1 |
| 7 | 1012303 | Bushing, Steel | 6 |
| 8 | 1013164 | Shock Absorber Kit (includes items 9 through 11) | 1 |
| 9 | N/A | Cushion, Shock Absorber | 8 |
| 10 | N/A | Retainer, Shock Absorber Cushion | 8 |
| 11 | 102706401 | Shock Absorber Rear | 2 |
| 12 | 1013207 | Hanger, Brake Cable | 2 |
| 13 | 101454902 | Bumper Mount, Angled | 2 |
| 14 | 1014555 | Locknut, 7/16-14 Nylon Insert | 4 |
| 15 | 1014573 | Spring Retainer | 2 |
| 16 | 1014675 | Rear Leaf Spring | 2 |
| 17 | 1014901 | Spacer, Overload Bumper | 2 |
| 18 | 1014902 | U-Bolt | 2 |
| 19 | 1015583 | Bushing, Urethane | 12 |
| 20 | 1017235 | Bumper, Jounce | 2 |
| 21 | 7569 | Shackle, Rear Spring | 4 |
| 22 | 8754 | Locknut, 3/8-16 Hex | 6 |
| 23 | 8755 | Screw, 3/8-16 X 3.375 Hex Cap | 6 |
| <p>Note: Only the driver-side rear suspension is shown. Parts for the passenger-side rear suspension are identical except for the leaf spring/shock mounting plate.</p> | | | |

5
G
E

5
G
E



REAR SUSPENSION COMPONENTS

| ITEM | PART NO. | DESCRIPTION | QTY |
|---|-----------|--|-----|
| | | 1 2 3 4 | |
| 1 | 1010145 | Nut, 3/8-24 Hex | 4 |
| 2 | 1011415 | Kit, Shock Absorber Cushion (includes items 3 and 4) | 4 |
| 3 | N/A | Cushion, Shock Absorber | 2 |
| 4 | N/A | Retainer, Shock Absorber Cushion | 2 |
| 5 | 1012181 | Bracket, Shock Mounting, Right (Passenger) | 1 |
| 6 | 1012182 | Bracket, Shock Mounting, Left (Driver) | 1 |
| 7 | 1012303 | Bushing, Steel | 6 |
| 8 | 1012304 | Shackle, Rear Spring | 4 |
| 9 | 1013164 | Shock Absorber Kit (includes items 10 through 12) | 1 |
| 10 | N/A | Cushion, Shock Absorber | 8 |
| 11 | N/A | Retainer, Shock Absorber Cushion | 8 |
| 12 | 102706401 | Shock Absorber Rear | 2 |
| 13 | 101454602 | Bumper Mount | 2 |
| 14 | 1014555 | Locknut, 7/16-14 Nylon Insert | 4 |
| 15 | 1014573 | Spring Retainer | 2 |
| 16 | 1014675 | Rear Leaf Spring | 2 |
| 17 | 1014901 | Spacer, Overload Bumper | 2 |
| 18 | 1014902 | U-Bolt | 2 |
| 19 | 1015583 | Bushing, Urethane | 12 |
| 20 | 1017235 | Bumper, Jounce | 2 |
| 21 | 101900801 | Hanger, Brake Cable | 2 |
| 22 | 8754 | Locknut, 3/8-16 Hex | 6 |
| 23 | 8755 | Screw, 3/8-16 X 3.375 Hex Cap | 6 |
| <p>Note: Only the driver-side rear suspension is shown. Parts for the passenger-side rear suspension are identical except for the leaf spring/shock mounting plate.</p> | | | |

5
G
E

5

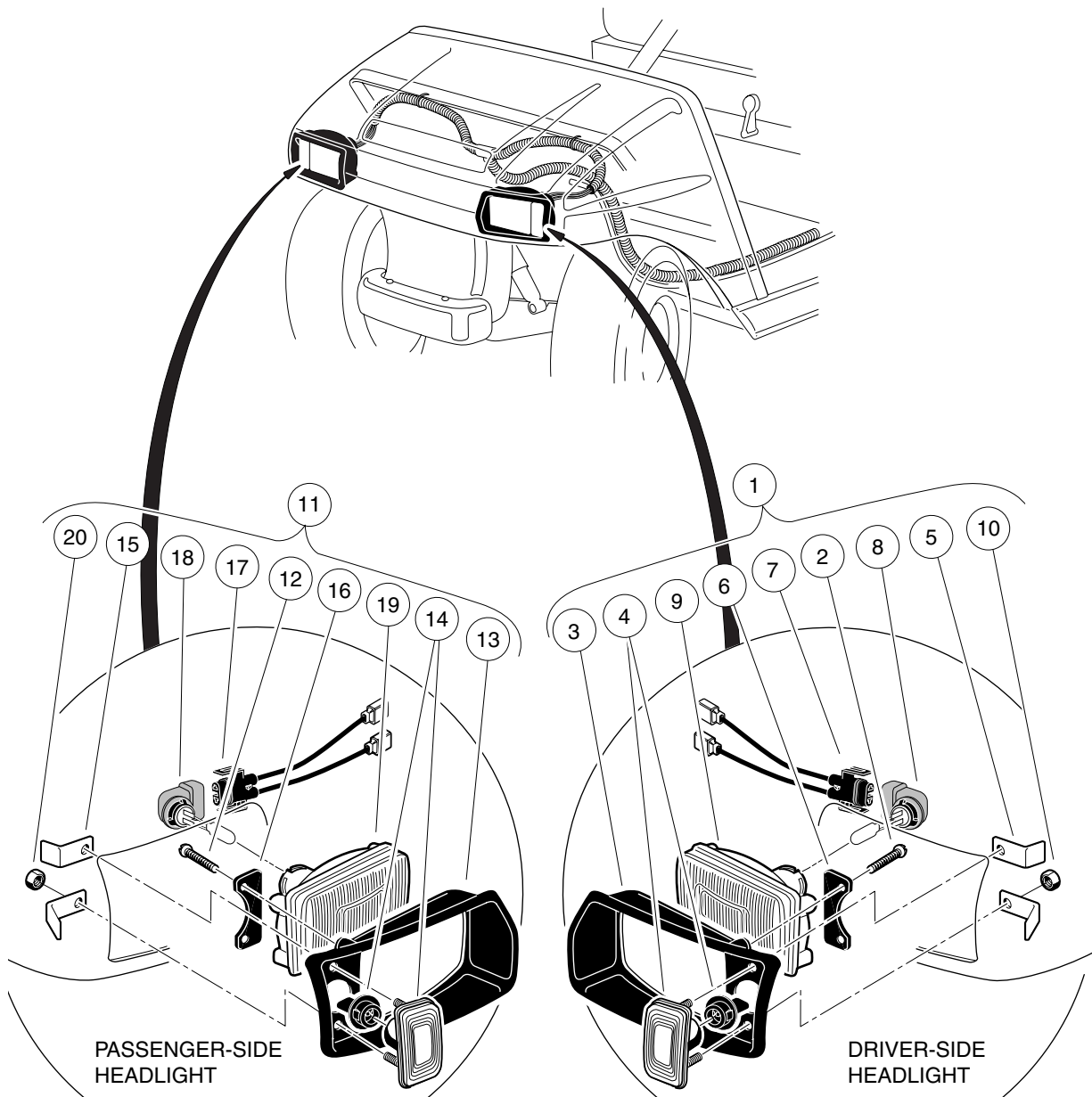
G

E

ELECTRICAL SYSTEM – GASOLINE VEHICLES

6

G



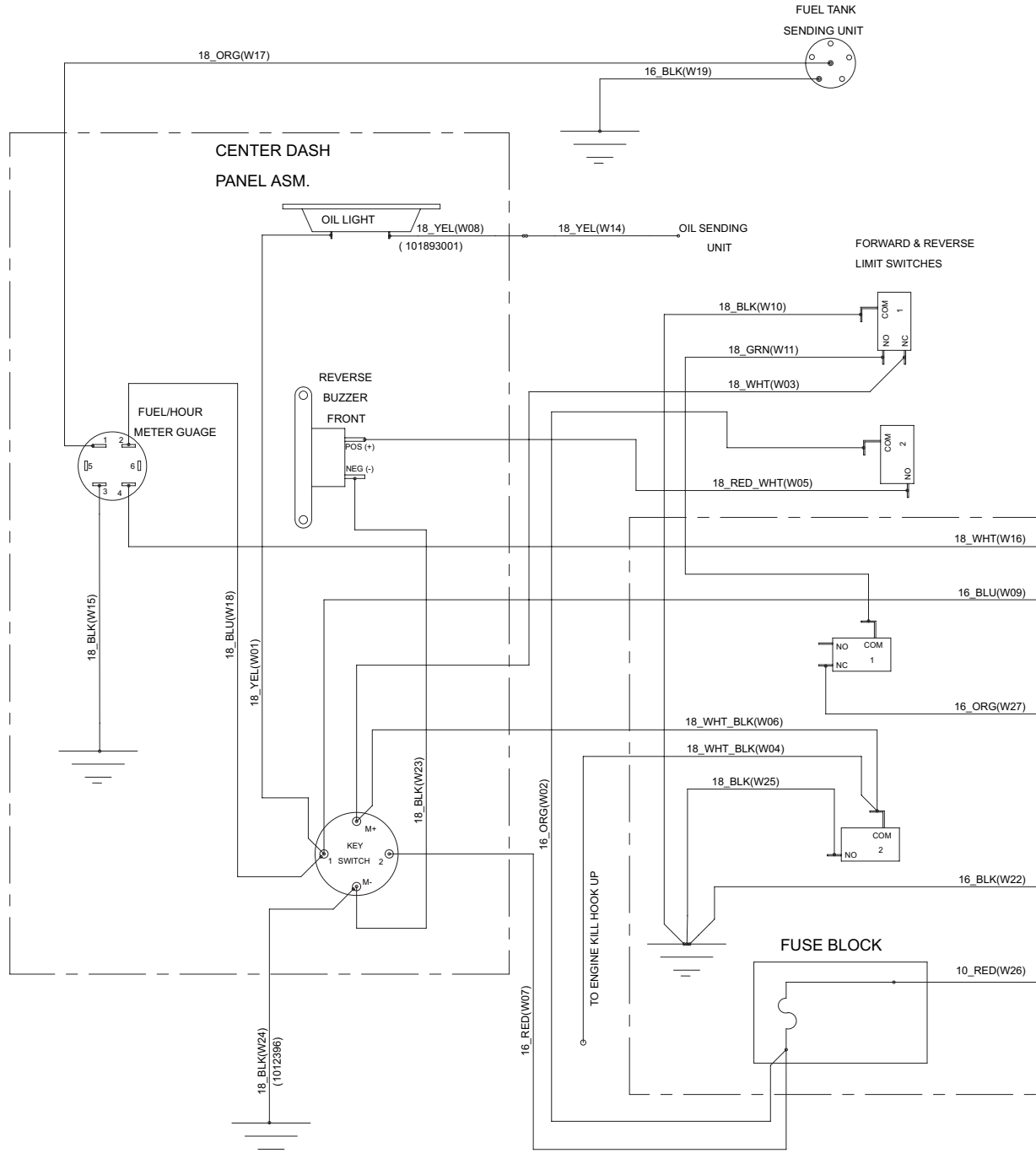
000336-001

HEADLIGHTS

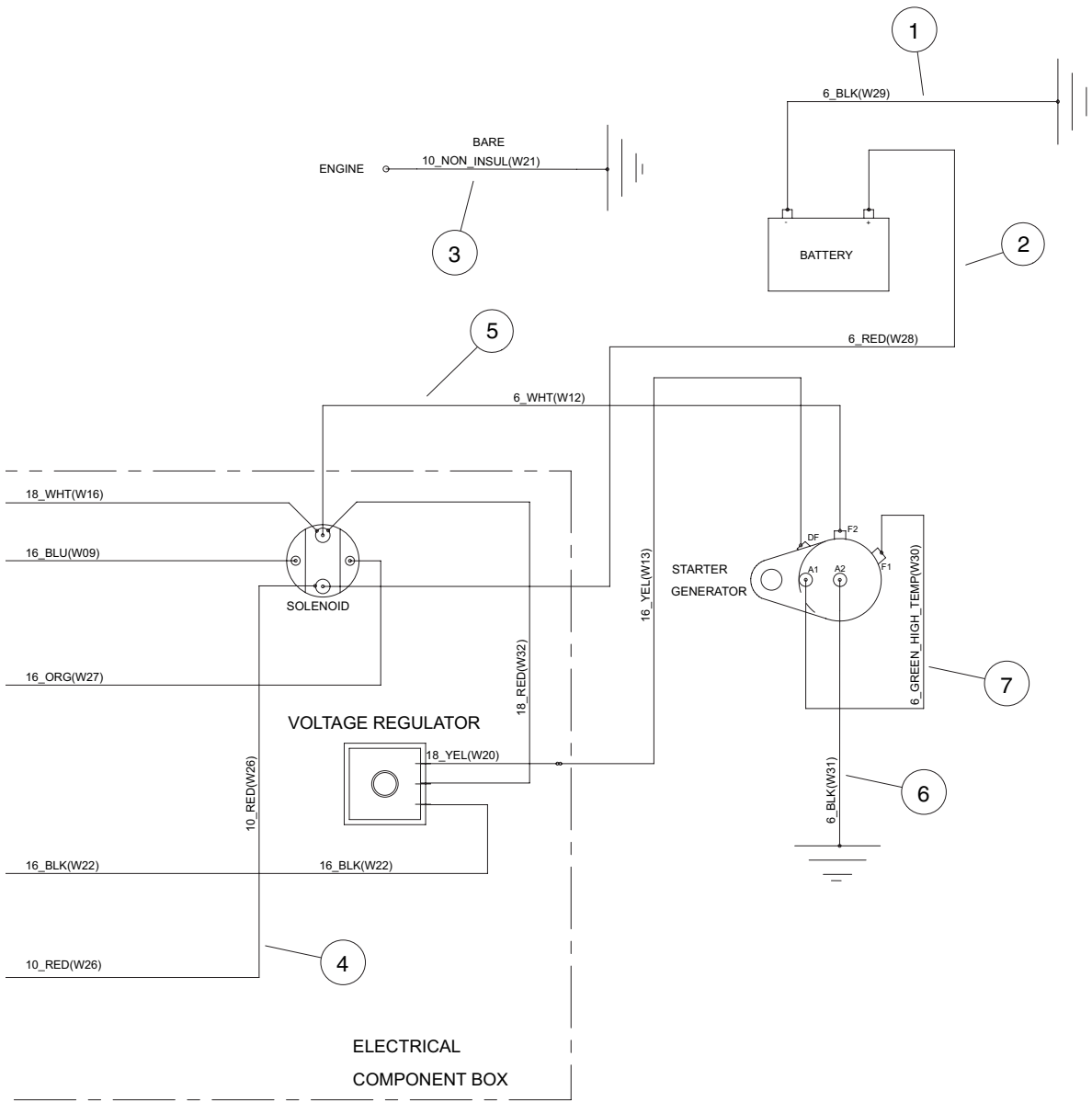
| ITEM | PART NO. | DESCRIPTION | QTY |
|---|-----------|---|-----|
| | | 1 2 3 4 | |
| 1 | 101988001 | Headlight Assembly, Driver-Side Single Beam (includes items 2 through 10) | 1 |
| 2 | 1013461 | Screw, #10-16 Hex-Head Hi-Lo | 2 |
| 3 | 1016880 | Headlight Bezel, Left | 1 |
| 4 | 1017062 | Turn Signal Lens Assy | 1 |
| 5 | 1017064 | Mounting Bracket | 2 |
| 6 | 1017065 | Retainer, Headlight | 1 |
| 7 | 101987901 | Connector Harness Assembly, Headlight | 1 |
| 8 | 101988101 | Bulb, Headlight | 1 |
| 9 | 101988201 | Lens, Headlight | 1 |
| 10 | 7893 | Nut, #10-32 Hex | 2 |
| 11 | 101988002 | Headlight Assy, Passenger-Side Single Beam (includes items 12 through 20) | 1 |
| 12 | 1013461 | Screw, #10-16 Hex-Head Hi-Lo | 2 |
| 13 | 1016879 | Headlight Bezel, Right | 1 |
| 14 | 1017062 | Turn Signal Lens Assy | 1 |
| 15 | 1017064 | Mounting Bracket | 2 |
| 16 | 1017065 | Retainer, Headlight | 1 |
| 17 | 101987901 | Connector Harness Assembly, Headlight | 1 |
| 18 | 101988101 | Bulb, Headlight | 1 |
| 19 | 101988201 | Lens, Headlight | 1 |
| 20 | 7893 | Nut, #10-32 Hex | 2 |
| <p>Note: Headlights not standard equipment on all models.</p> | | | |

6
G

Villager 4 Gasoline Vehicle



000372-001



000372-001

6

G

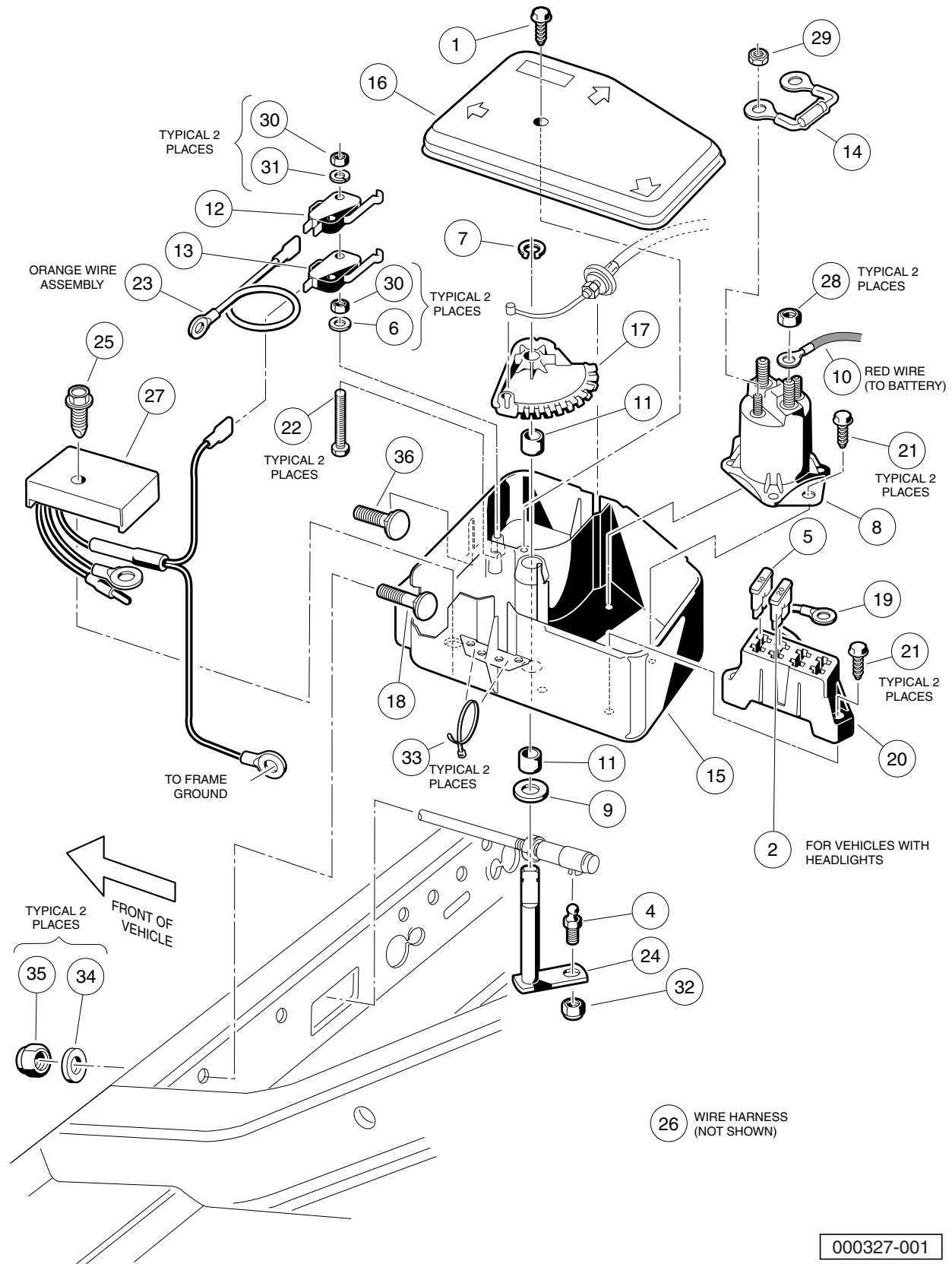
See previous two pages for illustration.

WIRING – GASOLINE DS VILLAGER 4

| ITEM | PART NO. | DESCRIPTION | QTY |
|------|-----------|---------------------------------------|-----|
| | | 1 2 3 4 | |
| 1 | 1012382 | Wire Assy, #6 Black | 1 |
| 2 | 1014119 | Wire Assembly #6 Red | 1 |
| 3 | 1015332 | Wire Assembly, #10, Uninsulated | 1 |
| 4 | 1015737 | Wire Assy, #10 Red | 1 |
| 5 | 1015769 | Wire Assy, #6 White | 1 |
| 6 | 1015920 | Ground Wire Assembly | 1 |
| 7 | 101837301 | Wire Assy, #6 Green | 1 |
| 8 | 101987402 | Wire Harness Assy | 1 |

6

G

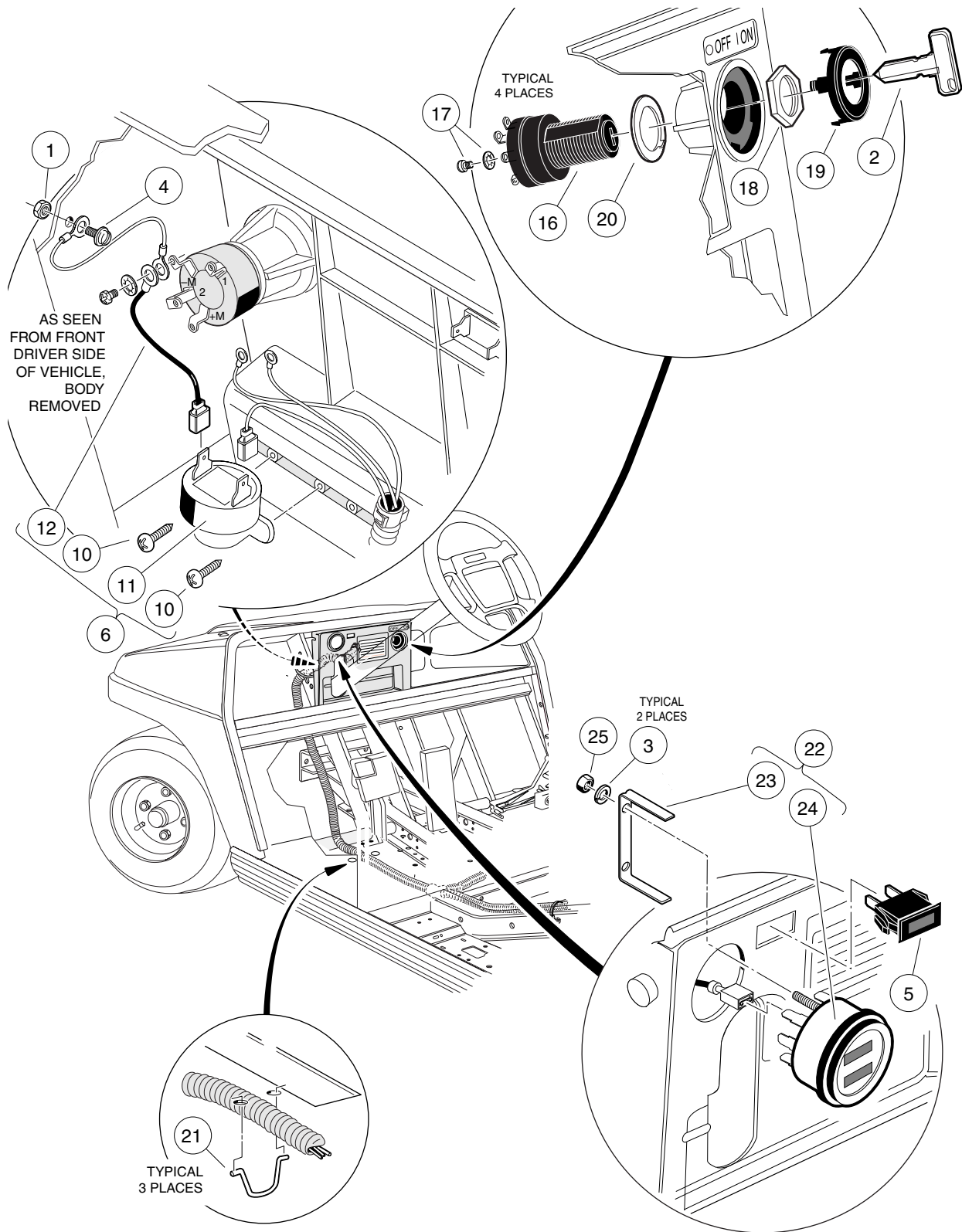


000327-001

ELECTRICAL COMPONENT BOX

| ITEM | PART NO. | DESCRIPTION | QTY |
|------|-----------|--|-----|
| | | 1 2 3 4 | |
| 1 | 1015752 | Screw, #12-16 X 0.625 Hi-Lo | 1 |
| 2 | 1016423 | Fuse, 20-Amp | 1 |
| 3 | N/A | Elec Component Box Asm, V4 (includes items 4 through 33) | 1 |
| 4 | 1010954 | Stud, 1/4-28 X 0.560 Ball | 1 |
| 5 | 1012295 | Fuse, 10-Amp | 1 |
| 6 | 1012431 | Washer, #4 Flat | 2 |
| 7 | 1013589 | Ring, 0.338" Internal Retaining | 1 |
| 8 | 1013609 | Solenoid, 12-Volt | 1 |
| 9 | 1014065 | Washer, 0.38" ID Delrin Flat | 1 |
| 10 | 1014119 | Wire Assembly #6 Red | 1 |
| 11 | 1014145 | Bushing, Secondary Weight, Split | 2 |
| 12 | 1014807 | Switch, Limit | 1 |
| 13 | 1014808 | Switch, Limit | 1 |
| 14 | 1014948 | Diode | 1 |
| 15 | 1015371 | Box, Electrical Component | 1 |
| 16 | 1015372 | Cover, Electric Box | 1 |
| 17 | 1015373 | Cam, Electric Box | 1 |
| 18 | 1015405 | Bolt, Carriage, 5/16-18 X 2.0 | 1 |
| 19 | 1015737 | Wire Assy, #10 Red | 1 |
| 20 | 1015741 | Fuse Block | 1 |
| 21 | 1015752 | Screw, #12-16 X 0.625 Hi-Lo | 4 |
| 22 | 1015878 | Screw, #4-40 Hex Head Machine | 2 |
| 23 | N/A | Wire Assy, #16 Orange | 1 |
| 24 | 101821301 | Bell Crank Weld Asm | 1 |
| 25 | 101856102 | Screw, 1/4-15 X 1.50 Hi-lo Hex | 1 |
| 26 | 101987402 | Wire Harness Assy | 1 |
| 27 | 102711201 | Voltage Regulator | 1 |
| 28 | 1242 | Nut, 5/16-18 Hex | 2 |
| 29 | 7893 | Nut, #10-32 Hex | 2 |
| 30 | 8057 | Nut, #4-40 Hex Machine | 4 |
| 31 | 8058 | Lockwasher, #4 Helical Split | 2 |
| 32 | 8717 | Locknut, 1/4-28 Nylon Insert | 1 |
| 33 | 8990 | Tie Wrap, 8" Nylon | 2 |
| 34 | 1241 | Washer, 5/16 Type A Flat | 2 |
| 35 | 7473 | Locknut, 5/16-18 Nylon Insert | 2 |
| 36 | 7818 | Bolt, Carriage, 5/16-18 X 1.5 | 1 |

6
G



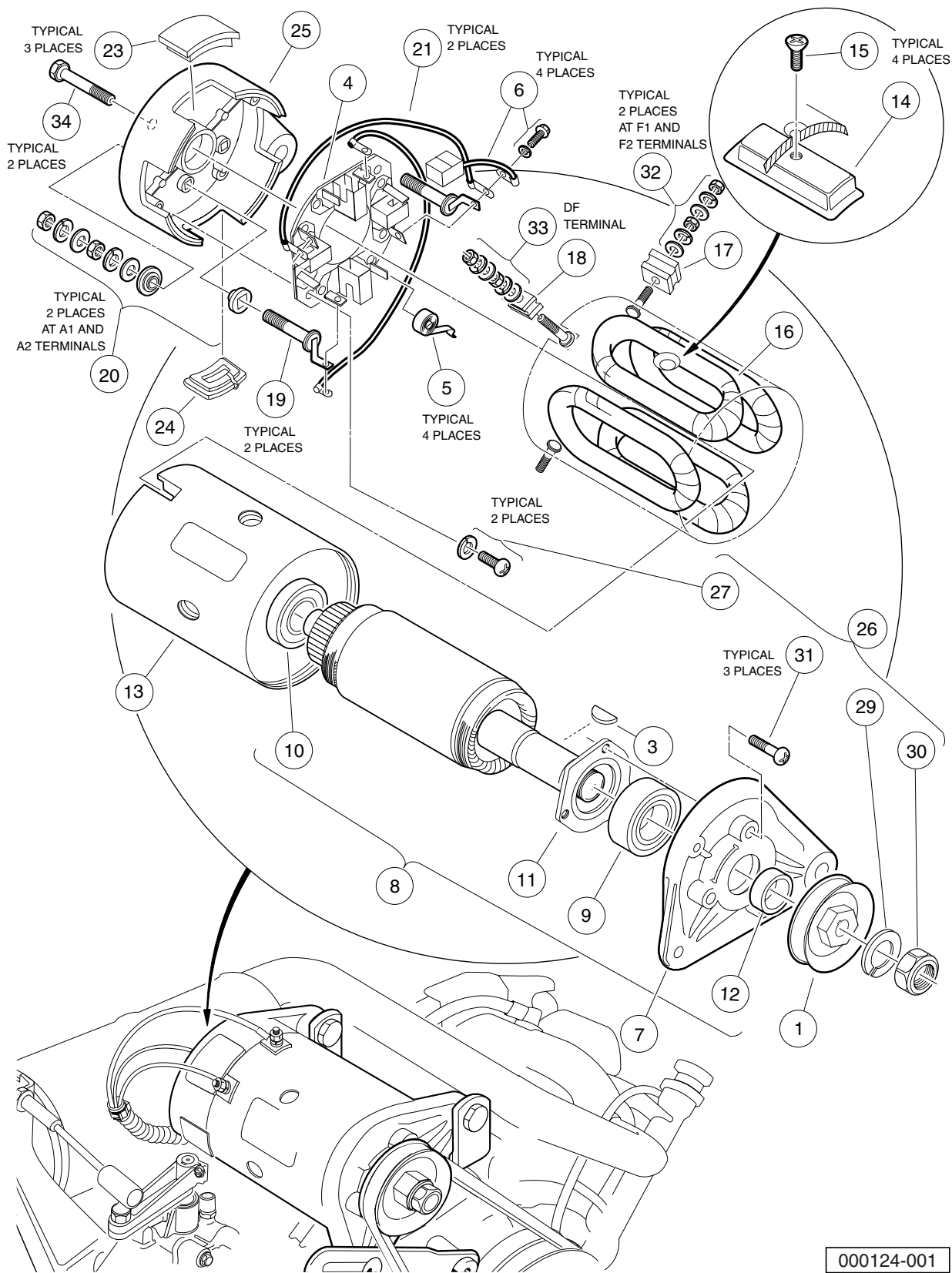
000330-001

CONTROLS AND INDICATORS

| ITEM | PART NO. | DESCRIPTION | QTY |
|---|-----------|---|-----|
| | | 1 2 3 4 | |
| 1 | 1011229 | Locknut, #6-32 Whiz | 1 |
| 2 | 1012505 | Keys (set of 2) | 2 |
| 3 | N/A | Lockwasher, M4 | 2 |
| 4 | 1015720 | Screw, #6-32 X 1/2 Hex Washer-Head | 1 |
| 5 | 1016630 | Light, Oil | 1 |
| 6 | 1016859 | Kit, Reverse Buzzer (includes items 7 through 15) | 1 |
| 7 | 1011229 | Locknut, #6-32 Whiz | 1 |
| 8 | 1012431 | Washer, #4 Flat | 2 |
| 9 | 1015720 | Screw, #6-32 X 1/2 Hex Washer-Head | 1 |
| 10 | 1016849 | Screw, #4-24 X 0.33 Pan-Head Machine | 2 |
| 11 | 1016851 | Buzzer, Reverse (9-48 VDC) | 1 |
| 12 | N/A | Wire Assembly Black #18 | 1 |
| 13 | 8056 | Screw, #4-40 X 0.75 Round-Head Machine | 2 |
| 14 | 8057 | Nut, #4-40 Hex Machine | 2 |
| 15 | 8058 | Lockwasher, #4 Helical Split | 2 |
| 16 | 101826301 | Key Switch, 12-Volt, Off/On | 1 |
| 17 | 101830601 | Screw and Washer Assembly | 4 |
| 18 | 101830701 | Nut, Key Switch | 1 |
| 19 | 101834502 | Cap, Black Key Switch | 1 |
| 20 | 101851101 | Washer, Key Switch | 1 |
| 21 | 101900901 | Harness Retainer | 3 |
| 22 | 101990703 | Gauge, Fuel/Hour, with Bracket (includes items 23 and 24) | 1 |
| 23 | 102025901 | Bracket, Fuel Gauge/Hour Meter | 1 |
| 24 | N/A | Gauge, Fuel/Hour | 1 |
| 25 | 101991101 | Nut, M4-0.7 | 2 |
| <p>Note: Items 7 through 9, and 13 through 15 are included in the reverse buzzer kit, but are not used in this application.</p> | | | |

6

G

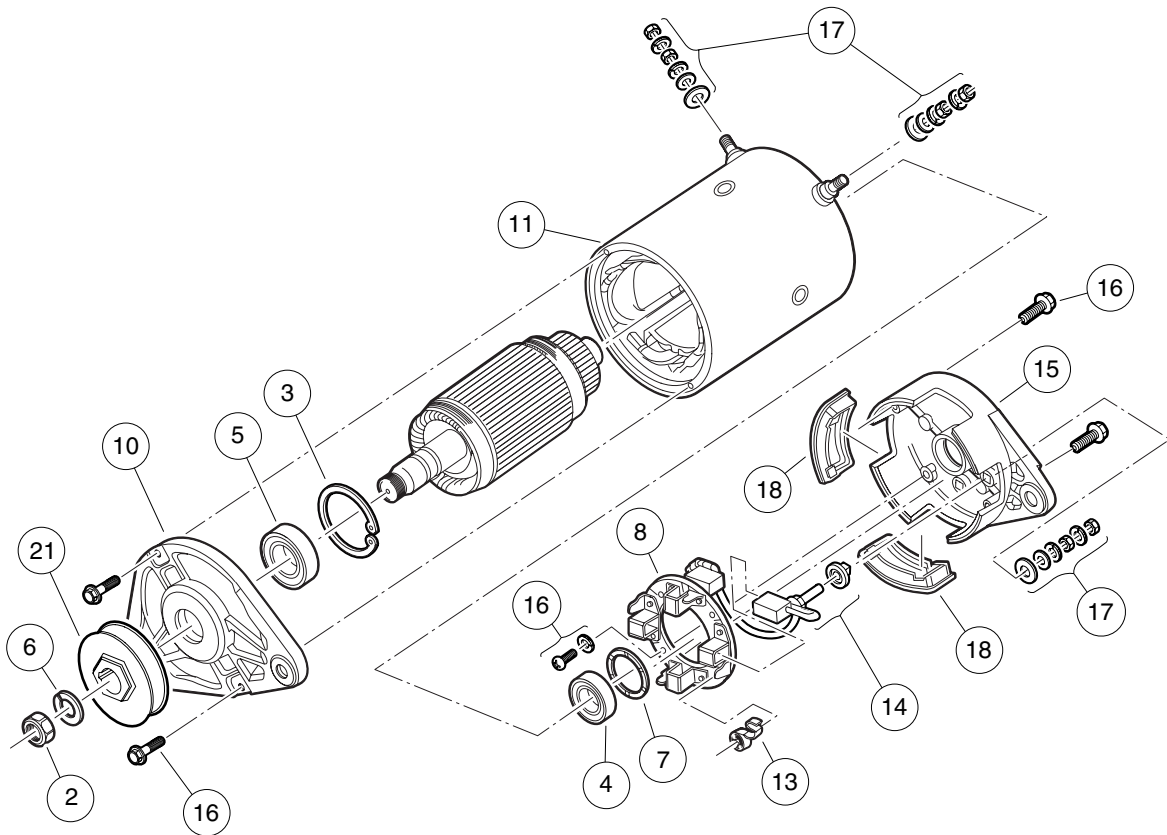


000124-001

STARTER/GENERATOR ASSEMBLY MODEL G425419 – GASOLINE VEHICLES

| ITEM | PART NO. | DESCRIPTION | QTY |
|--|-----------|--|-----|
| | | 1 2 3 4 | |
| 1 | 1014289 | Pulley, Starter/Generator | 1 |
| 2 | 101833701 | Starter/Generator (cw) (includes items 3 through 34) | 1 |
| 3 | 1013003 | Key, Starter/Generator | 1 |
| 4 | 101301102 | Brush Holder Assembly (cw) (includes item 5) | 1 |
| 5 | 101878101 | Brush Spring Set | 4 |
| 6 | 101869302 | Brush and Screw Set (cw) | 1 |
| 7 | 101874901 | Front Bracket | 1 |
| 8 | 101875101 | Armature (includes items 9 through 12) | 1 |
| 9 | 1013001 | Bearing, Output Shaft Ball | 1 |
| 10 | 1013005 | Bearing, Ball | 1 |
| 11 | 101875001 | Retainer | 1 |
| 12 | 101939901 | Spacer | 1 |
| 13 | 101875201 | Field Coil Housing | 1 |
| 14 | 101875301 | Pole Set | 1 |
| 15 | 101875401 | Screw Set | 1 |
| 16 | 101875501 | Field Stator Coil Assembly | 1 |
| 17 | 101875601 | F Insulator Set | 2 |
| 18 | 101875701 | DF Insulator | 1 |
| 19 | 101875802 | A Connector (cw) | 1 |
| 20 | 101876001 | Screw and Mold Assembly | 2 |
| 21 | 101876202 | Brush Connector Assembly (cw) | 2 |
| 22 | 101876301 | Cover Set (includes items 23 and 24) | 1 |
| 23 | N/A | Brush Inspection Port Cover | 3 |
| 24 | N/A | Brush Port Cover w/Drain | 1 |
| 25 | 101876402 | Rear Bracket (cw) | 1 |
| 26 | 101876501 | Nut and Screw Set (includes items 27 through 31) | 1 |
| 27 | 101896501 | Brush Holder Asm Screw | 2 |
| 28 | N/A | Washer, M5 Flat | 1 |
| 29 | N/A | Washer, M14 Lock | 1 |
| 30 | N/A | Nut, Hex, M14 x 2 | 1 |
| 31 | N/A | Screw, M5 x 0.8 x 18mm | 3 |
| 32 | 101877601 | Nut and Washer Set | 2 |
| 33 | 101877701 | Nut and Washer Set | 1 |
| 34 | 101879001 | Through Bolt Set | 2 |
| <p>Note: Item 1 will ONLY fit Model G425419 Starter/Generator.</p> | | | |

6
G



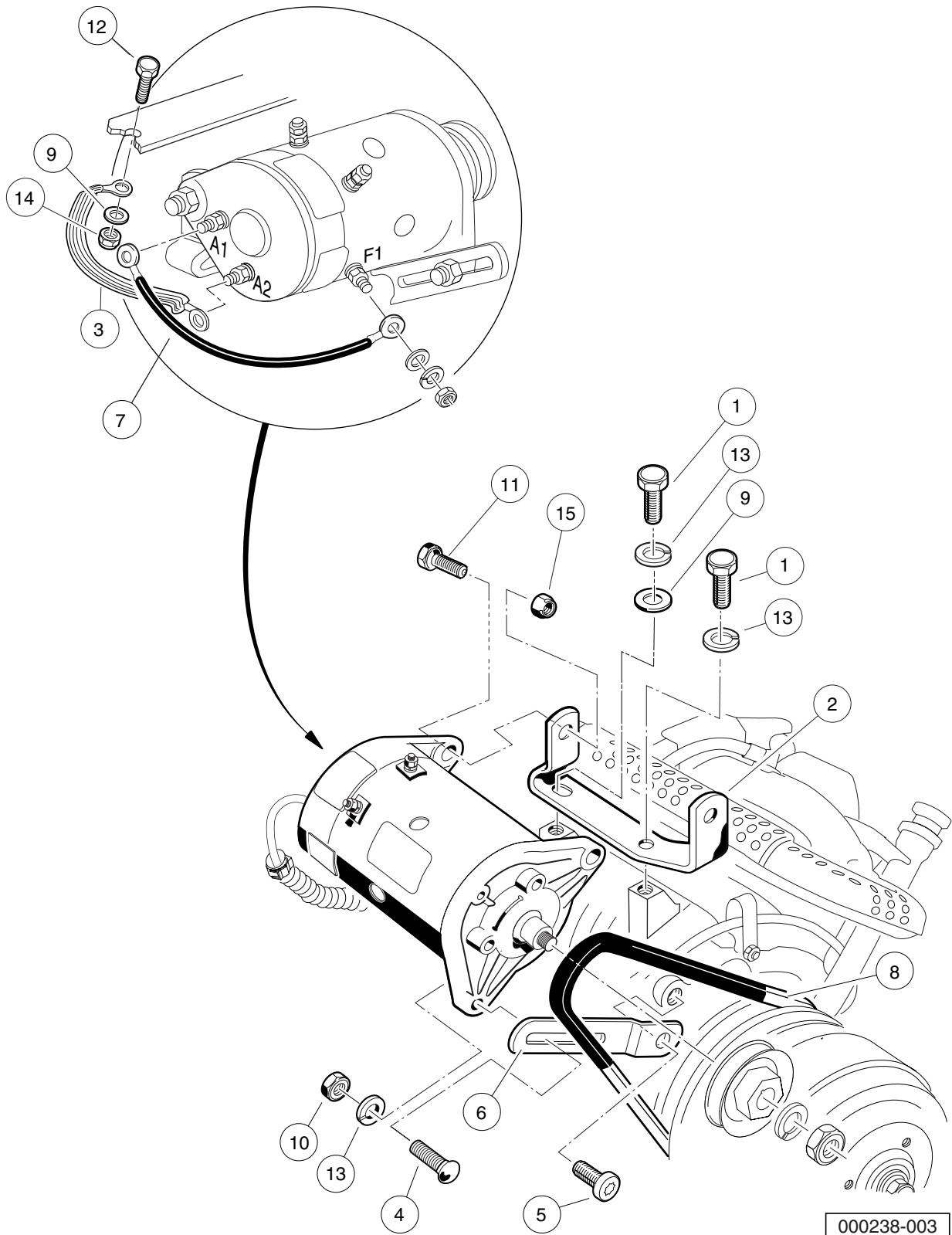
000124-002

STARTER/GENERATOR ASSEMBLY MODEL 114-01-4005 – GASOLINE VEHICLES

| ITEM | PART NO. | DESCRIPTION | QTY |
|---|-----------|--|-----|
| | | 1 2 3 4 | |
| 1 | N/A | Starter/Generator Bi-Rotational (includes items 2 through 18) | 1 |
| 2 | 102838701 | Nut, Hex M14, Start/gen | 1 |
| 3 | 102838801 | Ring, Retaining, Starter/gen | 1 |
| 4 | 102838901 | Bearing, Ball, 1.37 | 1 |
| 5 | 102839001 | Bearing, Ball , 1.85 | 1 |
| 6 | 102839301 | Lockwasher, M14, Start/gen | 1 |
| 7 | 102841101 | Washer, Wave, Start/gen | 1 |
| 8 | 102844401 | Assembly, Brush Plate, Starter/Generator | 1 |
| 9 | N/A | Asm, Armature, Starter/Generator | 1 |
| 10 | 102844601 | Head, Drive End, Starter Gen | 1 |
| 11 | 102844701 | Asm, Frame and Field, Starter/Generator | 1 |
| 12 | 103347101 | Kit, Spring Brush, Starter/Generator (includes item 13) | 1 |
| 13 | N/A | Spring, Brush, Starter/gen | 4 |
| 14 | 103347301 | Set, Brush Term, S-g | 1 |
| 15 | 103347601 | Head, Comm End, S-g | 1 |
| 16 | 103347701 | Set, Fast, Ceh Deh, S-g | 1 |
| 17 | 103347801 | Set, Term Hadrware, S/G | 1 |
| 18 | 103347901 | Kit, Cover, Brush Insp, Starter/Generator (includes items 19 and 20) | 1 |
| 19 | N/A | Plug, Rubber Drain, Start/Generator | 3 |
| 20 | N/A | Plug, Rubber Cover, Start/gen | 1 |
| 21 | 102711001 | Pulley, V-Belt | 1 |
| <p>Note: Item 21 will ONLY fit Model 114-01-4005 Starter/Generator. For COMPLETE starter/generator replacement, order part nos. 101833701 - Starter/Generator (cw) and 1014289 - Pulley, Starter/Generator.</p> | | | |

6
G

6
G



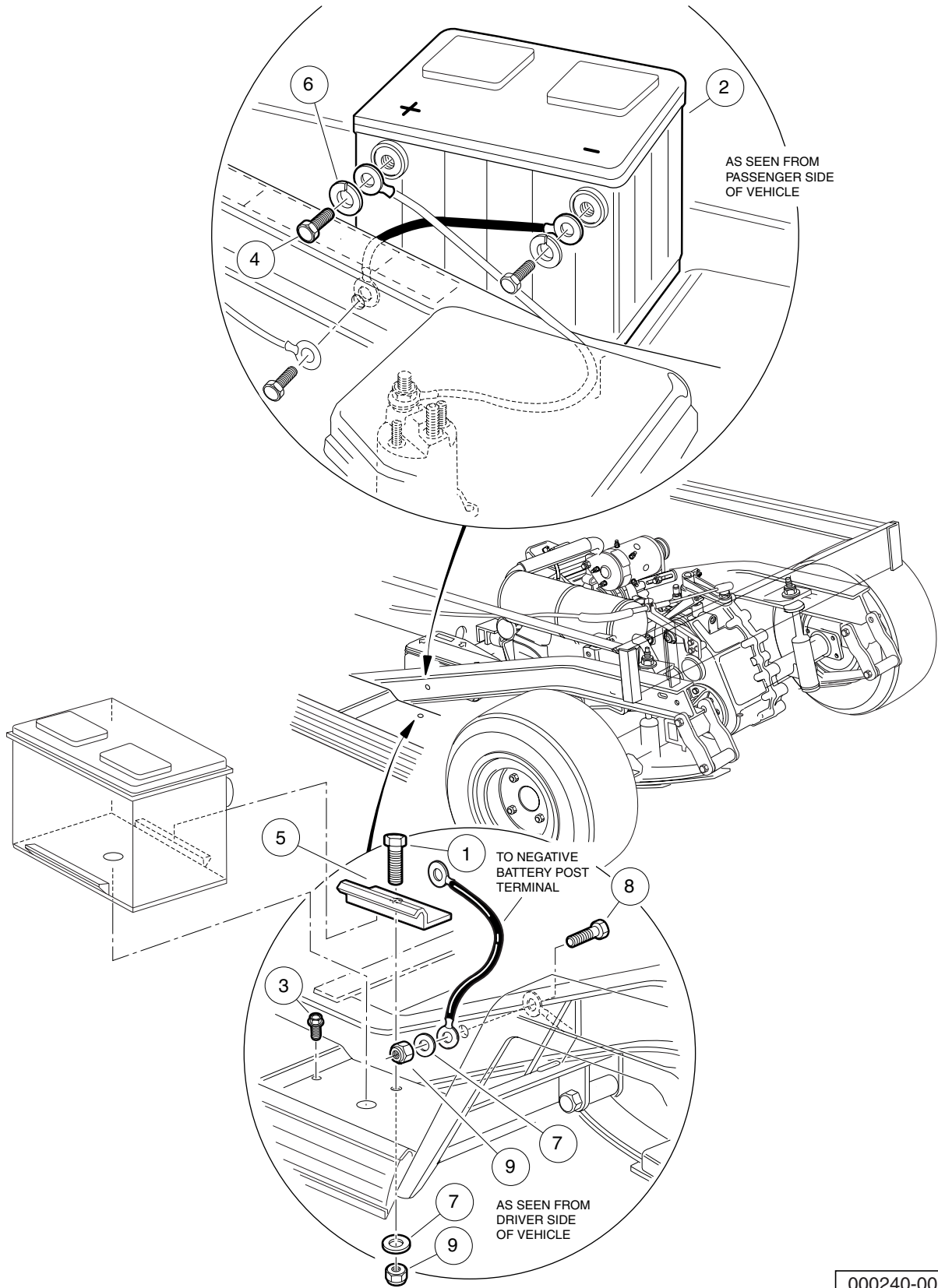
000238-003

FE290 STARTER/GENERATOR MOUNTING – GASOLINE DS VILLAGER 4

| ITEM | PART NO. | DESCRIPTION | QTY |
|------|-----------|---|-----|
| | | 1 2 3 4 | |
| 1 | 1012830 | Screw, M8-125 X 22 Hex-Head | 2 |
| 2 | 101524001 | Bracket, Starter/Generator Mounting (FE290) | 1 |
| 3 | 1015920 | Ground Wire Assembly | 1 |
| 4 | 1015932 | Bolt, Carriage, 5/16-18 | 1 |
| 5 | 1016074 | Screw, M8-1.25 X 18mm Torx | 1 |
| 6 | 1016883 | Bracket, Starter/Generator Adjustment | 1 |
| 7 | 101837301 | Wire Assy, #6 Green | 1 |
| 8 | 101916701 | V-Belt | 1 |
| 9 | 1241 | Washer, 5/16 Type A Flat | 1 |
| 10 | 1242 | Nut, 5/16-18 Hex | 1 |
| 11 | 705 | Screw, Cap-hex Hd 3/8-16x1.25 | 2 |
| 12 | 7173 | Screw, 5/16-18 X 0.75 Hex-Head Cap | 1 |
| 13 | 7174 | Lockwasher, 5/16 Split | 3 |
| 14 | 7473 | Locknut, 5/16-18 Nylon Insert | 1 |
| 15 | 8754 | Locknut, 3/8-16 Hex | 2 |

6
G

6
G



000240-001

BATTERY – GASOLINE VEHICLE

| ITEM | PART NO. | DESCRIPTION | QTY |
|------|-----------|---|-----|
| | | 1 2 3 4 | |
| 1 | 1010934 | Screw, 5/16-18 X 1.00 Hex Cap | 1 |
| 2 | 1012328 | Battery, 12-Volt | 1 |
| 3 | 1014288 | Screw, 5/16-18 X 0.75 Thread-Forming | 1 |
| 4 | 1014375 | Screw, 3/8-16 X 0.50 Stainless Steel Hex-Head | 2 |
| 5 | 101898001 | Clamp, Battery | 1 |
| 6 | 102355301 | Lockwasher, 3/8 Stainless Stl | 2 |
| 7 | 1241 | Washer, 5/16 Type A Flat | 2 |
| 8 | 7173 | Screw, 5/16-18 X 0.75 Hex-Head Cap | 1 |
| 9 | 7473 | Locknut, 5/16-18 Nylon Insert | 2 |

6
G

6

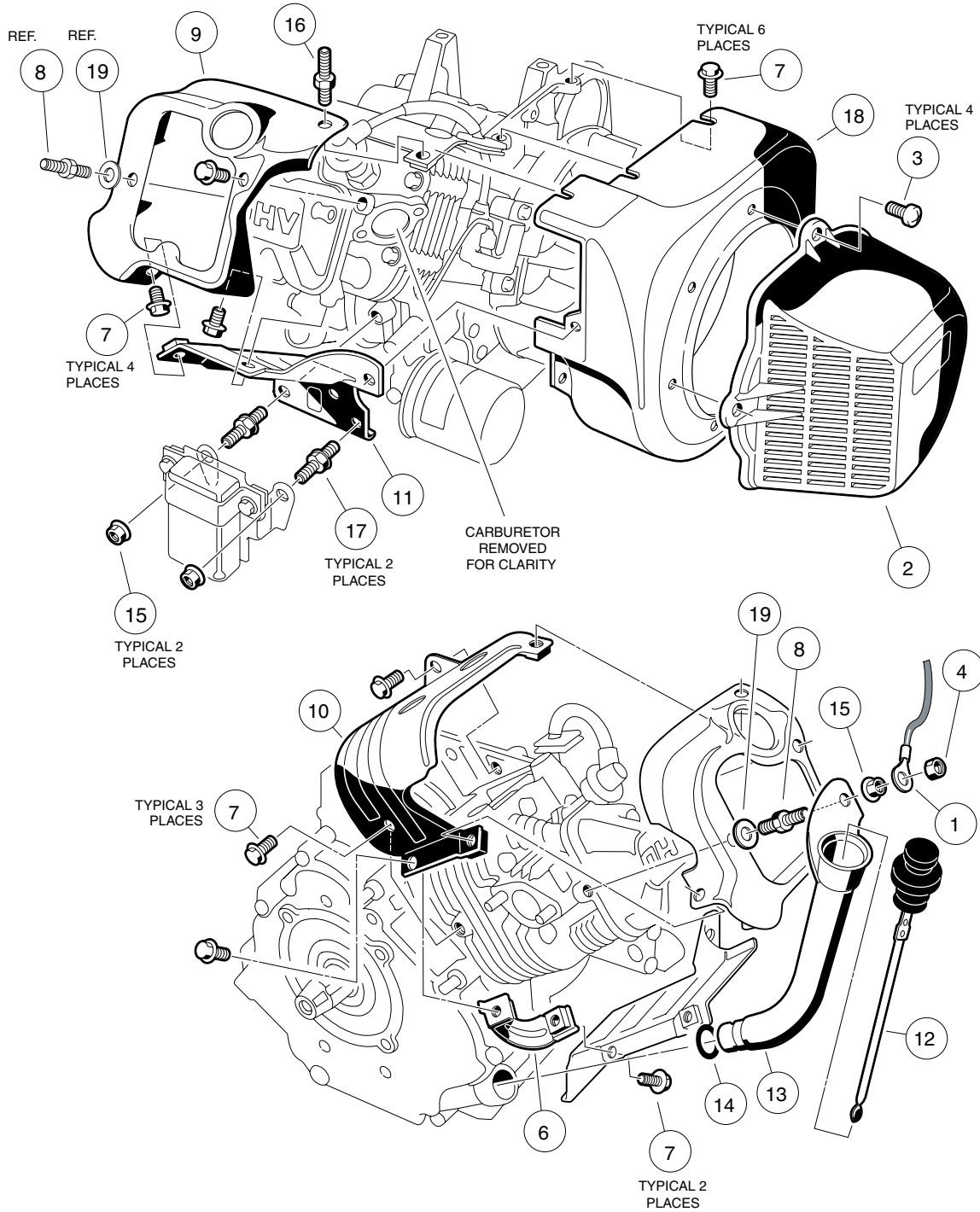
G

FE290 ENGINE

7

G

FE290 ENGINE



000194-001

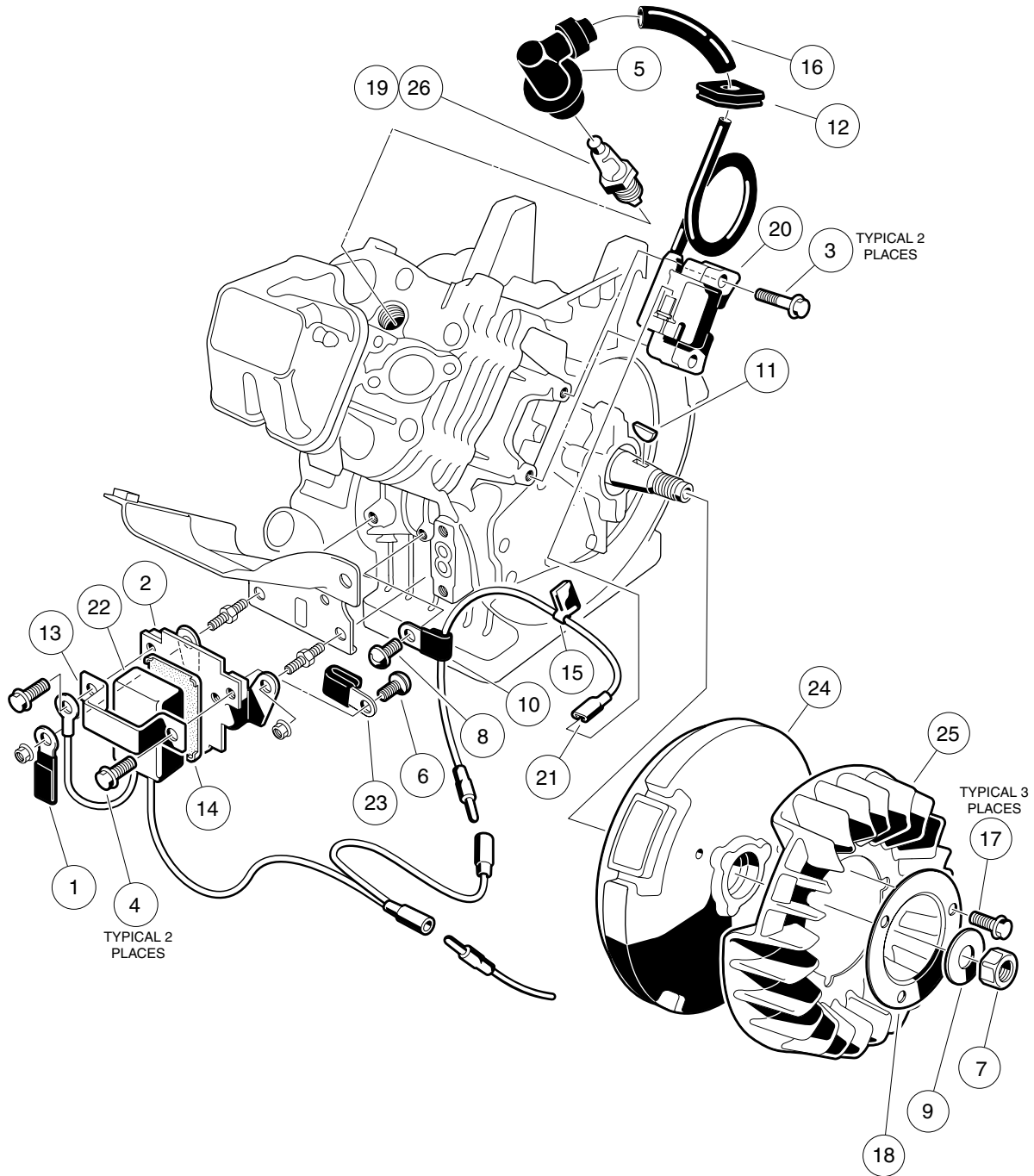
FE290 ENGINE – SHROUDS AND BRACKETS

| ITEM | PART NO. | DESCRIPTION | QTY |
|---|-----------|--|-----|
| | | 1 2 3 4 | |
| 1 | 1015332 | Wire Assembly, #10, Uninsulated | 1 |
| 2 | 1015649 | Shroud, Fan | 1 |
| 3 | 1015969 | Screw, M6-1.00 X 10mm Pan Hd | 4 |
| 4 | 101887601 | Locknut, M6-1.00 Nylon Insert | 1 |
| 5 | 101953901 | Engine, FE290 (cw) * (includes items 6 through 19) | 1 |
| 6 | 1016443 | Bracket | 1 |
| 7 | 1016456 | Bolt, Flange Head, M6 x 1 x 12 mm | 15 |
| 8 | 1016507 | Bolt, Two-Ended | 1 |
| 9 | 1016524 | Shroud, Engine, FE290D | 1 |
| 10 | 1016525 | Shroud, Engine, FE290D | 1 |
| 11 | 1016526 | Shroud, Engine, FE290D | 1 |
| 12 | 1016531 | Dipstick | 1 |
| 13 | 1016536 | Tube, Oil Filler, FE290D | 1 |
| 14 | 1016539 | O-Ring | 1 |
| 15 | 1016547 | Nut | 3 |
| 16 | 1017221 | Screw, M6-1.00 Stud | 1 |
| 17 | 101909701 | Stud, M6-1.00, Two-Ended | 2 |
| 18 | 101915601 | Housing, FE290 Fan | 1 |
| 19 | N/A | Washer, 6 mm Flat | 1 |
| * Note: FE290 engine component listings span several pages. | | | |

7

G

FE290 ENGINE



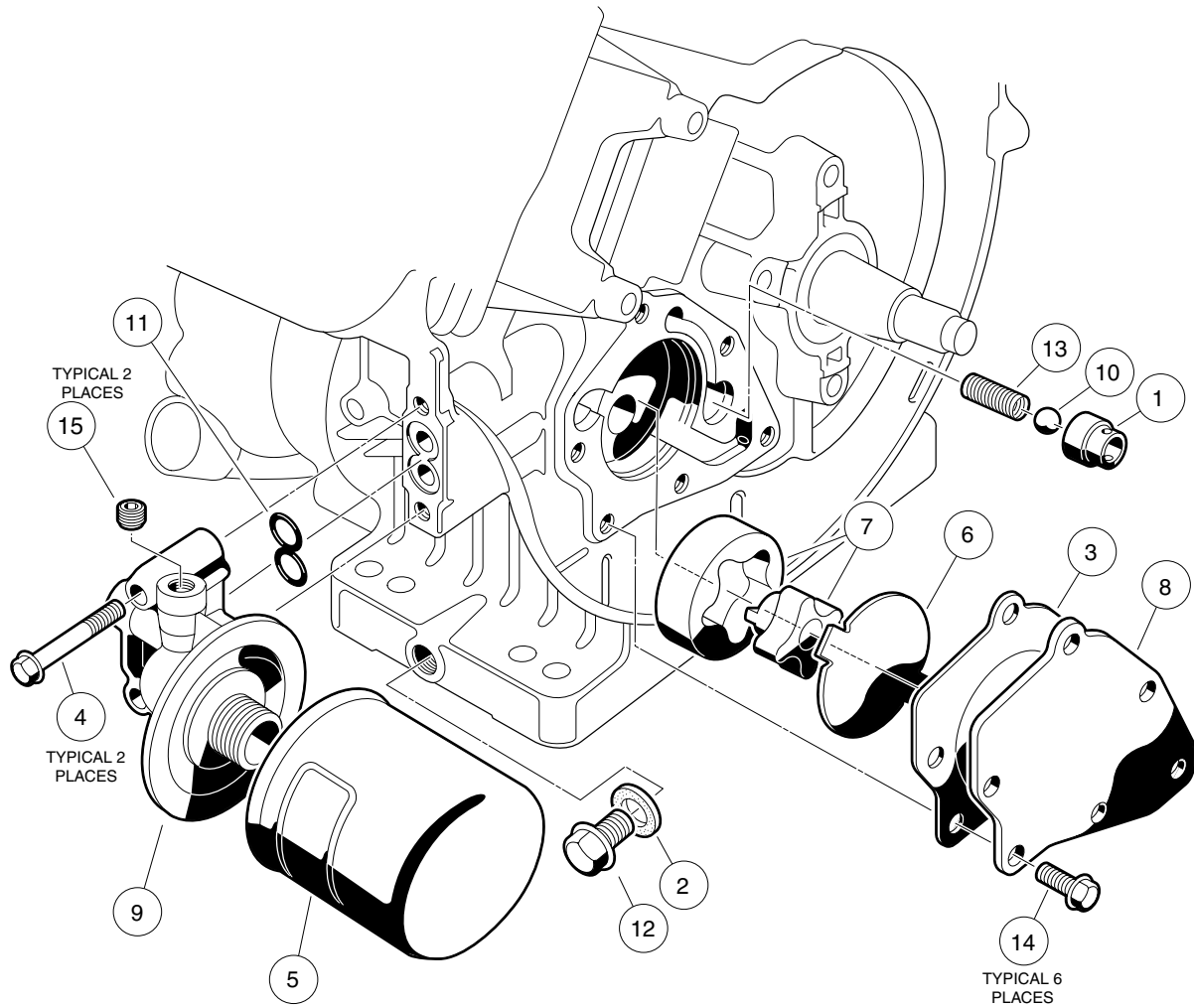
000195-001

FE290 ENGINE – IGNITION COMPONENTS AND FLYWHEEL

| ITEM | PART NO. | DESCRIPTION | QTY |
|------|-----------|---|-----|
| | | 1 2 3 4 | |
| 1 | 1012981 | Clamp | 1 |
| 2 | 1016445 | Bracket, RPM Limiter | 1 |
| 3 | 1016455 | Bolt, Flange Head | 2 |
| 4 | 1016456 | Bolt, Flange Head, M6 x 1 x 12 mm | 2 |
| 5 | 1016493 | Cap, Spark Plug | 1 |
| 6 | 1016497 | Screw, Pan WP Cross | 1 |
| 7 | 1016505 | Nut, Hex, Fine | 1 |
| 8 | 1016544 | Screw | 1 |
| 9 | 1016548 | Washer, M16 Flat | 1 |
| 10 | 1016561 | Clamp | 1 |
| 11 | 1016562 | Key | 1 |
| 12 | 1016578 | Grommet | 1 |
| 13 | 1016579 | Band, RPM Limiter Mount | 1 |
| 14 | 1016586 | Damper, RPM Limiter | 1 |
| 15 | 1016587 | Clamp | 1 |
| 16 | 1016588 | Tube, 7mm X 10mm X 70mm | 1 |
| 17 | 1017448 | Bolt, Flanged | 3 |
| 18 | 1017455 | Plate, Flywheel Fan | 1 |
| 19 | 101881101 | Spark Plug, OHV (Autolite) | 1 |
| 20 | 101909201 | Coil, Ignition | 1 |
| 21 | 101909301 | Lead Wire Assy | 1 |
| 22 | 101909401 | Limiter, RPM | 1 |
| 23 | N/A | Clamp, Steel | 1 |
| 24 | 101915701 | Flywheel Complete, FE290 | 1 |
| 25 | 101915801 | Fan, FE290 (cw) | 1 |
| 26 | AM10724 | Spark Plug, OHV (NGK) | 1 |

7
G

FE290 ENGINE



000196-001

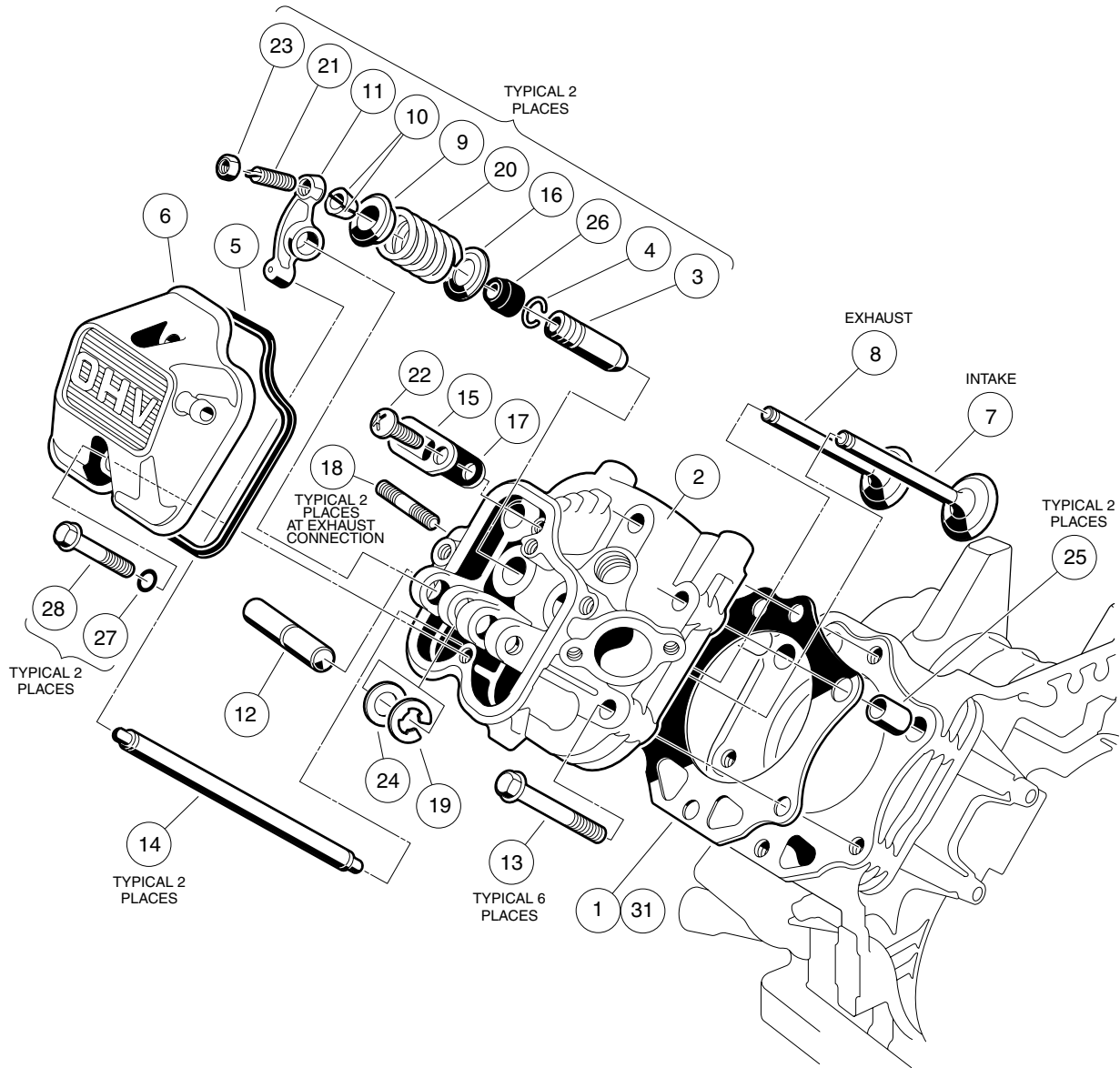
FE290 ENGINE – OIL CIRCULATION

| ITEM | PART NO. | DESCRIPTION | QTY |
|------|-----------|------------------------------------|-----|
| | | 1 2 3 4 | |
| 1 | 1016429 | Seat, Value Oil Press Relief | 1 |
| 2 | 1016432 | Gasket, Drain Plug | 1 |
| 3 | 1016435 | Gasket, Oil Pump | 1 |
| 4 | 1016457 | Bolt, Flange Head | 2 |
| 5 | 1016467 | Filter, Oil | 1 |
| 6 | 1016473 | Plate, Oil Pump | 1 |
| 7 | 101648203 | Oil Pump And Rotor | 1 |
| 8 | 1016484 | Cover, Pump | 1 |
| 9 | 1016502 | Bracket, Oil Filter Mount | 1 |
| 10 | 1016537 | Ball, Steel, Press, Relief | 1 |
| 11 | 1016570 | O-Ring | 1 |
| 12 | 1016576 | Plug, Drain | 1 |
| 13 | 1016581 | Spring | 1 |
| 14 | 1017456 | Bolt, Flanged | 6 |
| 15 | 1017507 | Plug | 2 |

7

G

FE290 ENGINE



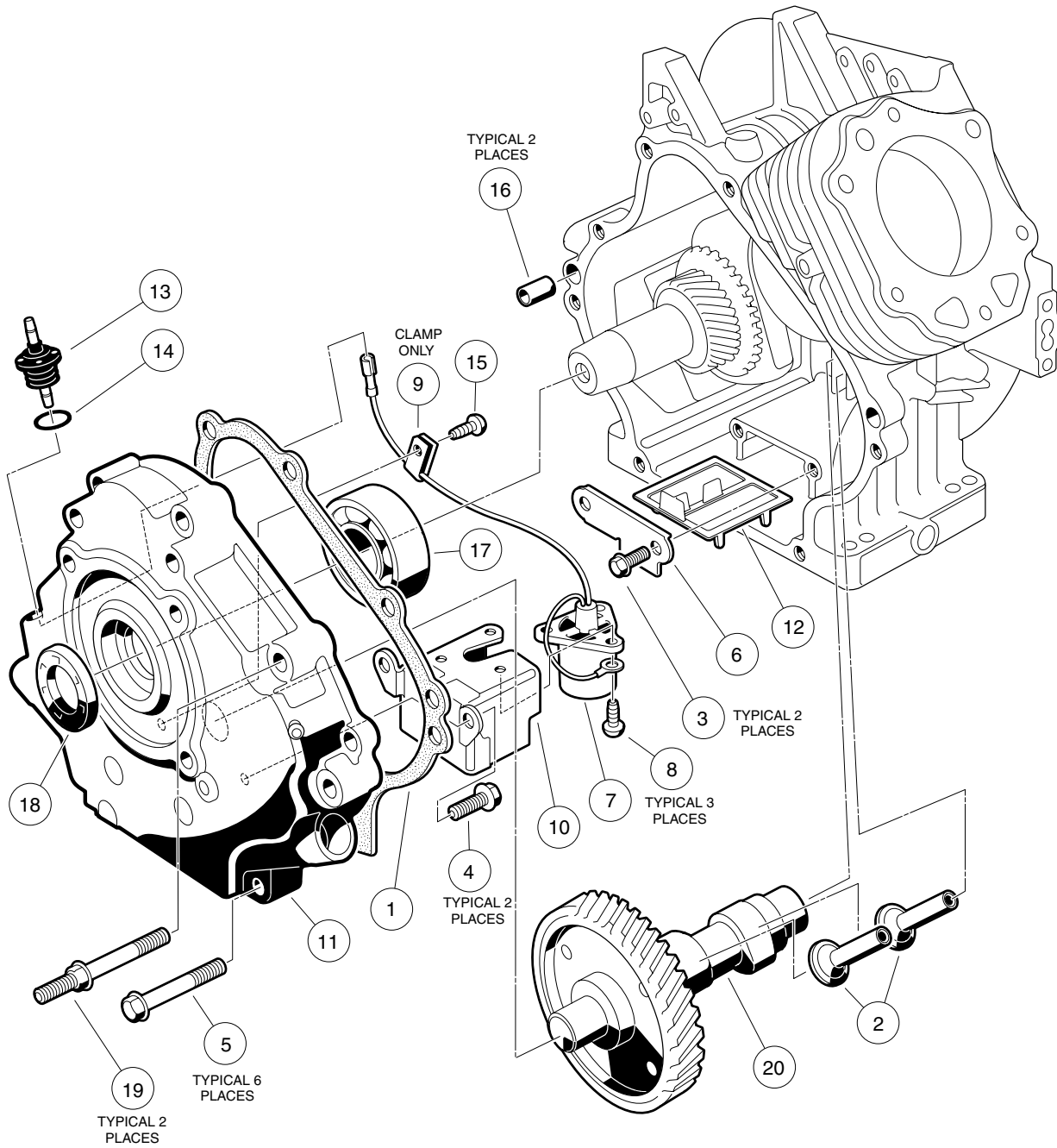
000197-001

FE290 ENGINE – CYLINDER HEAD

| ITEM | PART NO. | DESCRIPTION | QTY |
|------|-----------|--|-----|
| | | 1 2 3 4 | |
| 1 | 1016430 | Gasket, Head, FE290 | 1 |
| 2 | 1016431 | Head Assembly, FE290 Cylinder (includes items 3 and 4) | 1 |
| 3 | 1016519 | Guide, Valve, Intake | 2 |
| 4 | 1016560 | Snap Ring | 2 |
| 5 | 1016436 | Gasket, Rocker Case | 1 |
| 6 | 1016442 | Case, Rocker | 1 |
| 7 | 1016447 | Valve, Intake | 1 |
| 8 | 1016448 | Valve, Exhaust | 1 |
| 9 | 1016449 | Retainer, Valve Spring | 2 |
| 10 | 1016450 | Collet | 4 |
| 11 | 1016451 | Arm, Rocker | 2 |
| 12 | 1016452 | Shaft, Rocker | 1 |
| 13 | 1016458 | Bolt, Flange Head, M8 x 1.25 x 45 mm | 6 |
| 14 | 1016471 | Rod, Push | 2 |
| 15 | 1016474 | Plate | 1 |
| 16 | 1016479 | Seat, Spring | 2 |
| 17 | 1016483 | Valve | 1 |
| 18 | 1016489 | Stud, Two-Ended, M8-1.25 | 2 |
| 19 | 1016517 | Circlip, Type-E | 1 |
| 20 | 1016523 | Spring, Engine Valve | 2 |
| 21 | 1016542 | Screw | 2 |
| 22 | 1016544 | Screw | 1 |
| 23 | 1016545 | Nut | 2 |
| 24 | 1016549 | Washer, 12.1x19x1.8 | 1 |
| 25 | 1016563 | Pin | 2 |
| 26 | 1016566 | Seal, Oil | 2 |
| 27 | 1016569 | O-Ring | 2 |
| 28 | 1016583 | Bolt, 6x35 | 2 |
| 29 | 102304701 | Kit, Gasket, FE290 (includes items 30 through 33) | 1 |
| 30 | 1015330 | Gasket, Exhaust | 1 |
| 31 | 1016430 | Gasket, Head, FE290 | 1 |
| 32 | 1016440 | Gasket, Engine to Insulator | 1 |
| 33 | 1016446 | Gasket, Crankcase Cover | 1 |

7
G

FE290 ENGINE



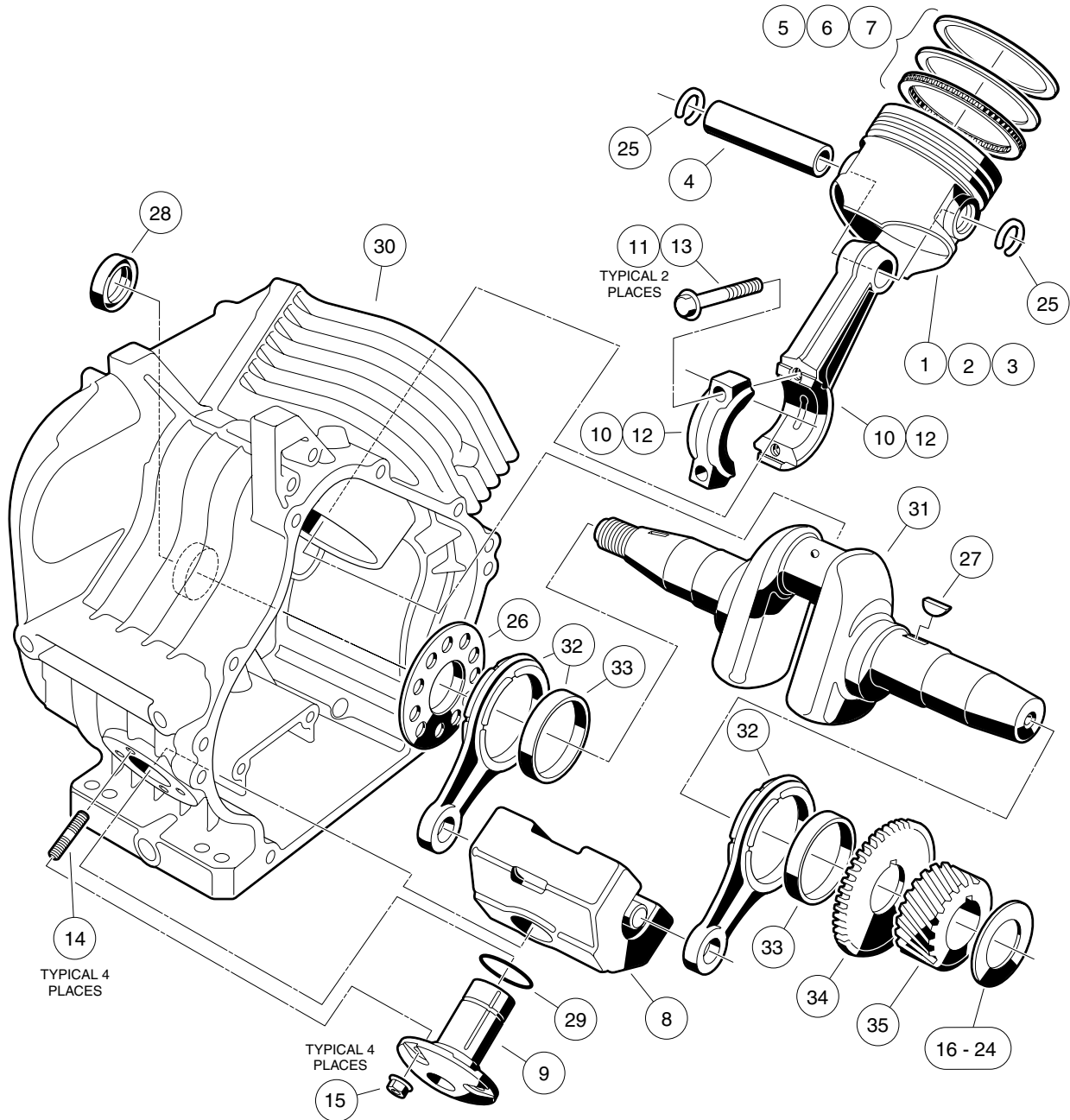
000198-001

FE290 ENGINE – CRANKCASE, CAMSHAFT, AND OIL SENSOR

| ITEM | PART NO. | DESCRIPTION | QTY |
|------|-----------|--|-----|
| | | 1 2 3 4 | |
| 1 | 1016446 | Gasket, Crankcase Cover | 1 |
| 2 | 1016453 | Tappet | 2 |
| 3 | 1016454 | Bolt, Flange Head, M5 x 0.8 x 8 mm | 2 |
| 4 | 1016456 | Bolt, Flange Head, M6 x 1 x 12 mm | 2 |
| 5 | 1016458 | Bolt, Flange Head, M8 x 1.25 x 45 mm | 6 |
| 6 | 1016472 | Plate, Oil Filter Screen | 1 |
| 7 | 1016494 | Sensor, Oil Level | 1 |
| 8 | 1016496 | Screw, Cross Pan-Head, M4 x 0.7 x 8 mm | 3 |
| 9 | 1016506 | Clamp | 1 |
| 10 | 1016510 | Bracket, Switch, Oil Level | 1 |
| 11 | 1016520 | Cover, Crankcase | 1 |
| 12 | 1016521 | Screen, Oil Filter | 1 |
| 13 | 1016535 | Connector, Cord | 1 |
| 14 | 1016538 | O-Ring | 1 |
| 15 | 1016544 | Screw | 1 |
| 16 | 1016564 | Pin | 2 |
| 17 | 1016565 | Bearing, Ball | 1 |
| 18 | 1016567 | Seal, Crankshaft | 1 |
| 19 | 1016584 | Bolt, Two-Ended, M8 x 1.25 x 69 mm | 2 |
| 20 | 101915401 | Camshaft Complete, FE290 | 1 |

7
G

FE290 ENGINE



000199-001

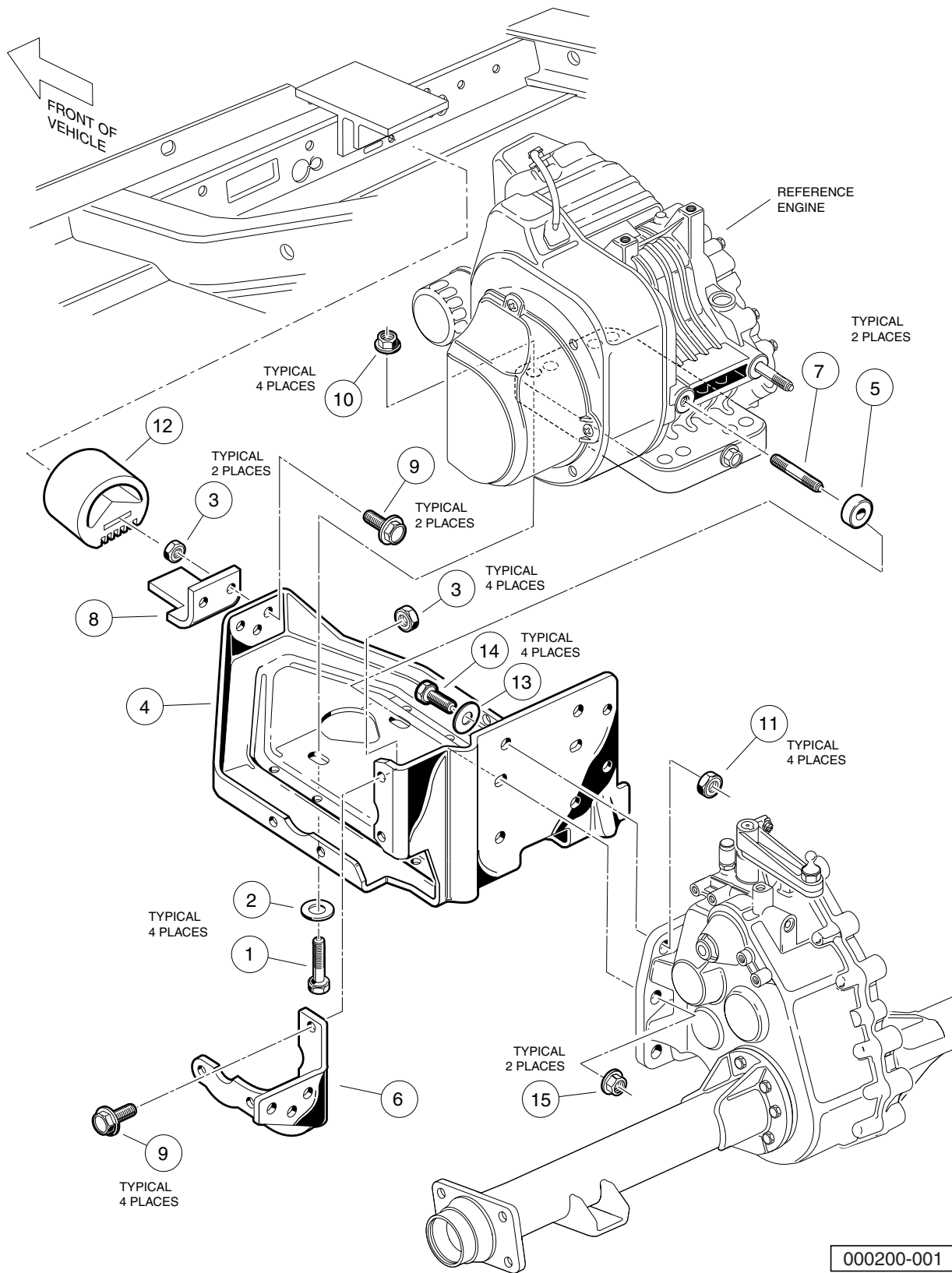
FE290 ENGINE – CRANKCASE AND CRANKSHAFT

| ITEM | PART NO. | DESCRIPTION | QTY |
|------|-----------|---|-----|
| | | 1 2 3 4 | |
| 1 | 101645901 | Piston | 1 |
| 2 | 101645902 | Piston, Engine 0.25 mm Over | 1 |
| 3 | 101645903 | Piston, Engine 0.50 mm Over | 1 |
| 4 | 1016460 | Pin, Piston | 1 |
| 5 | 101646101 | Ring Set, Piston | 1 |
| 6 | 101646102 | Ring Set, Piston 0.25 mm Over | 1 |
| 7 | 101646103 | Ring Set, Piston 0.50 mm Over | 1 |
| 8 | 1016469 | Weight, Counterbalance | 1 |
| 9 | 1016470 | Shaft, Guide, Counterbalance | 1 |
| 10 | 101647501 | Rod Assembly (includes item 11) | 1 |
| 11 | 1016509 | Bolt | 2 |
| 12 | 101647502 | Rod Assembly, Connecting 0.50 mm Under (includes item 13) | 1 |
| 13 | 1016509 | Bolt | 2 |
| 14 | 1016541 | Stud, 6x14 | 4 |
| 15 | 1016547 | Nut | 4 |
| 16 | 101655001 | Shim, Crankshaft T=1.13 | A/R |
| 17 | 101655002 | Shim, Crankshaft T=1.18 | A/R |
| 18 | 101655003 | Shim, Crankshaft T=1.23 | A/R |
| 19 | 101655004 | Shim, Crankshaft T=1.28 | A/R |
| 20 | 101655005 | Shim, Crankshaft T=1.33 | A/R |
| 21 | 101655006 | Shim, Crankshaft T=1.38 | A/R |
| 22 | 101655007 | Shim, Crankshaft T=1.43 | A/R |
| 23 | 101655008 | Shim, Crankshaft T=1.48 | A/R |
| 24 | 101655009 | Shim, Crankshaft T=1.53 | A/R |
| 25 | 1016558 | Ring, Snap | 2 |
| 26 | 1016559 | Spacer | 1 |
| 27 | 1016562 | Key | 1 |
| 28 | 1016568 | Seal, Oil | 1 |
| 29 | 1016571 | O-Ring | 1 |
| 30 | 101915501 | Crankcase Complete, FE290 (cw) | 1 |
| 31 | 101922301 | Crankshaft, FE290 Left-Hand Thread (includes items 32 through 35) | 1 |
| 32 | 1016516 | Rod (includes item 33) | 2 |
| 33 | 1016580 | Bearing, Plane | 1 |
| 34 | 1016532 | Gear, Spur | 1 |
| 35 | 1016533 | Gear, Helical | 1 |

7

G

7
G



FE290 ENGINE MOUNTING

| ITEM | PART NO. | DESCRIPTION | QTY |
|------|-----------|--------------------------------------|-----|
| | | 1 2 3 4 | |
| 1 | 1010577 | Bolt, Hex-Head, 5/16-18 X 1.50 | 4 |
| 2 | 1012571 | Washer, 5/16 Extra Thick Flat | 4 |
| 3 | 1013924 | Nut, 5/16-24 Hex Head Cone | 6 |
| 4 | 101827101 | Plate, Engine Mounting | 1 |
| 5 | 101832101 | Spacer, Powdered Metal | 2 |
| 6 | 101832701 | Stiffener (Flywheel Side) | 1 |
| 7 | 101833201 | Stud, M8-1.25 X 60mm Two-Ended | 2 |
| 8 | 101834601 | Snubber Bracket | 1 |
| 9 | 101884801 | Screw, 5/16-24 X 0.875 Grade-8 | 6 |
| 10 | 101963401 | Locknut, 5/16-18 Hex Flange | 4 |
| 11 | 102065901 | Locknut, 3/8-16 Flanged Dimple | 4 |
| 12 | 102540301 | Inner Frame Snubber | 1 |
| 13 | 334 | Washer, 3/8 Type A Flat | 4 |
| 14 | 705 | Screw, Cap-hex Hd 3/8-16x1.25 | 4 |
| 15 | 96704416 | Nut Flg, M8 X 1.25 Serrated | 2 |

7

G

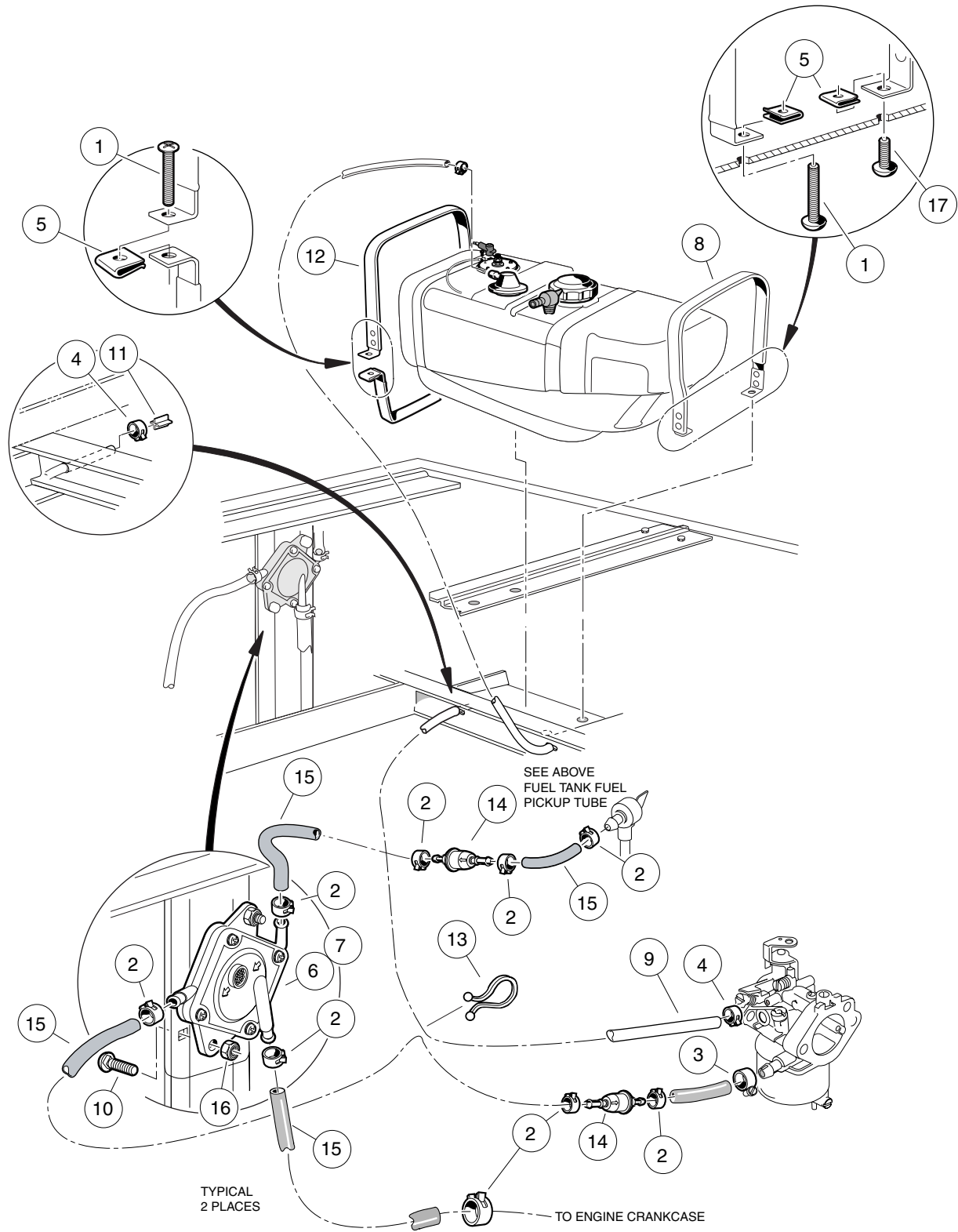
7

G

FUEL, INTAKE, AND GOVERNOR SYSTEMS

8

G



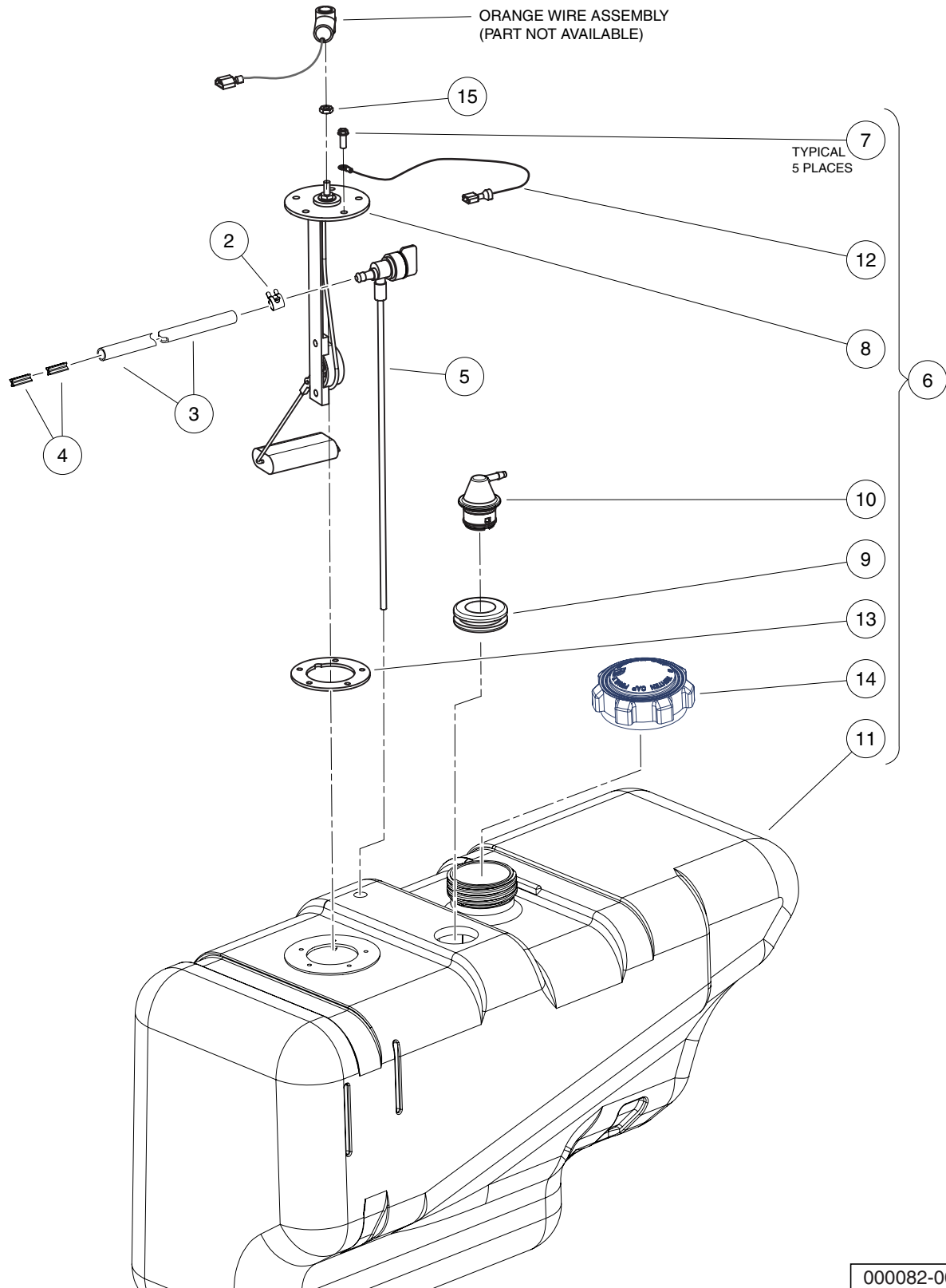
000210-004

FUEL SYSTEM

| ITEM | PART NO. | DESCRIPTION | QTY |
|--|-----------|--|-----|
| | | 1 2 3 4 | |
| 1 | 1011988 | Screw, 1/4-20 X 2.00 Phillips Truss-Head | 2 |
| 2 | 1012649 | Clamp, 0.460 Red Hose | 9 |
| 3 | 1013687 | Clamp, 3/8" Hose (screw type) | 1 |
| 4 | 1013746 | Clamp, 0.301 ID Hose | 2 |
| 5 | 1014116 | Nut, 1/4-20 Speed | 3 |
| 6 | 1014523 | Pump, Impulse Fuel | 1 |
| 7 | 1014524 | Kit, Impulse Pump Rebuild | A/R |
| 8 | 1014928 | Fuel Strap Assembly Rear | 1 |
| 9 | 1015137 | Fuel Line (available by the foot) | A/R |
| 10 | 1017203 | Carriage Bolt | 2 |
| 11 | 101824401 | Vent Barb | 1 |
| 12 | 101955301 | Fuel Strap Assy, Front | 1 |
| 13 | 101987701 | Clamp, Plastic Tie | 1 |
| 14 | 102003201 | Filter, Fuel, 30 Micron | 2 |
| 15 | 102865101 | Fuel Line | A/R |
| 16 | 8233 | Locknut, 1/4-20 Nylon Insert | 2 |
| 17 | 8248 | Screw, 1/4-20 X 0.75 Truss-Head Machine | 1 |
| Note: Total fuel line length: 47 inches (119.4 cm) | | | |

8

G

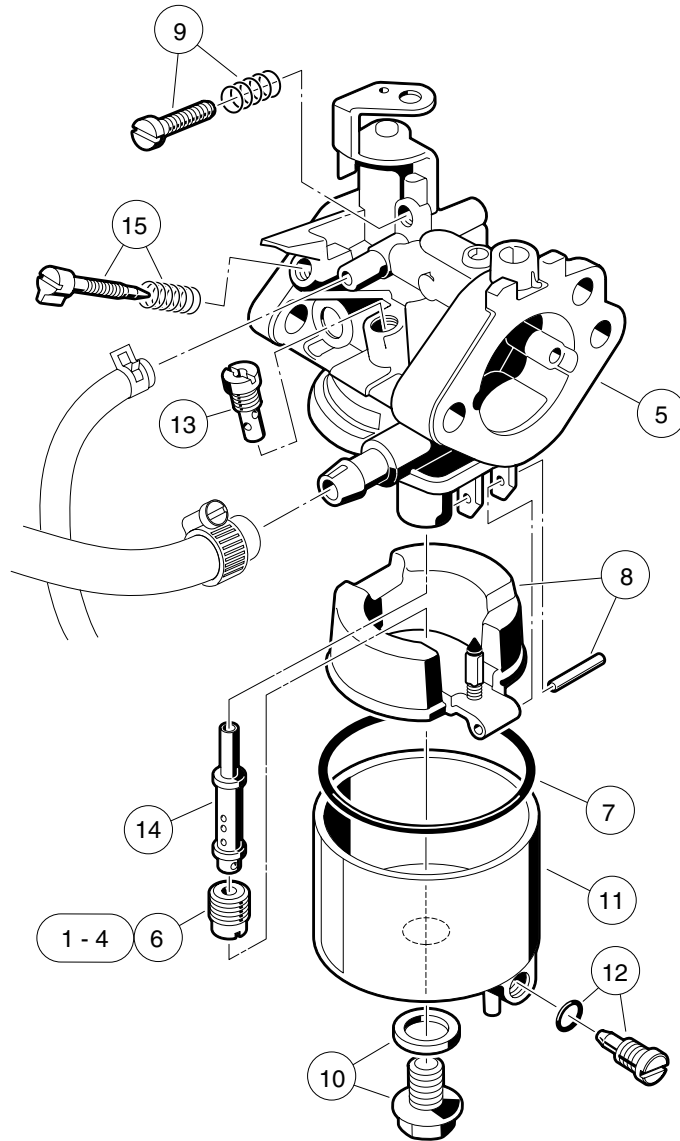


FUEL TANK WITH FUEL LEVEL SENDING UNIT

| ITEM | PART NO. | DESCRIPTION | QTY |
|--|-----------|---|-----|
| | | 1 2 3 4 | |
| 1 | 1016004 | Tank Kit w/Sending Unit (includes items 2 through 6) | 1 |
| 2 | 1013746 | Clamp, 0.301 ID Hose | 2 |
| 3 | 101587703 | Hose, Fuel, Vent, 22" Long | 1 |
| 4 | 101824401 | Vent Barb | 2 |
| 5 | 101896901 | Fuel Pickup w/Shut-Off Valve | 1 |
| 6 | N/A | Fuel Tank with Sending Unit (includes items 7 through 14) | 1 |
| 7 | 1013461 | Screw, #10-16 Hex-Head Hi-Lo | 5 |
| 8 | **** | Sending Unit, Fuel Level * | 1 |
| 9 | 1015139 | Insulation Grommet | 1 |
| 10 | 1015143 | Vent, Fuel Tank | 1 |
| 11 | N/A | Fuel Tank with Vent and Sending Unit Hole | 1 |
| 12 | N/A | Wire Assembly #16 Black | 1 |
| 13 | 102522001 | Gasket, Rubber | 1 |
| 14 | 102751601 | Cap, Fuel Tank, Gasoline | 1 |
| 15 | 8797 | Nut, #10-32 Brass Hex | 1 |
| <p>**** Special order item available upon request.</p> <p>* Note: Must replace fuel sending unit gasket when servicing this component.</p> | | | |

8

G



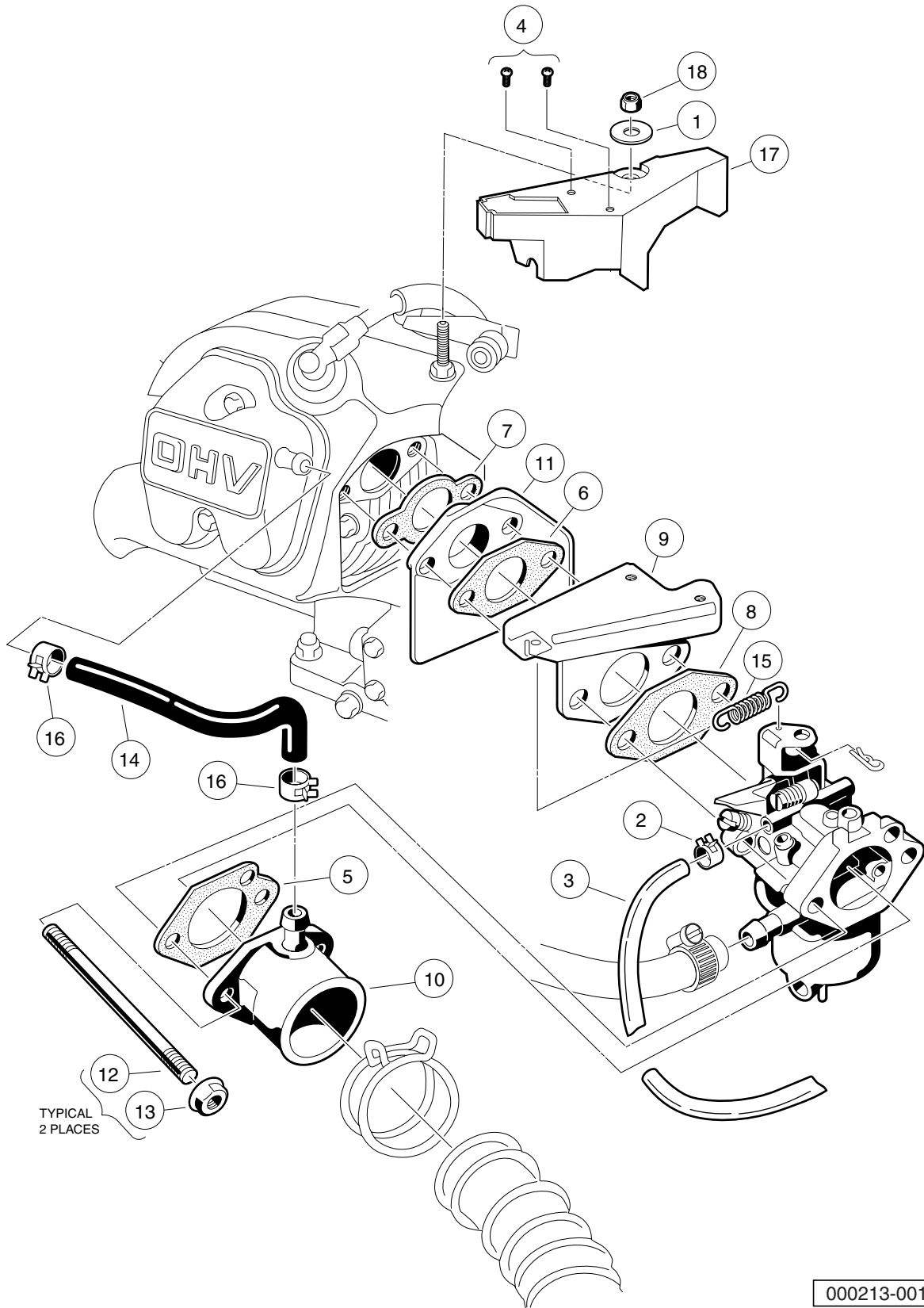
000211-001

CARBURETOR ASSEMBLY – FE290

| ITEM | PART NO. | DESCRIPTION | QTY |
|---|-----------|---|-----|
| | | 1 2 3 4 | |
| 1 | 101642572 | Jet, Altitude, # 72 | A/R |
| 2 | 101642575 | Jet, Altitude, # 75 | A/R |
| 3 | 101642578 | Jet, Altitude, # 78 | A/R |
| 4 | 101642580 | Jet, Altitude, # 80 | A/R |
| 5 | 101905601 | Carburetor Assembly, FE290D (includes items 6 through 15) | 1 |
| 6 | 101642582 | Jet, Altitude, # 82 | 1 |
| 7 | 1016437 | Gasket, Carburetor Bowl OHV | 1 |
| 8 | 1016486 | Float Assembly | 1 |
| 9 | 1016501 | Screw Assembly | 1 |
| 10 | 1016585 | Bolt | 1 |
| 11 | 1017461 | Chamber Assembly, Float (includes item 12) | 1 |
| 12 | 1016499 | Screw Assembly | 1 |
| 13 | 101973101 | Jet, #40 Pilot | 1 |
| 14 | 101973201 | Nozzle, Main | 1 |
| 15 | N/A | Assembly, Pilot Air Screw | 1 |
| <p>Note: 101642582 for 0 - 3,000 feet; 101642580 for 3,000 - 5,000 feet; 101642578 for 5,000 - 8,000 feet; 101642575 for 8,000 - 10,000 feet; 101642572 for 10,000 feet and higher.</p> | | | |

8

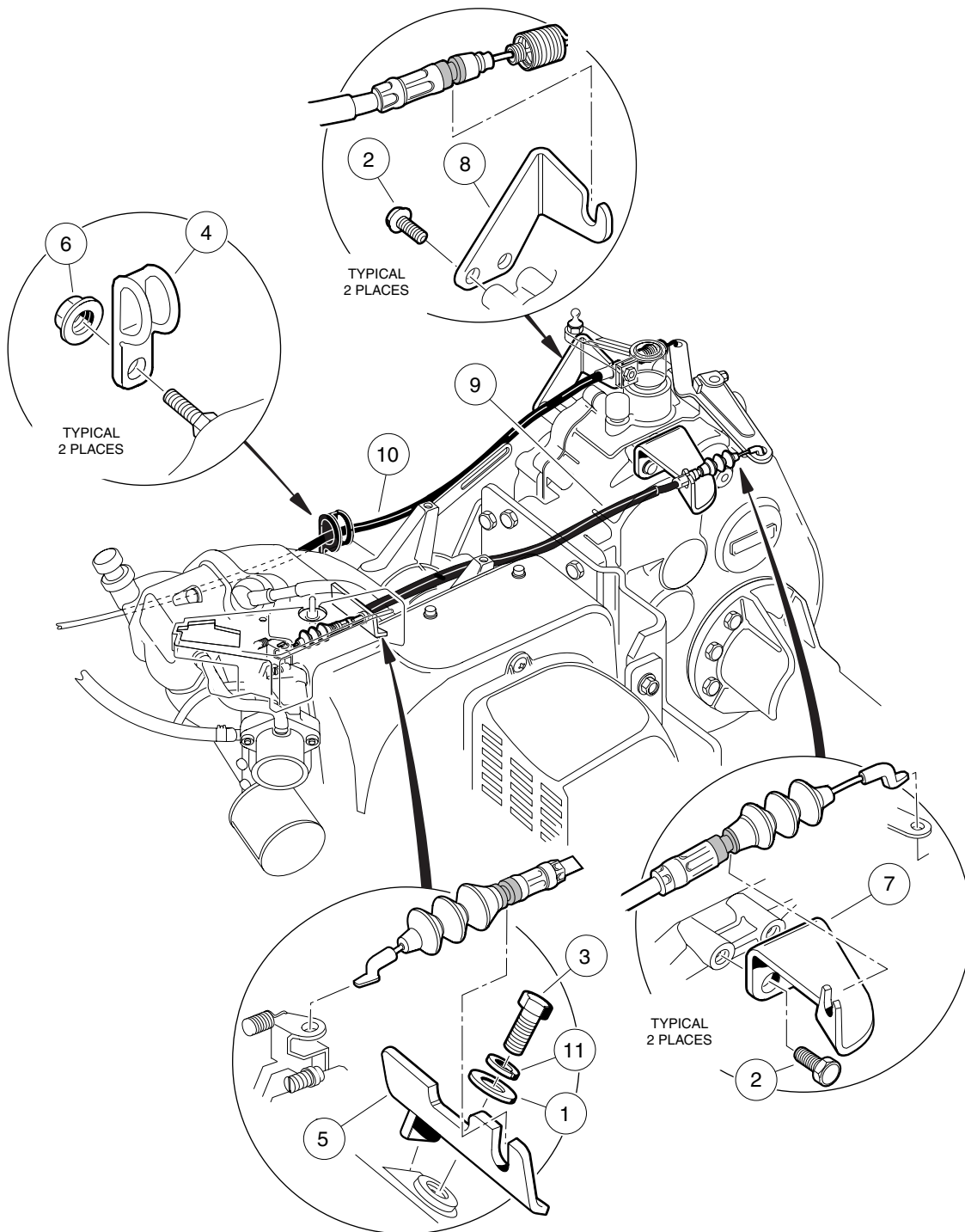
G



CARBURETOR INSTALLATION – FE290

| ITEM | PART NO. | DESCRIPTION | QTY |
|------|-----------|---|-----|
| | | 1 2 3 4 | |
| 1 | 1011697 | Washer, 5/16 Flat | 1 |
| 2 | 1013746 | Clamp, 0.301 ID Hose | 1 |
| 3 | 1015137 | Fuel Line (available by the foot) | A/R |
| 4 | 1016103 | Screw, Pan Hd Tx, Taptite 6-32 | 2 |
| 5 | 1016438 | Gasket, Carb To Intake Manifold | 1 |
| 6 | 1016439 | Gasket, Insulator | 1 |
| 7 | 1016440 | Gasket, Engine to Insulator | 1 |
| 8 | 1016441 | Gasket, Sprg Brkt To Carb OHV | 1 |
| 9 | 1016444 | Bracket, Throttle Spring Return | 1 |
| 10 | 1016480 | Pipe, Intake Manifold | 1 |
| 11 | 101648102 | Insulator, Carburetor | 1 |
| 12 | 101649002 | Stud, M6-1.00 Two-Ended | 2 |
| 13 | 1016547 | Nut | 2 |
| 14 | 1016572 | Tube, Crankcase Vent | 1 |
| 15 | 1016582 | Spring, Throttle Return | 1 |
| 16 | 1017466 | Clamp | 2 |
| 17 | 101820201 | Shield, Governor | 1 |
| 18 | 101887601 | Locknut, M6-1.00 Nylon Insert | 1 |

8
G

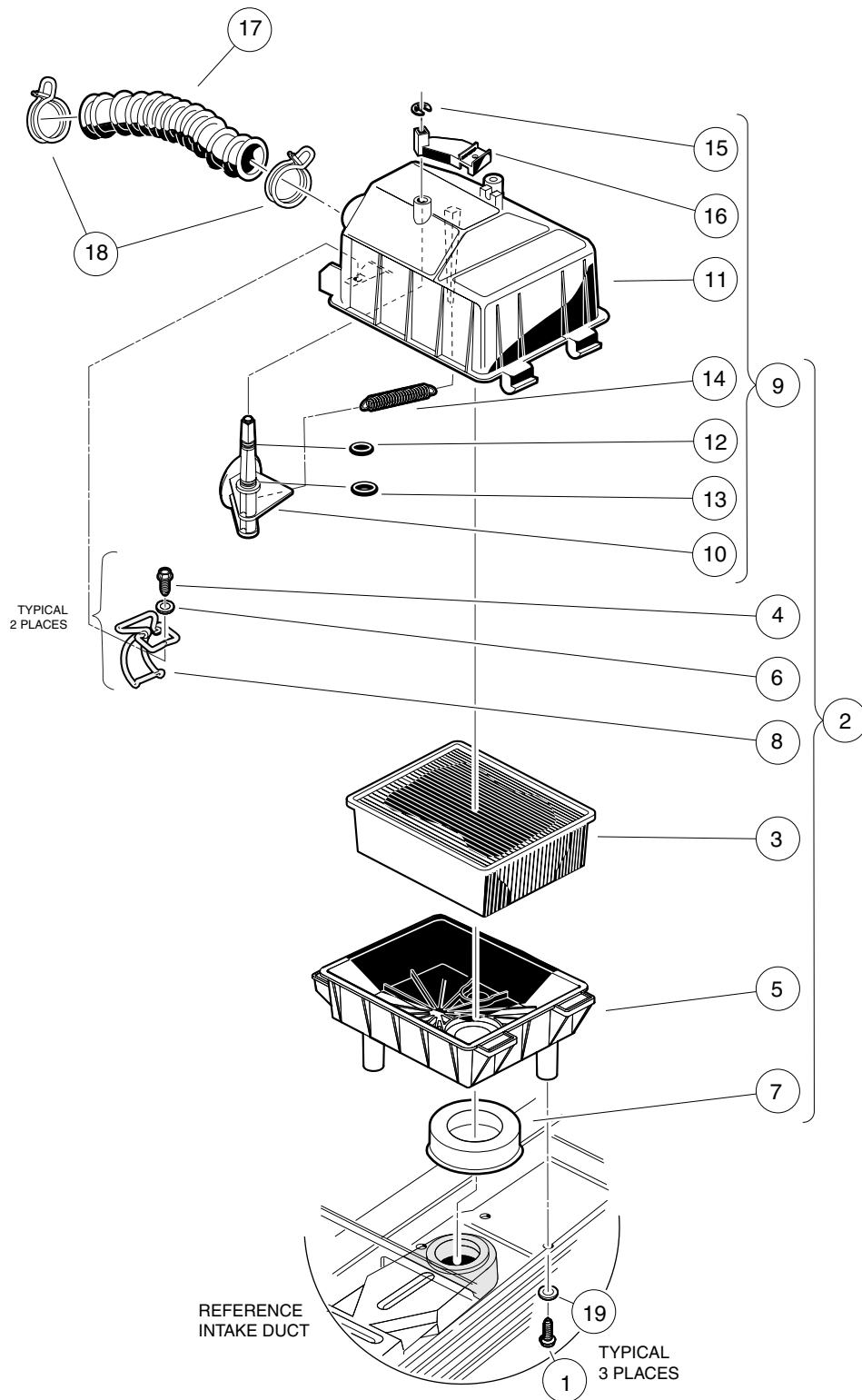


000215-001

GOVERNOR AND ACCELERATOR CABLES

| ITEM | PART NO. | DESCRIPTION | QTY |
|------|-----------|---|-----|
| | | 1 2 3 4 | |
| 1 | 1011697 | Washer, 5/16 Flat | 1 |
| 2 | 1012285 | Screw, 1/4 X 0.625 Hex-Head | 4 |
| 3 | 1012830 | Screw, M8-125 X 22 Hex-Head | 1 |
| 4 | 1013700 | Clamp | 2 |
| 5 | 101584502 | Bracket, Governor Cable Snap-In | 1 |
| 6 | 1016546 | Nut | 2 |
| 7 | 101832202 | Bracket, Rear Governor Cable Snap-In | 1 |
| 8 | 101832302 | Bracket, Rear Accelerator Cable Snap-In | 1 |
| 9 | 102336001 | Cable, Governor, Snap-In | 1 |
| 10 | 102336101 | Cable, Accelerator, Snap-In | 1 |
| 11 | 7174 | Lockwasher, 5/16 Split | 1 |

8
G

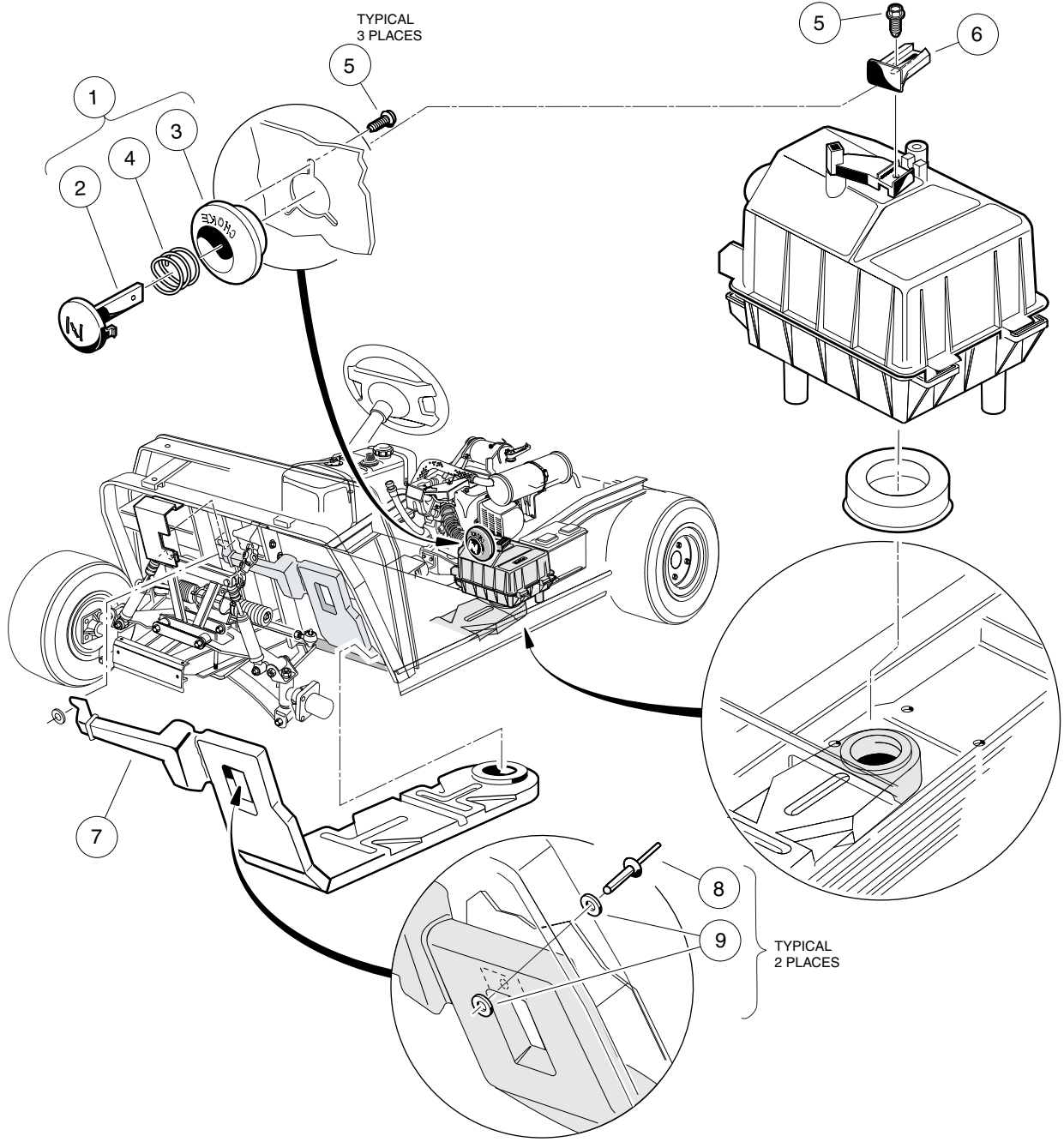


000332-001

AIR BOX AND INTAKE HOSE

| ITEM | PART NO. | DESCRIPTION | QTY |
|------|-----------|--|-----|
| | | 1 2 3 4 | |
| 1 | 1015752 | Screw, #12-16 X 0.625 Hi-Lo | 3 |
| 2 | 101821501 | Assembly, Air Box (includes items 3 through 9) | 1 |
| 3 | 1015426 | Filter, Air | 1 |
| 4 | 101804301 | Screw, #8 X 0.500, Hex-Head Hi-Lo | 2 |
| 5 | 101811901 | Bottom, Air Box | 1 |
| 6 | 101881701 | Washer, #8 Stainless-Steel Flat | 2 |
| 7 | 101921501 | Seal, Intake | 1 |
| 8 | 101925701 | Latch, Wireform | 2 |
| 9 | 101972801 | Top Assy, Air Box (includes items 10 through 16) | 1 |
| 10 | N/A | Valve, Choke | 1 |
| 11 | N/A | Top, Air Box | 1 |
| 12 | N/A | O-Ring, 5/16 | 1 |
| 13 | N/A | O-Ring, 3/8 | 1 |
| 14 | 101812301 | Spring, Extension Return | 1 |
| 15 | 101813001 | Retaining Ring 0.25, Shaft | 1 |
| 16 | 101917601 | Lever, Choke | 1 |
| 17 | 101837101 | Hose, Air Intake | 1 |
| 18 | 101971301 | Clamp, 1.58" ID Hose | 2 |
| 19 | 332 | Washer, 1/4 Type A Narrow Flat | 3 |

8
G



000338-004

INTAKE SYSTEM

| ITEM | PART NO. | DESCRIPTION | QTY |
|------|-----------|---|-----|
| | | 1 2 3 4 | |
| 1 | 101805701 | Button Assembly, Choke (includes items 2 through 4) | 1 |
| 2 | 101811401 | Lever, Choke | 1 |
| 3 | 101811501 | Guide, Choke Lever | 1 |
| 4 | 101856201 | Compression Spring | 1 |
| 5 | 101850301 | Screw, #12-16 X 0.50 Washer-Head Hi-Lo | 4 |
| 6 | 101917701 | Choke Positioner | 1 |
| 7 | 101958101 | Duct Assembly | 1 |
| 8 | 1606 | Rivet, 3/16 X .500 Alum Pop | 2 |
| 9 | 183 | Washer, #10 Type A Flat | 4 |

8

G

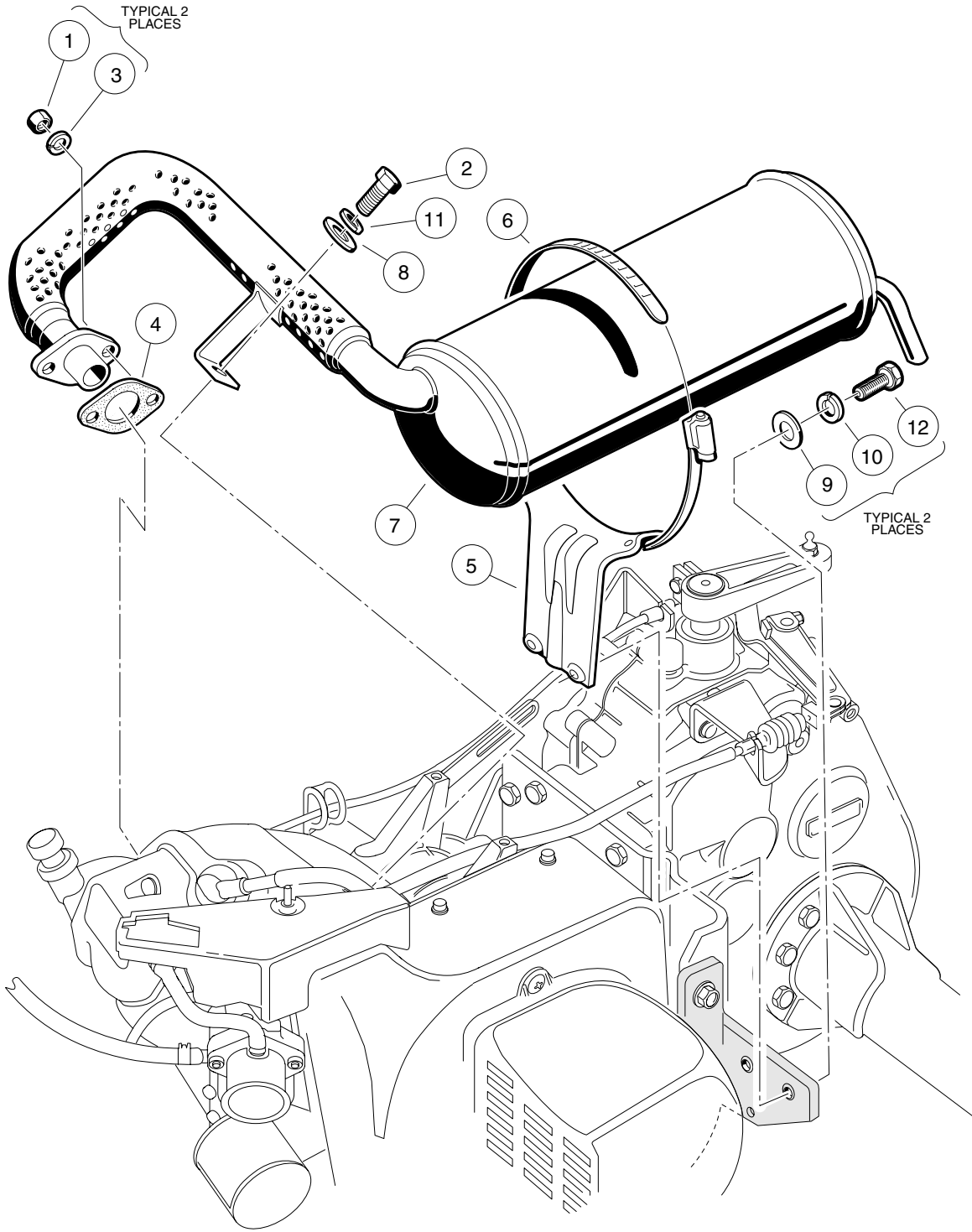
8

G

EXHAUST SYSTEM

9

G



000208-001

EXHAUST SYSTEM – FE290 ENGINE

| ITEM | PART NO. | DESCRIPTION | QTY |
|------|-----------|---|-----|
| | | 1 2 3 4 | |
| 1 | 1012528 | Nut, M8-1.25 Hex | 2 |
| 2 | 1012830 | Screw, M8-125 X 22 Hex-Head | 1 |
| 3 | 1013734 | Lockwasher, 8mm Split | 2 |
| 4 | 1015330 | Gasket, Exhaust | 1 |
| 5 | 1015814 | Bracket, Muffler Mounting | 1 |
| 6 | 1017689 | Clamp, 5" Muffler Hose | 1 |
| 7 | 101859301 | Exhaust System, FE290 | 1 |
| 8 | 1241 | Washer, 5/16 Type A Flat | 1 |
| 9 | 332 | Washer, 1/4 Type A Narrow Flat | 2 |
| 10 | 451 | Lockwasher, 1/4 Helical Split | 2 |
| 11 | 7174 | Lockwasher, 5/16 Split | 1 |
| 12 | 7847 | Screw, 1/4-20 X 0.75 Hex-Head Cap | 2 |

9
G

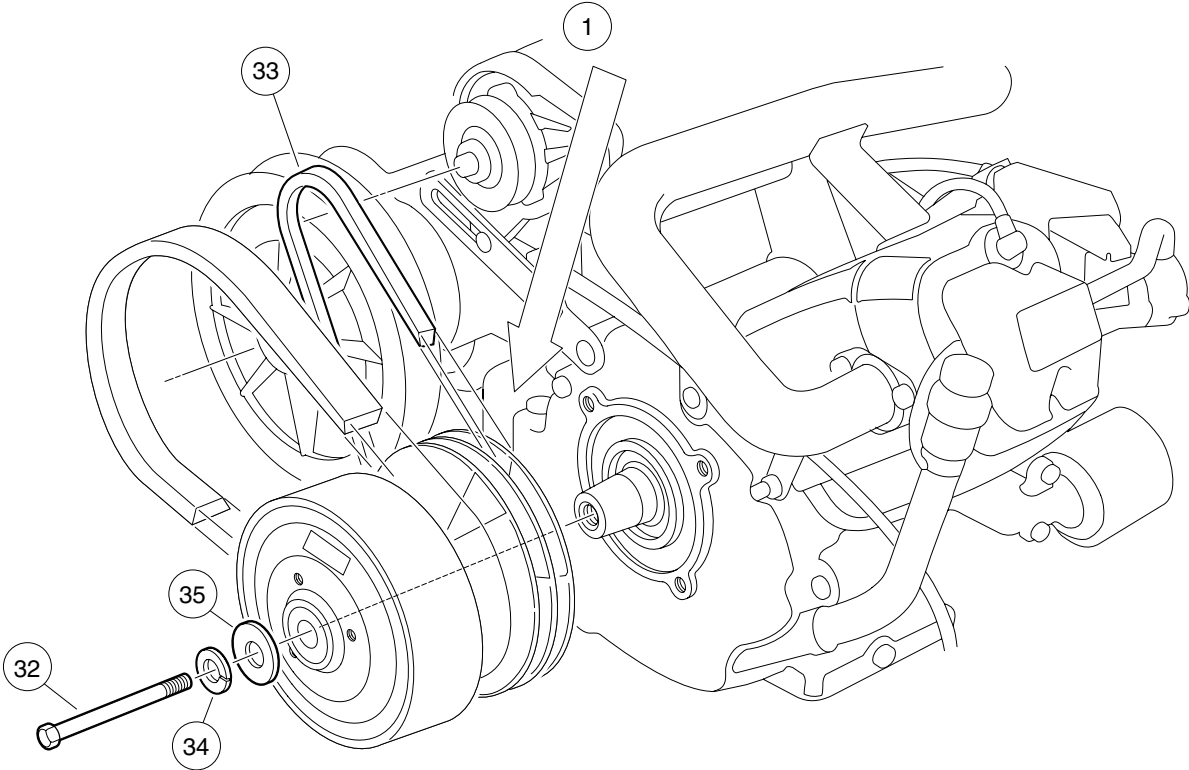
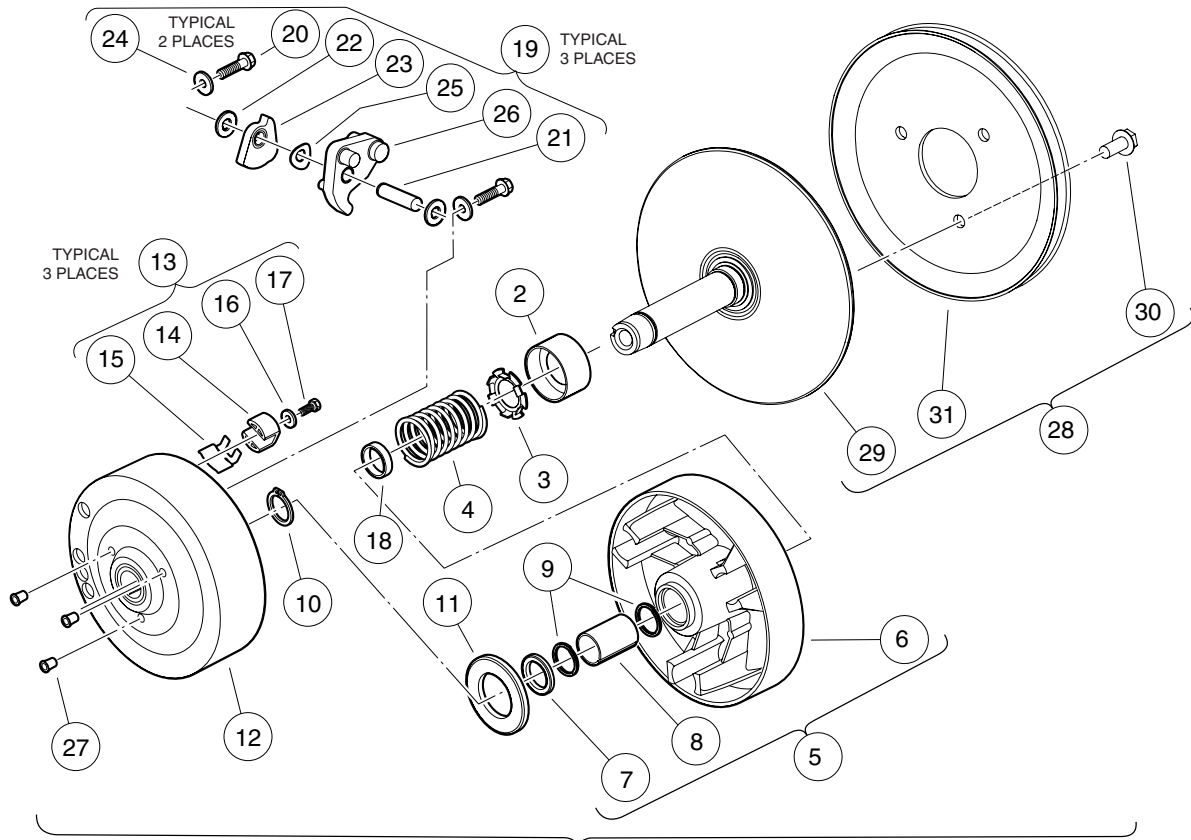
9

G

TORQUE CONVERTER

10

G



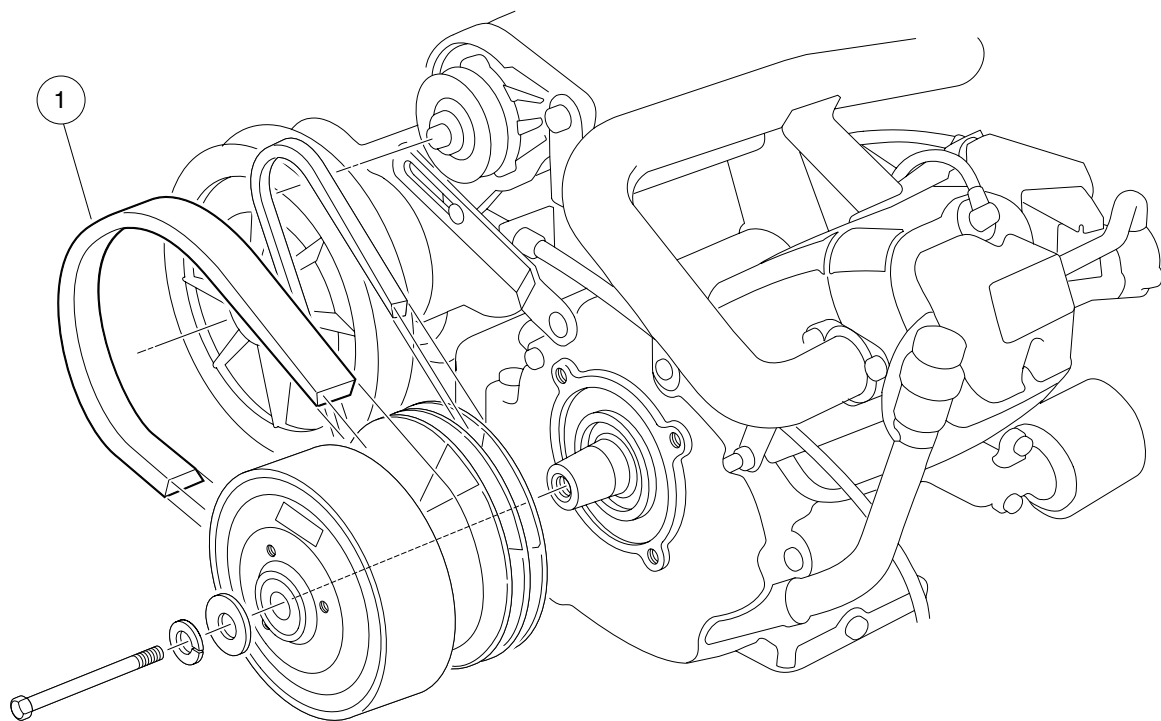
000217-001

DRIVE CLUTCH

| ITEM | PART NO. | DESCRIPTION | QTY |
|------|-----------|---|-----|
| | | 1 2 3 4 | |
| 1 | 101833902 | Clutch, Drive (includes items 2 through 28) | 1 |
| 2 | 1014049 | Bearing, Idler | 1 |
| 3 | 1014050 | Retainer, Spring | 1 |
| 4 | 1014051 | Spring, Drive Clutch | 1 |
| 5 | 1014052 | Movable-Face Assembly (includes items 6 through 8) | 1 |
| 6 | N/A | Drive Clutch Movable Face | 1 |
| 7 | 1014055 | Retainer | 1 |
| 8 | N/A | Bushing, Split, Drive Clutch | 1 |
| 9 | 1014056 | Ring, Spiral Backup | 2 |
| 10 | 1014057 | Ring, 0.810" Internal Retaining | 1 |
| 11 | 1014058 | Washer, Thrust | 1 |
| 12 | 1014059 | Drive Hub Assy, Drive Clutch | 1 |
| 13 | 1014453 | Kit, Drive Clutch Button (includes items 14 through 17) | 1 |
| 14 | 1014062 | Driver, Drive Clutch | 3 |
| 15 | 1014287 | Spring, Drive Button | 3 |
| 16 | 183 | Washer, #10 Type A Flat | 3 |
| 17 | 8450 | Screw, #10-24 X 0.50 Hex-Head | 3 |
| 18 | 1016289 | Spacer, Fixed Face Shaft | 1 |
| 19 | 1016801 | Kit, Drive Clutch Weight (includes items 20 through 26) | 1 |
| 20 | 1014063 | Screw, 1/4-20 X 1.00 Hex Head | 6 |
| 21 | N/A | Pin, 0.3752 X 1.50 Dowel | 3 |
| 22 | 1014065 | Washer, 0.38" ID Delrin Flat | 6 |
| 23 | N/A | Clutch Weight, Secondary | 3 |
| 24 | N/A | Washer | 6 |
| 25 | 1016201 | Washer, Wave | 3 |
| 26 | N/A | Weight, Primary | 3 |
| 27 | N/A | Plug, Drive Clutch | 3 |
| 28 | 101929801 | Assembly, Fixed-Face Drive (includes items 29 through 31) | 1 |
| 29 | N/A | Fixed Face Assembly, Drive Clutch | 1 |
| 30 | 1014288 | Screw, 5/16-18 X 0.75 Thread-Forming | 3 |
| 31 | N/A | Pulley, Clutch | 1 |
| 32 | 101916501 | Screw, 3/8-24 X 5.50 Hex-Head | 1 |
| 33 | 101916701 | V-Belt | 1 |
| 34 | 357 | Washer, Lock, Hel Sp 3/8 Reg | 1 |
| 35 | 808 | Washer, 3/8 Type B Flat | 1 |

10

G

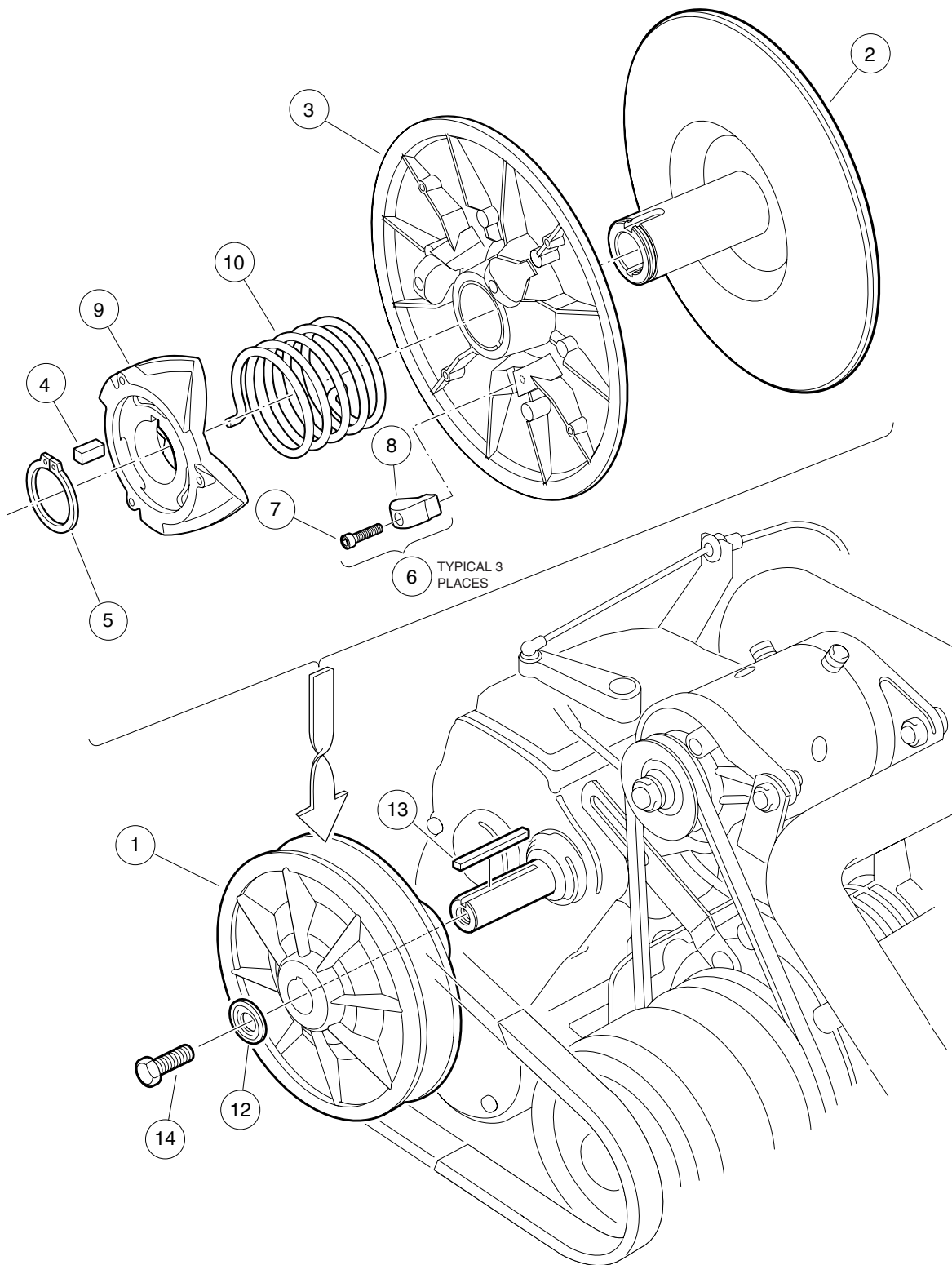


000218-001

DRIVE BELT – FE290

| ITEM | PART NO. | DESCRIPTION | QTY |
|------|----------|------------------------------|-----|
| 1 | 1016203 | 1 2 3 4 Belt, Drive | 1 |

10
G



000219-001

DRIVEN CLUTCH

| ITEM | PART NO. | DESCRIPTION | QTY |
|------|-----------|---|-----|
| | | 1 2 3 4 | |
| 1 | 101834001 | Assembly, Driven Clutch (includes items 2 through 10) | 1 |
| 2 | 1014070 | Fixed Face Assy, Driven Clutch | 1 |
| 3 | 1014072 | Movable-Face Assembly with Bushing | 1 |
| 4 | 1014078 | Key, Driven Clutch | 1 |
| 5 | 1014080 | Ring, Retaining | 1 |
| 6 | 1014454 | Kit, Driven Clutch Button (includes items 7 and 8) | 1 |
| 7 | 1012836 | Screw, #8-32 X 3/4 Socket-Head Cap | 3 |
| 8 | N/A | Button, Drive | 3 |
| 9 | 1017686 | Cam, Driven Clutch | 1 |
| 10 | 101836201 | Spring, Driven Clutch, Reversed | 1 |
| 11 | AM10419 | Kit, Clutch Repair (includes items 12 through 14) | 1 |
| 12 | 1017327 | Washer, Driven Clutch, Belleville | 1 |
| 13 | 101833401 | Key, 3/16 Sq X 1.50" | 1 |
| 14 | 102242101 | Screw, 5/16-18 X 3/4 Hex-Head with Patch | 1 |

10

G

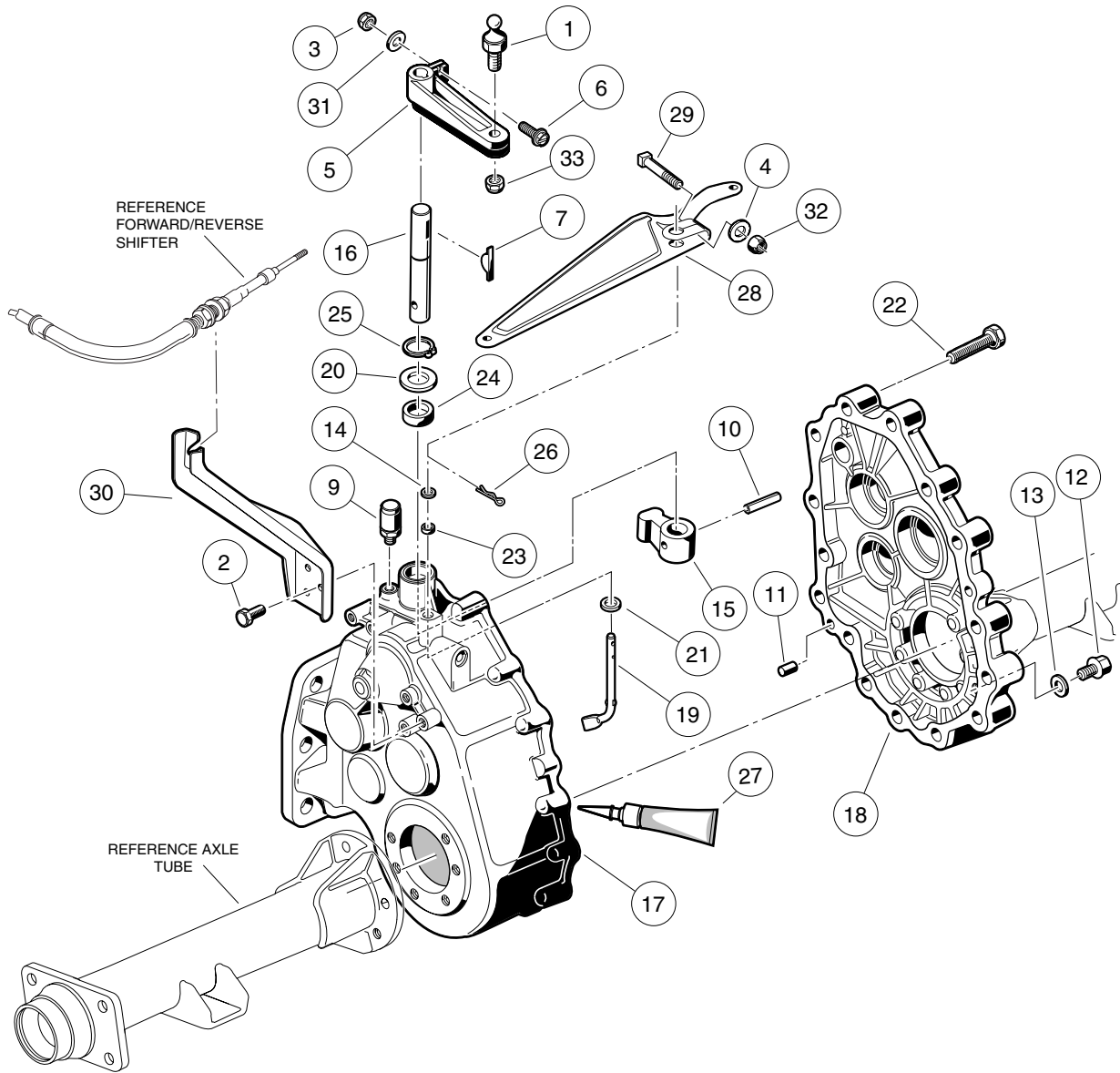
10

G

UNITIZED TRANSAXLE

11

G



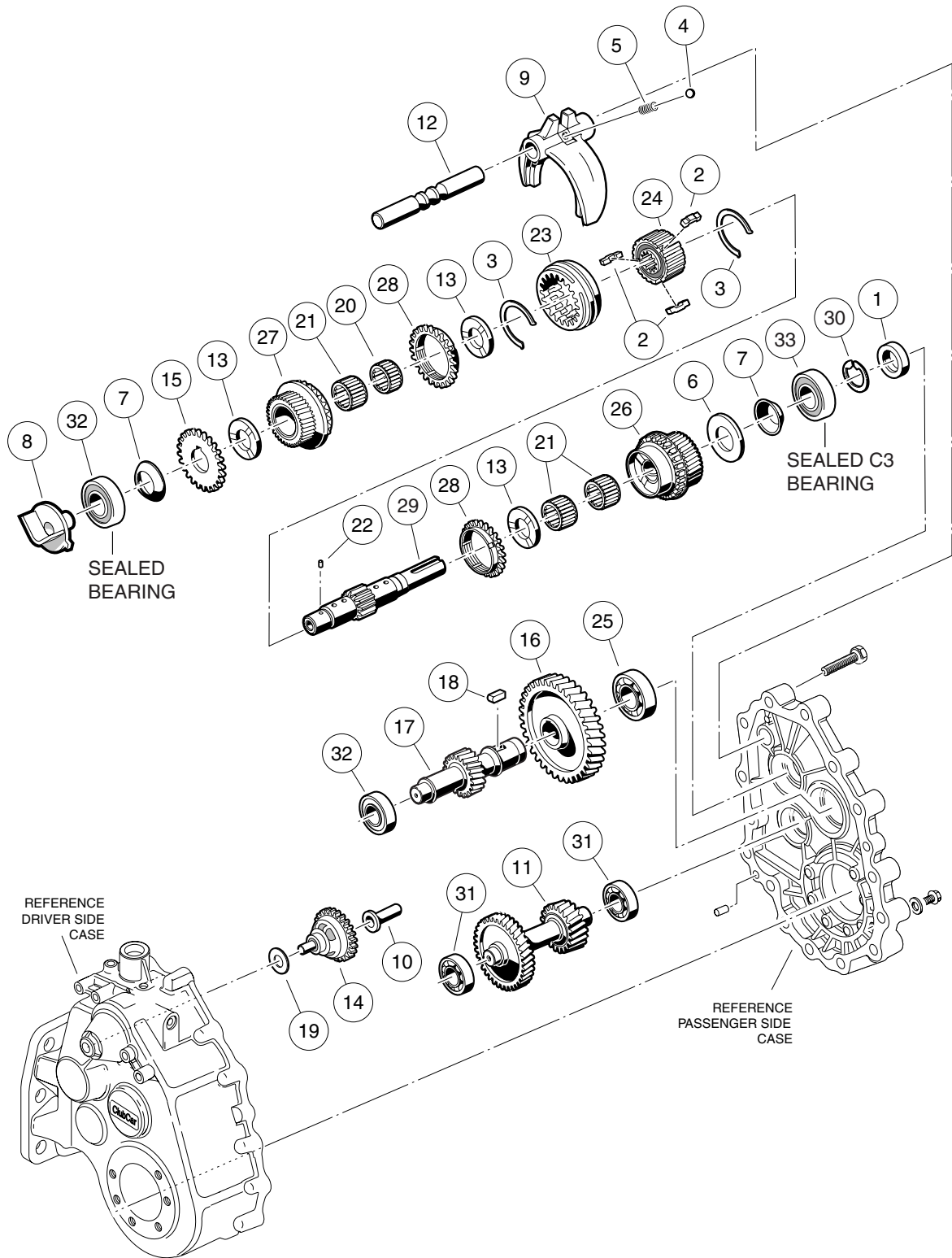
000220-001

TRANSAXLE – GASOLINE VEHICLES, GEAR CASES AND BRACKETS

| ITEM | PART NO. | DESCRIPTION | QTY |
|------|-----------|--|-----|
| | | 1 2 3 4 | |
| 1 | 1010954 | Stud, 1/4-28 X 0.560 Ball | 1 |
| 2 | 1012285 | Screw, 1/4 X 0.625 Hex-Head | 3 |
| 3 | 1013061 | Locknut, #10-32 Nylon Insert | 1 |
| 4 | 1014007 | Washer, 1/4 Flat | 1 |
| 5 | 1016341 | Lever, Transmission Shift | 1 |
| 6 | 1017082 | Screw, #10-32 X 0.75, Hex-Head Machine | 1 |
| 7 | 1017231 | Key, Woodruff | 1 |
| 8 | 101833601 | Transaxle, 11.77 Ratio (includes items 9 through 27) | 1 |
| 9 | 1012711 | Breather | 1 |
| 10 | 1012752 | Roll Pin | 1 |
| 11 | 1012896 | Pin, Dowel | 2 |
| 12 | 1013759 | Fill Plug with Gasket (includes item 13) | 2 |
| 13 | 1016432 | Gasket, Drain Plug | 1 |
| 14 | 1016513 | Washer, M6 Flat | 1 |
| 15 | 101890101 | Lever, Change | 1 |
| 16 | 101890201 | Shaft - Change | 1 |
| 17 | 101890501 | Gear Case (driver side) | 1 |
| 18 | 101890601 | Gear Case (passenger side) | 1 |
| 19 | 101891301 | Arm Pivot | 1 |
| 20 | 101892901 | Washer | 1 |
| 21 | 101893801 | Washer | 1 |
| 22 | 101926901 | Screw, M8-1.25 X 40mm Hex-Head | 15 |
| 23 | 101927101 | Seal, Oil | 1 |
| 24 | 101927201 | Seal, Oil | 1 |
| 25 | 101927301 | Snap Ring | 1 |
| 26 | 101928601 | Pin, Cotter | 1 |
| 27 | 101928701 | Sealant | A/R |
| 28 | 101834801 | Arm, Governor | 1 |
| 29 | 101886101 | Screw, 1/4-20 X 1.00 Square-Head | 1 |
| 30 | 102045901 | Bracket, Shifter | 1 |
| 31 | 183 | Washer, #10 Type A Flat | 1 |
| 32 | 8233 | Locknut, 1/4-20 Nylon Insert | 1 |
| 33 | 8717 | Locknut, 1/4-28 Nylon Insert | 1 |

11

G

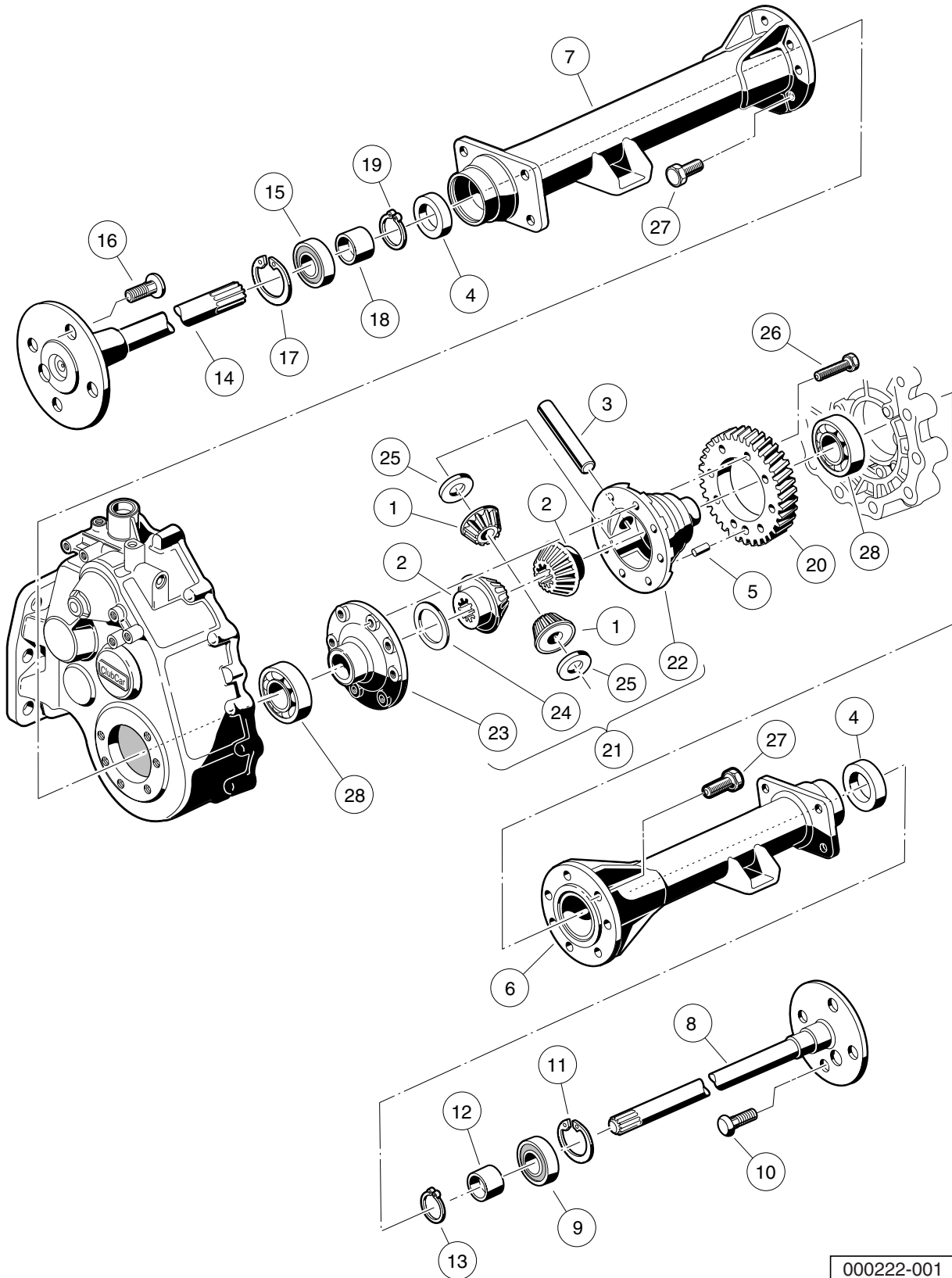


000221-001

TRANSAXLE – GASOLINE VEHICLES, TRANSMISSION AND GEAR REDUCTION

| ITEM | PART NO. | DESCRIPTION | QTY |
|--|-----------|--|-----|
| | | 1 2 3 4 | |
| 1 | 1012714 | Oil Seal | 1 |
| 2 | 1012740 | Synchro Insert | 3 |
| 3 | 1012741 | Synchro Spring | 2 |
| 4 | 1012747 | Shifter Ball | 1 |
| 5 | 1012748 | Shifter Spring | 1 |
| 6 | 1016337 | Washer, Thrust | 1 |
| 7 | 1016338 | Washer, Spring | 2 |
| 8 | 101889401 | Guide | 1 |
| 9 | 101890001 | Fork - Shift | 1 |
| 10 | 101891601 | Sleeve, Governor | 1 |
| 11 | 101891901 | Gear, Cluster | 1 |
| 12 | 101892001 | Rod, Shift | 1 |
| 13 | 101892201 | Plate, Thrust | 3 |
| 14 | 101892301 | Governor Assembly | 1 |
| 15 | 101892401 | Gear, Spur | 1 |
| 16 | 101892501 | Gear, Helical (61 Tooth) | 1 |
| 17 | 101892601 | Gear, Helical (17 Tooth) | 1 |
| 18 | 101893201 | Key Sunk | 1 |
| 19 | 101893901 | Washer | 1 |
| 20 | 101927501 | Needle Bearing | 1 |
| 21 | 101927601 | Needle Bearing | 3 |
| 22 | 101927701 | Pin, .116" Dia X 0.264 Dowel | 1 |
| 23 | 101927901 | Sleeve, Synchro | 1 |
| 24 | 101928001 | Hub, Synchro Clutch | 1 |
| 25 | 101928101 | Bearing, Ball | 1 |
| 26 | 101980801 | Gear Assembly, 16-Degree Synchro (25 Tooth) | 1 |
| 27 | 101980901 | Gear Assembly, 16-Degree Rear Synchro (28 Tooth) | 1 |
| 28 | 101981001 | Ring, 16-Degree Synchronizer | 2 |
| 29 | 102453001 | Shaft, Trans, with Circlip | 1 |
| 30 | 102453101 | Circlip | 1 |
| 31 | 7335 | Bearing | 2 |
| 32 | AM10080 | Bearing, Ball, Sealed | 2 |
| 33 | AM10081 | Bearing, Ball, Sealed | 1 |
| <p>Note: Items listed on this page are components of the unitized transaxle.</p> | | | |

11
G

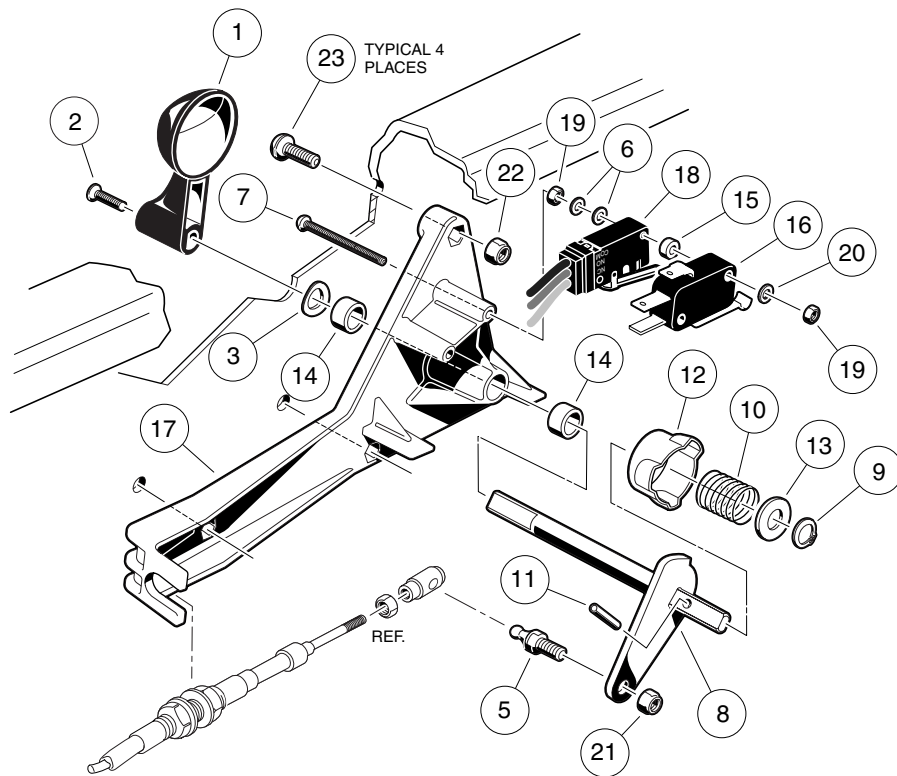


000222-001

TRANSAXLE – GASOLINE VEHICLES, DIFFERENTIAL AND AXLES

| ITEM | PART NO. | DESCRIPTION | QTY |
|------|-----------|---|-----|
| | | 1 2 3 4 | |
| 1 | 1013770 | Differential Idler Gear | 2 |
| 2 | 1013771 | Gear, Differential | 2 |
| 3 | 1013772 | Pin, Differential | 1 |
| 4 | 1013794 | Axle Shaft Oil Seal | 2 |
| 5 | N/A | Dowel Pin | 1 |
| 6 | 101890901 | Pipe | 1 |
| 7 | 101891001 | Pipe | 1 |
| 8 | 101891401 | Axle Assembly, Passenger Side (includes items 9 through 13) | 1 |
| 9 | 1011291 | Outer Axle, Tube Bearing | 1 |
| 10 | 1013787 | Lug Stud | 4 |
| 11 | 1013792 | Circlip Type C | 1 |
| 12 | 1014207 | Bushing | 1 |
| 13 | 1016672 | Retaining Ring | 1 |
| 14 | 101891501 | Axle Assembly, Driver-Side (includes items 15 through 19) | 1 |
| 15 | 1011291 | Outer Axle, Tube Bearing | 1 |
| 16 | 1013787 | Lug Stud | 4 |
| 17 | 1013792 | Circlip Type C | 1 |
| 18 | 1014207 | Bushing | 1 |
| 19 | 1016672 | Retaining Ring | 1 |
| 20 | 101892701 | Gear, Helical | 1 |
| 21 | 101910501 | Kit, Differential Gear Case (includes items 22 through 25) | 1 |
| 22 | 1013768 | Differential Gear Case, Left-Hand | 1 |
| 23 | 1013769 | Differential Gear Case, Right-Hand | 1 |
| 24 | 1013773 | Plate, Thrust (Differential Gear) | 1 |
| 25 | 1013774 | Plate, Thrust (Idler Gear) | 2 |
| 26 | 101928301 | Screw, M8-1.25 X 35mm Hex Head | 8 |
| 27 | 102031901 | Bolt, M10 X 1.5 X 30mm | 14 |
| 28 | 7330 | Inner Axle, Tube Bearing | 2 |
| | | Note: Items listed on this page are components of the unitized transaxle. | |

11
G

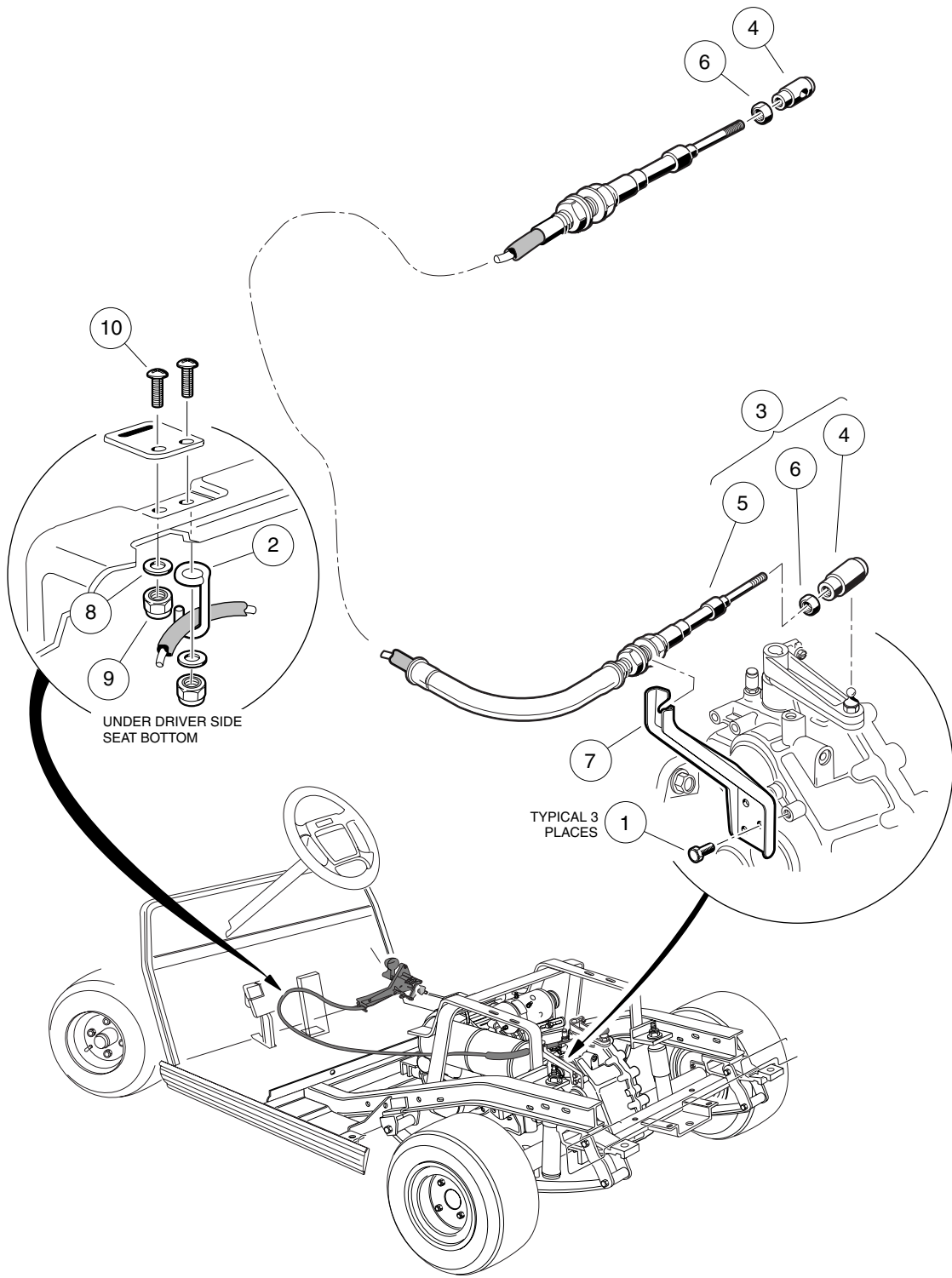


000236-001

FORWARD/REVERSE SHIFTER ASSEMBLY – GASOLINE VEHICLES

| ITEM | PART NO. | DESCRIPTION | QTY |
|------|-----------|---|-----|
| | | 1 2 3 4 | |
| 1 | 1012987 | Handle, FNR | 1 |
| 2 | 1015064 | Screw, #8-32 X 0.63 Machine | 1 |
| 3 | 1016201 | Washer, Wave | 1 |
| 4 | 1016947 | Assembly, FNR Shifter (includes items 5 through 21) | 1 |
| 5 | 1010954 | Stud, 1/4-28 X 0.560 Ball | 1 |
| 6 | 1012431 | Washer, #4 Flat | 4 |
| 7 | 1012594 | Screw, #4-40 Machine | 2 |
| 8 | 1013587 | FNR Bell Crank Weldment | 1 |
| 9 | 1013589 | Ring, 0.338" Internal Retaining | 1 |
| 10 | 1013590 | Spring, FNR Cam | 1 |
| 11 | 1013591 | Pin, 1/8 X 1/2 Roll | 1 |
| 12 | 1014089 | Neutral Lockout Cam Kit (includes item 13) | 1 |
| 13 | 1014065 | Washer, 0.38" ID Delrin Flat | 1 |
| 14 | 1014145 | Bushing, Secondary Weight, Split | 2 |
| 15 | 1014727 | Washer, #4 Nylon Flat | 2 |
| 16 | 1014807 | Switch, Limit | 1 |
| 17 | 1016342 | FNR Shifter Base | 1 |
| 18 | 101979101 | Assembly, Switch, Limit | 1 |
| 19 | 8057 | Nut, #4-40 Hex Machine | 4 |
| 20 | 8058 | Lockwasher, #4 Helical Split | 2 |
| 21 | 8717 | Locknut, 1/4-28 Nylon Insert | 1 |
| 22 | 8233 | Locknut, 1/4-20 Nylon Insert | 4 |
| 23 | 8248 | Screw, 1/4-20 X 0.75 Truss-Head Machine | 4 |

11
G



000248-001

FORWARD/REVERSE SHIFTER CABLE – GASOLINE VEHICLES

| ITEM | PART NO. | DESCRIPTION | QTY |
|------|-----------|--|-----|
| | | 1 2 3 4 | |
| 1 | 1012285 | Screw, 1/4 X 0.625 Hex-Head | 3 |
| 2 | 101855801 | Cable Retainer | 1 |
| 3 | 101951501 | FNR Shifter Cable (includes items 4 through 6) | 1 |
| 4 | 1012333 | Joint, #10-32 Ball | 2 |
| 5 | N/A | Cable, Forward/Reverse Shifter | 1 |
| 6 | 7893 | Nut, #10-32 Hex | 2 |
| 7 | 102045901 | Bracket, Shifter | 1 |
| 8 | 332 | Washer, 1/4 Type A Narrow Flat | 4 |
| 9 | 8233 | Locknut, 1/4-20 Nylon Insert | 4 |
| 10 | 8251 | Screw, 1/4-20 X 1.0 Truss-Head Machine | 4 |

11
G

11

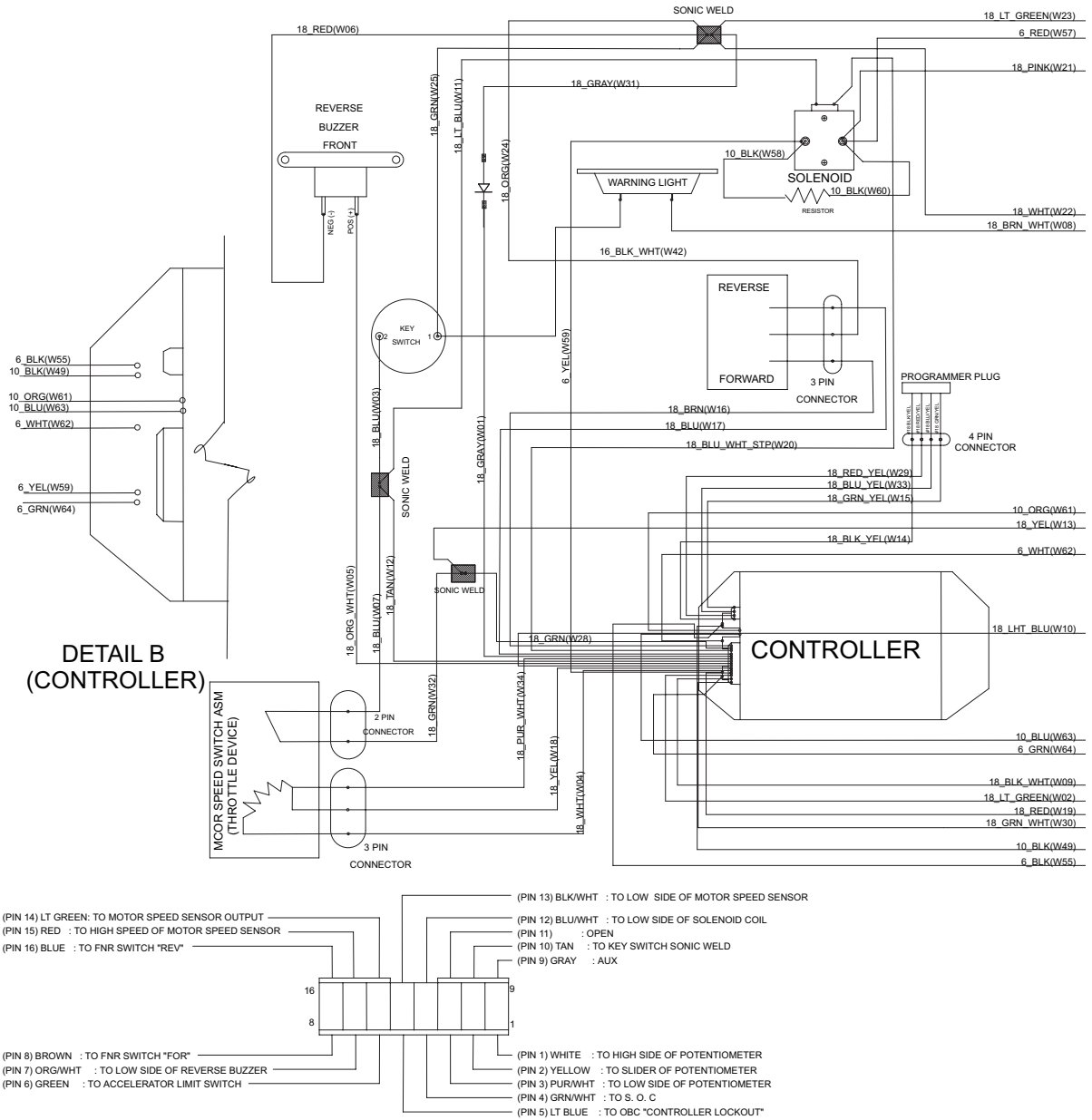
G

ELECTRICAL SYSTEM – ELECTRIC VEHICLES

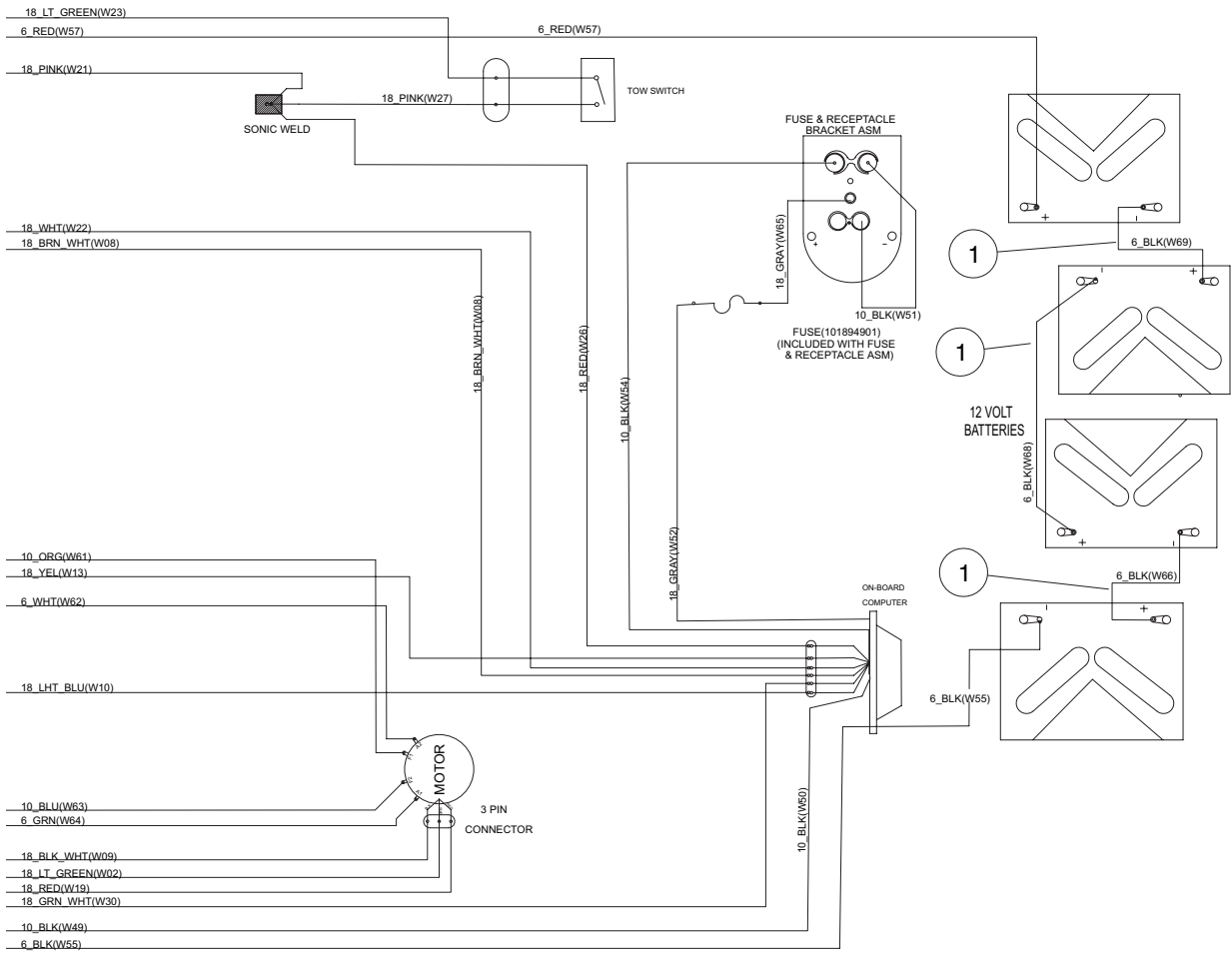
12

E

VILLAGER 4 IQ SYSTEM WITH FOUR 12-VOLT BATTERIES



000412-001



000412-001

12

E

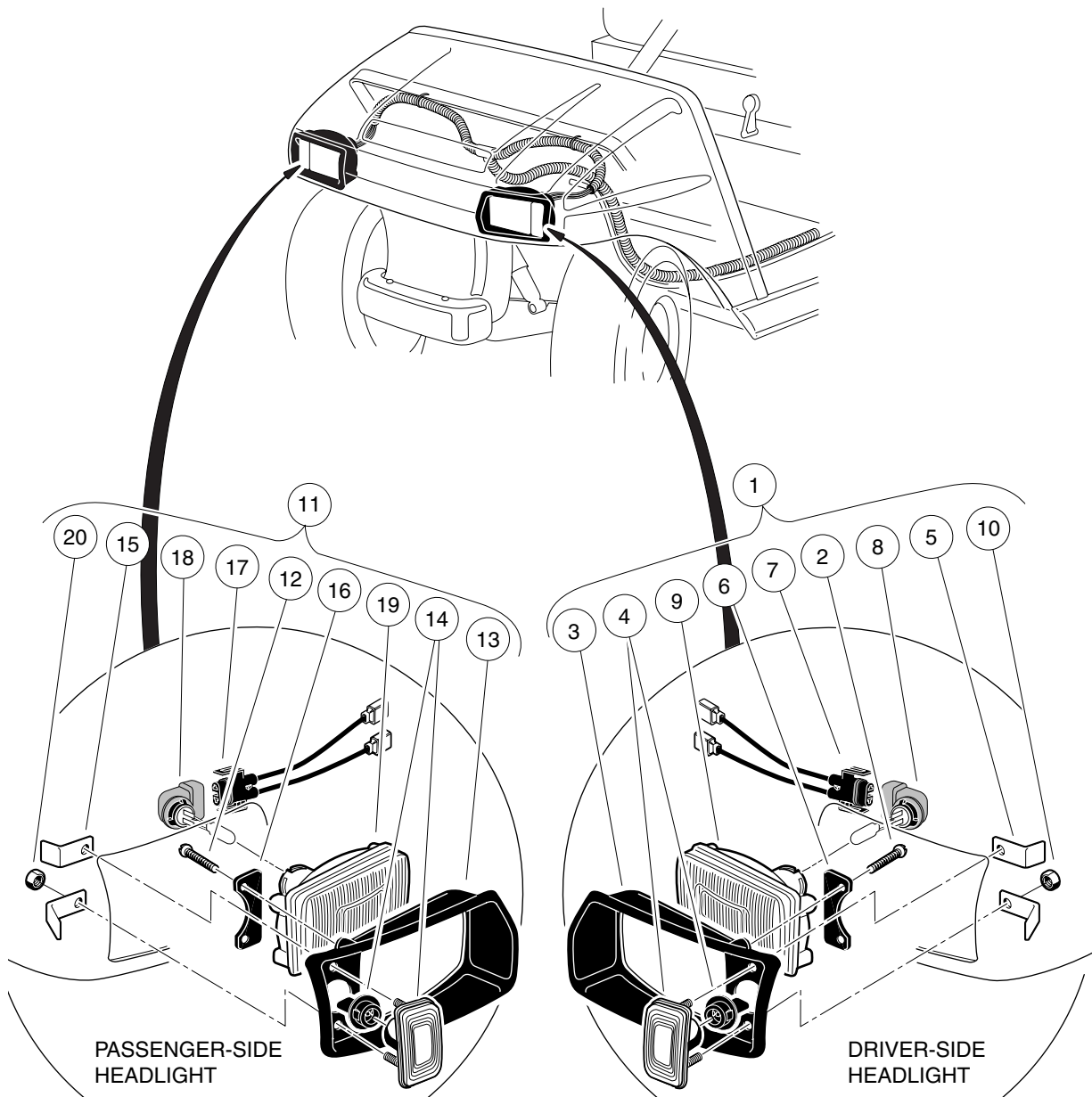
See previous two pages for illustration.

WIRING

| ITEM | PART NO. | DESCRIPTION | QTY |
|------|-----------|--|-----|
| | | 1 2 3 4 | |
| 1 | 101795701 | Wire Assembly #6 Black | 3 |
| 2 | 102913301 | Wire Harness, Electric, DS, Four 12-Volt Batteries | 1 |

12

E



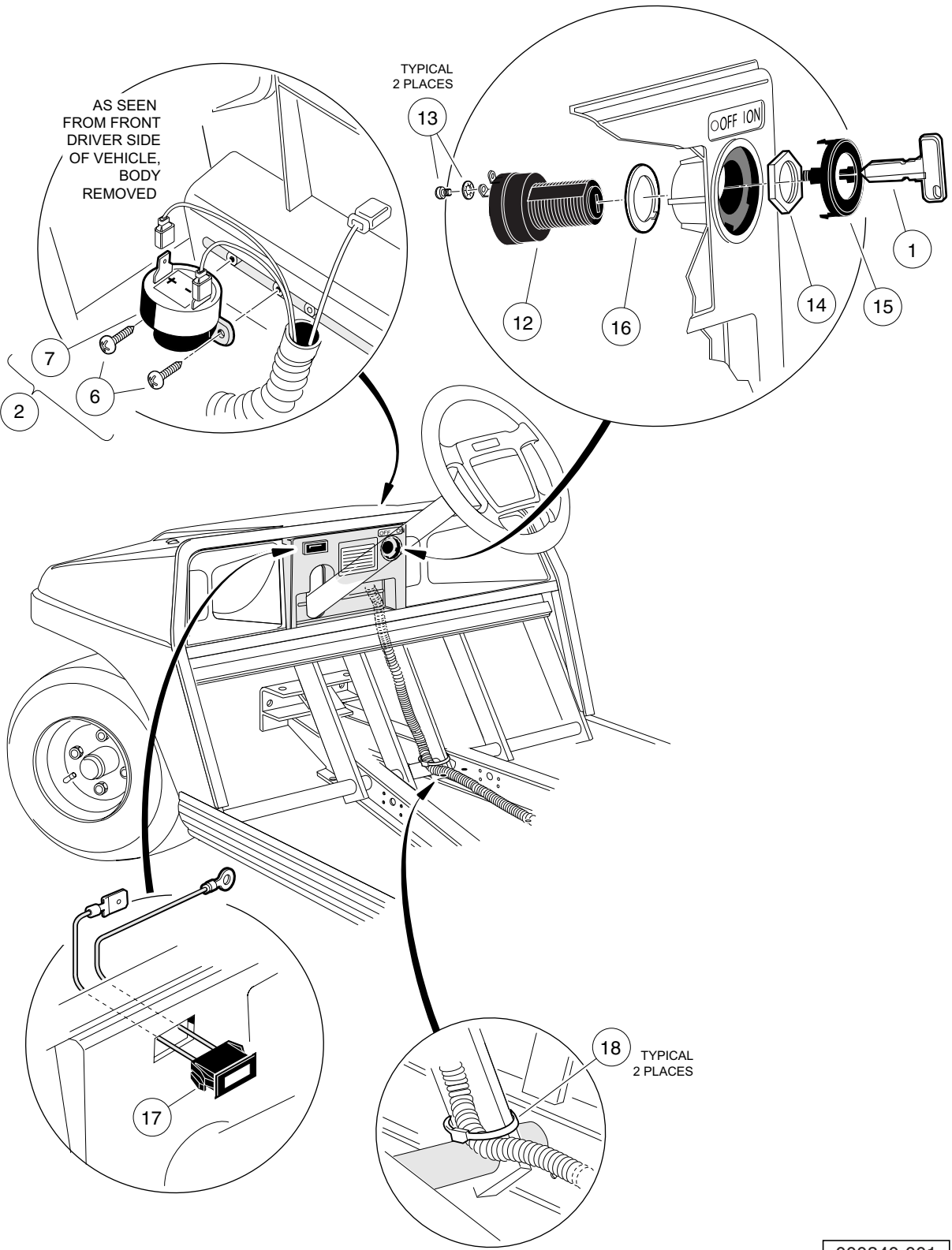
000336-001

HEADLIGHTS

12

E

| ITEM | PART NO. | DESCRIPTION | QTY |
|---|-----------|---|-----|
| | | 1 2 3 4 | |
| 1 | 101988001 | Headlight Assembly, Driver-Side Single Beam (includes items 2 through 10) | 1 |
| 2 | 1013461 | Screw, #10-16 Hex-Head Hi-Lo | 2 |
| 3 | 1016880 | Headlight Bezel, Left | 1 |
| 4 | 1017062 | Turn Signal Lens Assy | 1 |
| 5 | 1017064 | Mounting Bracket | 2 |
| 6 | 1017065 | Retainer, Headlight | 1 |
| 7 | 101987901 | Connector Harness Assembly, Headlight | 1 |
| 8 | 101988101 | Bulb, Headlight | 1 |
| 9 | 101988201 | Lens, Headlight | 1 |
| 10 | 7893 | Nut, #10-32 Hex | 2 |
| 11 | 101988002 | Headlight Assy, Passenger-Side Single Beam (includes items 12 through 20) | 1 |
| 12 | 1013461 | Screw, #10-16 Hex-Head Hi-Lo | 2 |
| 13 | 1016879 | Headlight Bezel, Right | 1 |
| 14 | 1017062 | Turn Signal Lens Assy | 1 |
| 15 | 1017064 | Mounting Bracket | 2 |
| 16 | 1017065 | Retainer, Headlight | 1 |
| 17 | 101987901 | Connector Harness Assembly, Headlight | 1 |
| 18 | 101988101 | Bulb, Headlight | 1 |
| 19 | 101988201 | Lens, Headlight | 1 |
| 20 | 7893 | Nut, #10-32 Hex | 2 |
| <p>Note: Headlights not standard equipment on all models.</p> | | | |



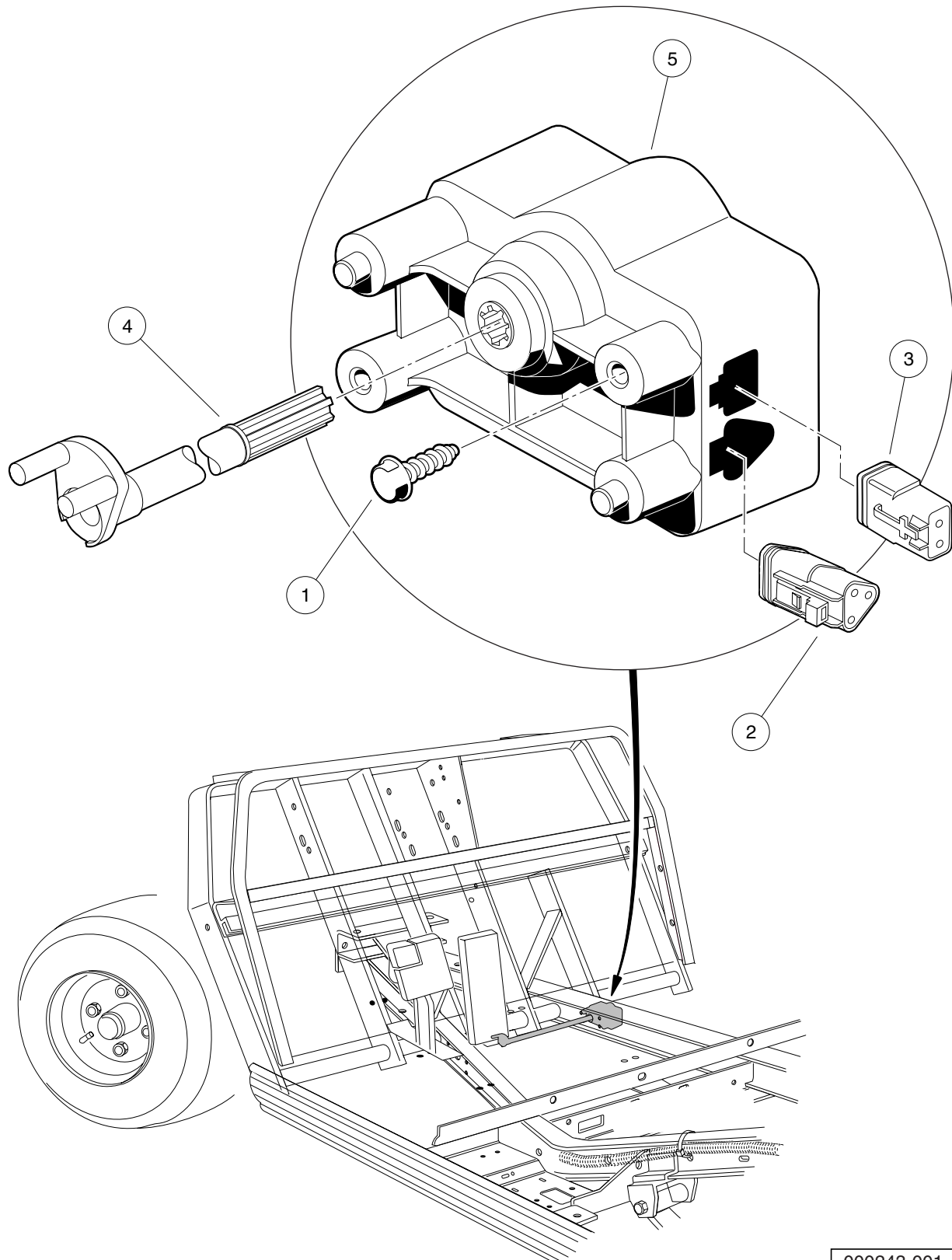
000340-001

INSTRUMENT PANEL COMPONENTS

| ITEM | PART NO. | DESCRIPTION | QTY |
|------|-----------|--|-----|
| | | 1 2 3 4 | |
| 1 | 1012505 | Keys (set of 2) | 1 |
| 2 | 1016859 | Kit, Reverse Buzzer (includes items 3 through 11) | 1 |
| 3 | 1011229 | Locknut, #6-32 Whiz | 1 |
| 4 | 1012431 | Washer, #4 Flat | 2 |
| 5 | 1015720 | Screw, #6-32 X 1/2 Hex Washer-Head | 1 |
| 6 | 1016849 | Screw, #4-24 X 0.33 Pan-Head Machine | 2 |
| 7 | 1016851 | Buzzer, Reverse (9-48 VDC) | 1 |
| 8 | N/A | Wire Assembly Black #18 | 1 |
| 9 | 8056 | Screw, #4-40 X 0.75 Round-Head Machine | 2 |
| 10 | 8057 | Nut, #4-40 Hex Machine | 2 |
| 11 | 8058 | Lockwasher, #4 Helical Split | 2 |
| 12 | 101826201 | Key Switch, On/Off | 1 |
| 13 | 101830601 | Screw and Washer Assembly | 2 |
| 14 | 101830701 | Nut, Key Switch | 1 |
| 15 | 101834502 | Cap, Black Key Switch | 1 |
| 16 | 101851101 | Washer, Key Switch | 1 |
| 17 | 101935501 | Light, Battery (Amber) | 1 |
| 18 | 8990 | Tie Wrap, 8" Nylon | 2 |
| | | Note: Item 2, Reverse Buzzer Kit, contains parts not used in this application. | |

12

E



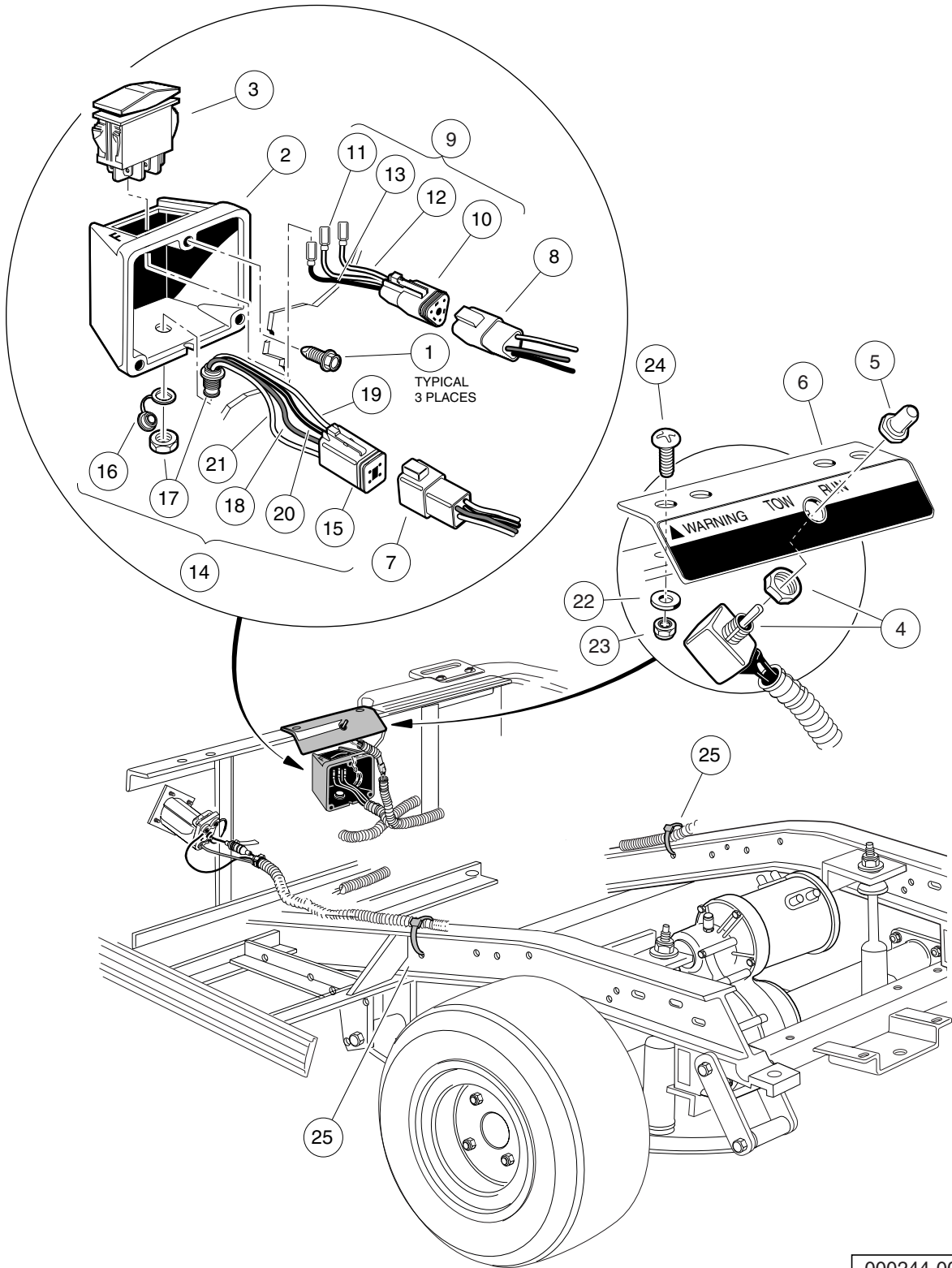
000243-001

MOTOR CONTROLLER OUTPUT REGULATOR (MCOR)

| ITEM | PART NO. | DESCRIPTION | QTY |
|------|-----------|-----------------------------------|-----|
| | | 1 2 3 4 | |
| 1 | 1015752 | Screw, #12-16 X 0.625 Hi-Lo | 2 |
| 2 | 101920101 | Kit, 3-Pin Wedge Lock | 1 |
| 3 | 101936801 | Kit, 2-Pin Wedge Lock | 1 |
| 4 | 102101001 | Bar, Drive, Cast | 1 |
| 5 | 102101101 | MCOR | 1 |

12

E



000244-001

FORWARD/REVERSE SWITCH, TOW/RUN SWITCH

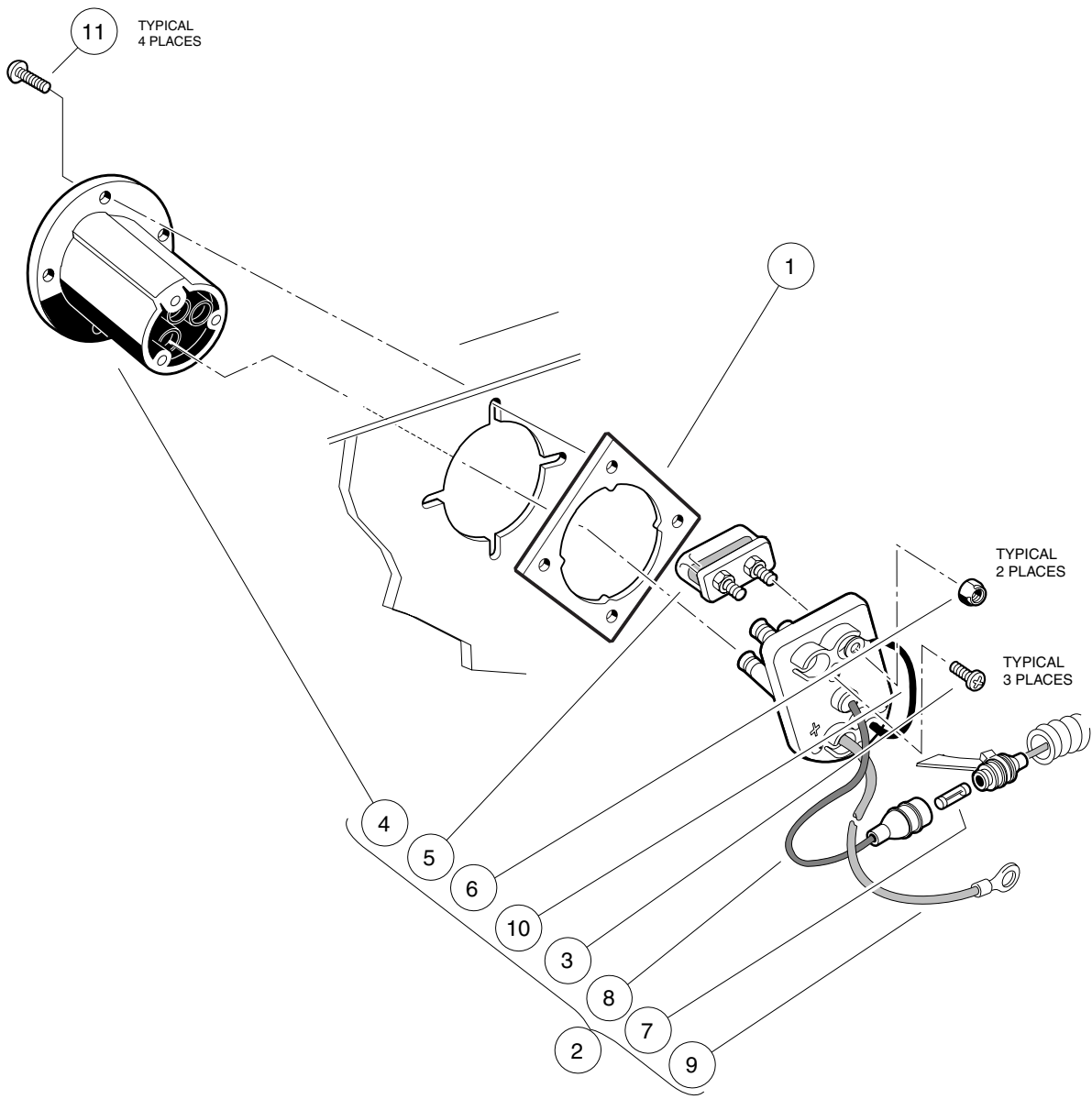
| ITEM | PART NO. | DESCRIPTION | QTY |
|------|-----------|--|-----|
| | | 1 2 3 4 | |
| 1 | 1012285 | Screw, 1/4 X 0.625 Hex-Head | 3 |
| 2 | 101855002 | Case, FNR Switch | 1 |
| 3 | 101856002 | Switch, Rocker, Single-Pole | 1 |
| 4 | 101908101 | Switch Assembly, Tow/Run | 1 |
| 5 | 101908401 | Boot, Switch | 1 |
| 6 | 101922501 | Bracket, Tow/Run Switch Mounting | 1 |
| 7 | 101932401 | Kit, 4-Pin Receptacle and Wedge Lock | 1 |
| 8 | 101942301 | Kit, 3-Pin Wedge Lock | 1 |
| 9 | 102266601 | Wire Assembly, FNR Switch (includes items 10 through 13) | 1 |
| 10 | 101920101 | Kit, 3-Pin Wedge Lock | 1 |
| 11 | N/A | Wire Assembly, #18 Blue | 1 |
| 12 | N/A | Wire Assembly, #18 Orange | 1 |
| 13 | N/A | Wire Assembly, #18 Brown | 1 |
| 14 | 102266701 | Wire Assembly, IQDM Port (includes items 15 through 21) | 1 |
| 15 | 101932501 | Kit, 4-Pin Wedge Lock | 1 |
| 16 | 102196901 | Dust Cap | 1 |
| 17 | N/A | Connector Mount, Four-Pin | 1 |
| 18 | N/A | Wire Assembly, #18 Red/Yellow | 1 |
| 19 | N/A | Wire Assembly, #18 Black/Yellow | 1 |
| 20 | N/A | Wire Assembly, #18 Blue/Yellow | 1 |
| 21 | N/A | Wire Assembly, #18 Green/Yellow | 1 |
| 22 | 332 | Washer, 1/4 Type A Narrow Flat | 2 |
| 23 | 8233 | Locknut, 1/4-20 Nylon Insert | 2 |
| 24 | 8248 | Screw, 1/4-20 X 0.75 Truss-Head Machine | 2 |
| 25 | 8990 | Tie Wrap, 8" Nylon | 1 |

12

E

12

E



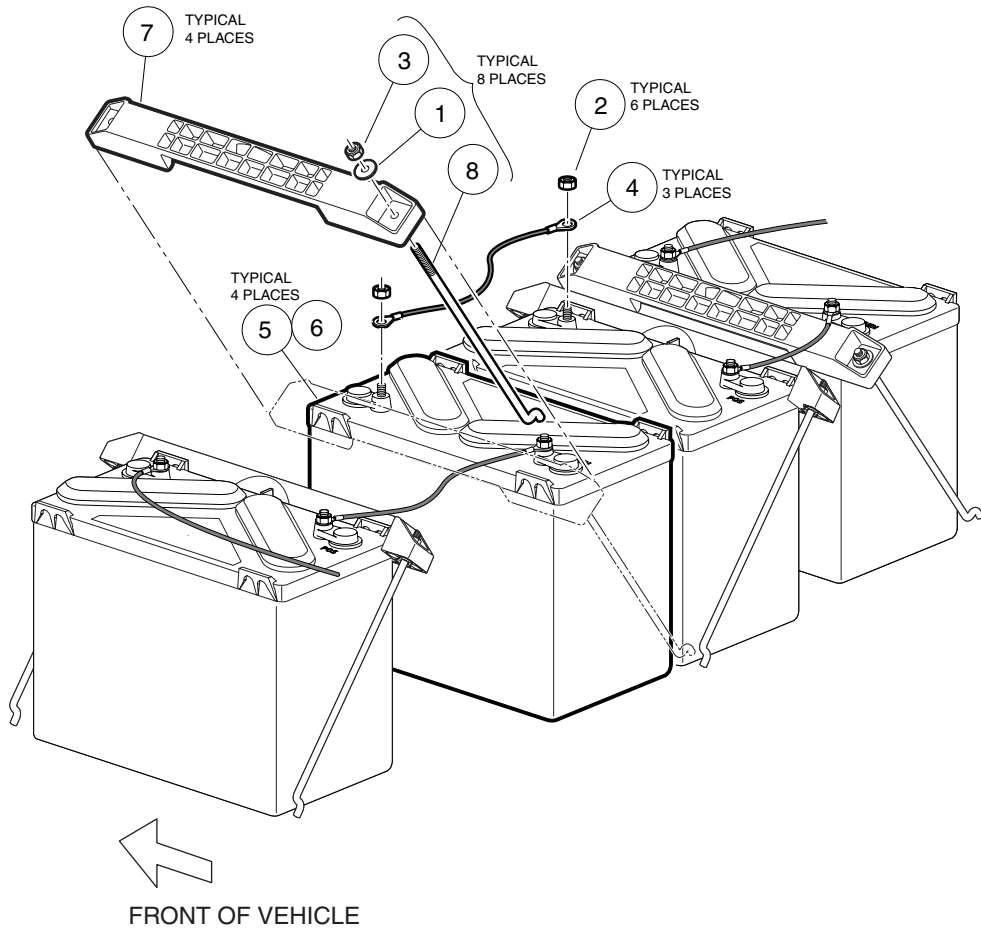
000369-001

BATTERY CHARGER RECEPTACLE

| ITEM | PART NO. | DESCRIPTION | QTY |
|------|-----------|--|-----|
| | | 1 2 3 4 | |
| 1 | 101801001 | Plate, Receptacle Backing | 1 |
| 2 | 101802101 | Fuse and Receptacle Assembly (includes items 3 through 10) | 1 |
| 3 | 1017705 | Screw, #8 X 5/8 Phillips Pan-Head Type AB | 3 |
| 4 | 101796501 | Receptacle | 1 |
| 5 | 101796801 | Fuse Assembly (includes item 6) | 1 |
| 6 | 1013061 | Locknut, #10-32 Nylon Insert | 2 |
| 7 | 101894901 | Fuse, 3/8-Amp | 1 |
| 8 | N/A | Wire Assembly, Sense Lead, Gray | 1 |
| 9 | N/A | Wire Assembly, #10 Red | 1 |
| 10 | N/A | Wire Assembly, #10 Black | 1 |
| 11 | 101832001 | Screw, #7-19 X 0.625 Phillips Pan-Head Tap | 4 |

12

E



000241-002

BATTERIES, ELECTRIC VEHICLE

| ITEM | PART NO. | DESCRIPTION | QTY |
|------|-----------|--|-----|
| | | 1 2 3 4 | |
| 1 | 1011697 | Washer, 5/16 Flat | 8 |
| 2 | 1014304 | Nut, 5/16-18 Stainless-Steel Hex | 8 |
| 3 | 1015072 | Locknut, 5/16-18 Nylon Insert | 8 |
| 4 | 101795701 | Wire Assembly #6 Black | 3 |
| 5 | 102511301 | Battery, Ventmaster 12-Volt (Wet) | 4 |
| 6 | 102511302 | Battery, Ventmaster 12-Volt (Dry, also known as moist) | 4 |
| 7 | 102777401 | Battery Hold-Down | 4 |
| 8 | 102832601 | Bolt, Battery, J- | 8 |

12

E

OBC, CONTROLLER, AND SOLENOID – ELECTRIC VEHICLE

12

E

| ITEM | PART NO. | DESCRIPTION | QTY |
|------|-----------|---|-----|
| | | 1 2 3 4 | |
| 1 | 1012285 | Screw, 1/4 X 0.625 Hex-Head | 9 |
| 2 | 1014288 | Screw, 5/16-18 X 0.75 Thread-Forming | 2 |
| 3 | 1014947 | Resistor Assembly | 1 |
| 4 | 1014948 | Diode | 1 |
| 5 | 101827801 | Ground Wire Kit, 48-Volt (includes items 6 through 8) | 1 |
| 6 | N/A | Compression Lug | 1 |
| 7 | N/A | Wire Assembly, Black | 1 |
| 8 | 8990 | Tie Wrap, 8" Nylon | 3 |
| 9 | 101908701 | Solenoid, 48-Volt (includes items 10 through 14) | 1 |
| 10 | 1012528 | Nut, M8-1.25 Hex | 2 |
| 11 | 1013734 | Lockwasher, 8mm Split | 2 |
| 12 | N/A | Solenoid, 48-Volt | 1 |
| 13 | N/A | Washer, Lock | 2 |
| 14 | N/A | Nut | 2 |
| 15 | 101910401 | Screw, 5/16-18 X 1.25 Thrd Frm | 2 |
| 16 | 101932701 | Kit, 6-Pin Receptacle and Wedge Lock | 1 |
| 17 | 101965205 | Plate, Component Mounting | 1 |
| 18 | 102240501 | Bolt, Controller, Terminal | 3 |
| 19 | **** | Extrusion, Cover Support | 1 |
| 20 | 102259801 | Terminal Block | 1 |
| 21 | 102263601 | Wire Assy, #10 Black | 1 |
| 22 | 102263701 | Screw, #10-24 X 0.75 Phillips, Thread-Forming | 1 |
| 23 | 102266501 | Kit, Connector, IQ Controller | 1 |
| 24 | 102806201 | Controller, IQ, 48-volt | 1 |
| 25 | 102852001 | Onboard Computer (includes item 26) | 1 |
| 26 | 101932601 | Kit, 6-Pin Wedge Lock | 1 |
| 27 | 103316701 | Cover - Controller, Deep | 1 |
| 28 | 1242 | Nut, 5/16-18 Hex | 1 |
| 29 | 7174 | Lockwasher, 5/16 Split | 1 |
| 30 | 8639 | Tie Wrap, 11" Nylon | 1 |
| 31 | 8990 | Tie Wrap, 8" Nylon | 1 |
| | | **** Special order item available upon request. | |

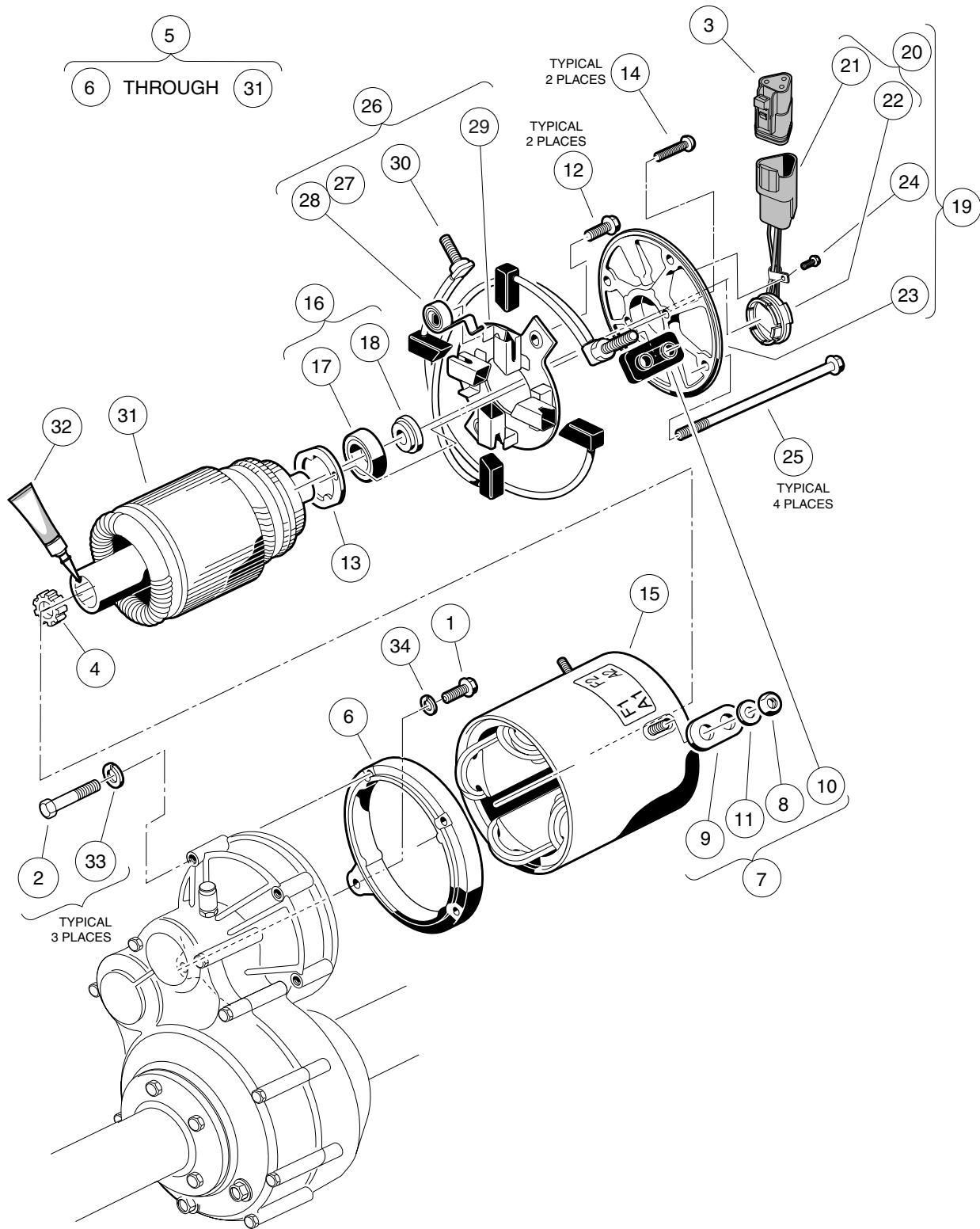
12

E

ELECTRIC MOTOR

13

E



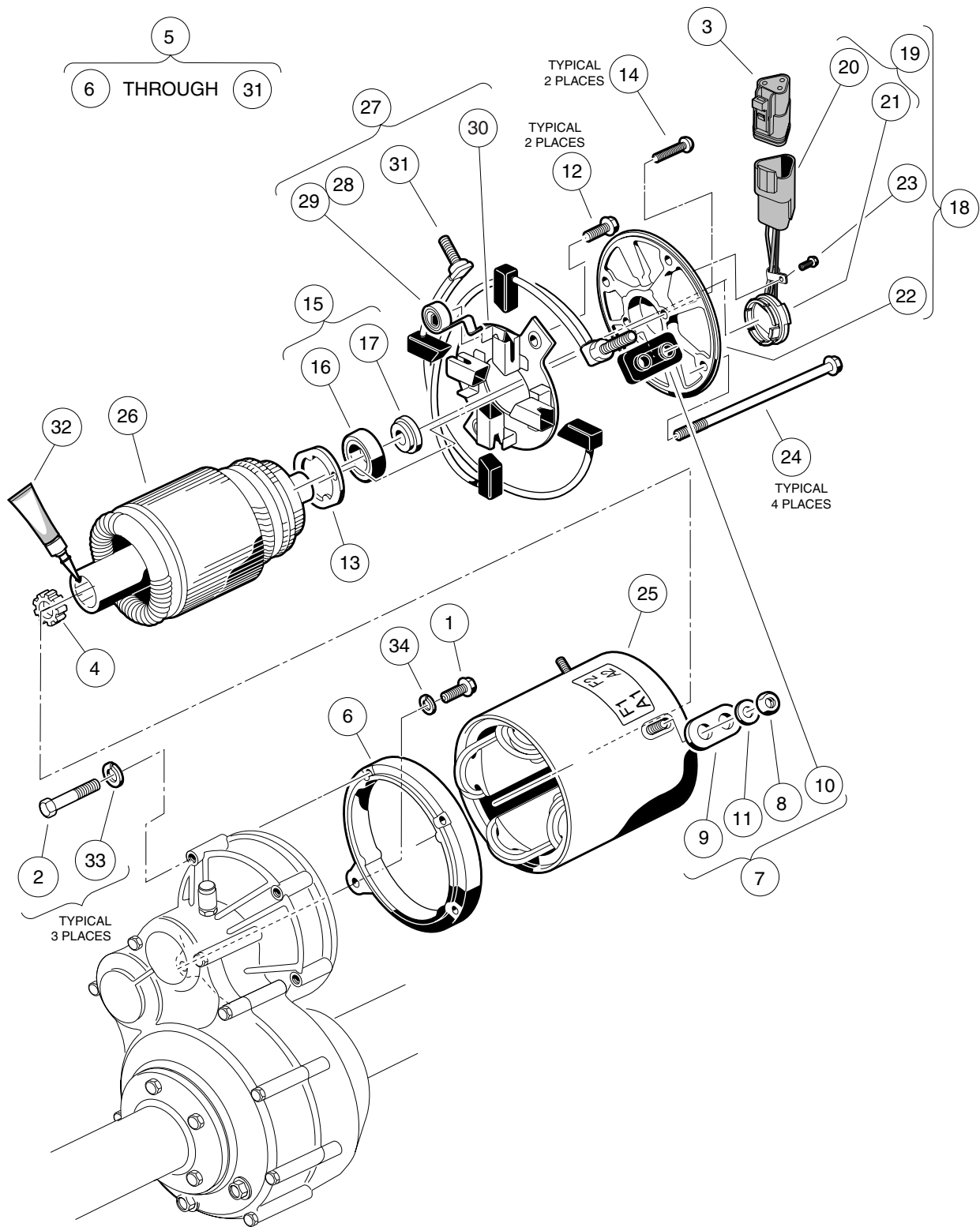
000349-001

MOTOR (MODEL 5BC59JBS6365) – ELECTRIC VEHICLE

13

E

| ITEM | PART NO. | DESCRIPTION | QTY |
|--|-----------|--|-----|
| | | 1 2 3 4 | |
| 1 | 1010934 | Screw, 5/16-18 X 1.00 Hex Cap | 1 |
| 2 | 1014201 | Screw, 1/4-20 X 2.25 Hex Cap | 3 |
| 3 | 101920101 | Kit, 3-Pin Wedge Lock | 1 |
| 4 | 102235201 | Bumper, Drive Unit | 1 |
| 5 | N/A | Motor, 48-Volt Shunt-Wound * (includes items 6 through 31) | 1 |
| 6 | 1017944 | End Shield | 1 |
| 7 | 1017947 | Hardware Package (includes items 8 through 11) | 1 |
| 8 | 1011280 | Locknut, 5/16-18 | 4 |
| 9 | N/A | Insulator Bushing | 2 |
| 10 | N/A | Insulated Bushing | 2 |
| 11 | 1241 | Washer, 5/16 Type A Flat | 4 |
| 12 | 1017949 | Screw, #6-32 X 0.480 Hex-Head | 2 |
| 13 | 1017950 | Bearing Retainer | 1 |
| 14 | 1017953 | Screw, Bearing Retainer | 2 |
| 15 | 102265501 | Stator Shell and Winding | 1 |
| 16 | 102265701 | Kit, Bearing and Magnet (includes items 17 and 18) | 1 |
| 17 | N/A | Ball Bearing | 1 |
| 18 | N/A | Magnet | 1 |
| 19 | 102265901 | Motor End Shield Asm (includes items 20 through 24) | 1 |
| 20 | 102265601 | Speed Sensor Assembly (includes items 21 and 22) | 1 |
| 21 | 101942301 | Kit, 3-Pin Wedge Lock | 1 |
| 22 | N/A | Sensor, Speed, without Connector | 1 |
| 23 | 102266001 | End Shield, Motor | 1 |
| 24 | 102267001 | Screw, #8-32 X 0.375 Hex-Head | 1 |
| 25 | 102266101 | Screw, #10 - 32 X 8.250 | 4 |
| 26 | 102327801 | Brush Assembly, Beveled (includes items 27 through 30) | 1 |
| 27 | 1011411 | Kit, Brush Spring (ge Motor) (includes item 28) | 1 |
| 28 | N/A | Brush Spring | 4 |
| 29 | 1017948 | Brush Rigging | 1 |
| 30 | 102251901 | Brush Kit, Motor | 1 |
| 31 | N/A | Armature | 1 |
| 32 | 102243403 | Lubricant, Moly-Teflon (Single-Use Tube) | 1 |
| 33 | 451 | Lockwasher, 1/4 Helical Split | 3 |
| 34 | 7174 | Lockwasher, 5/16 Split | 1 |
| <p>* Note: The model 5BC59JBS6365 motor has been discontinued. To replace the motor, use motor model 5BC59JBS6390.</p> | | | |



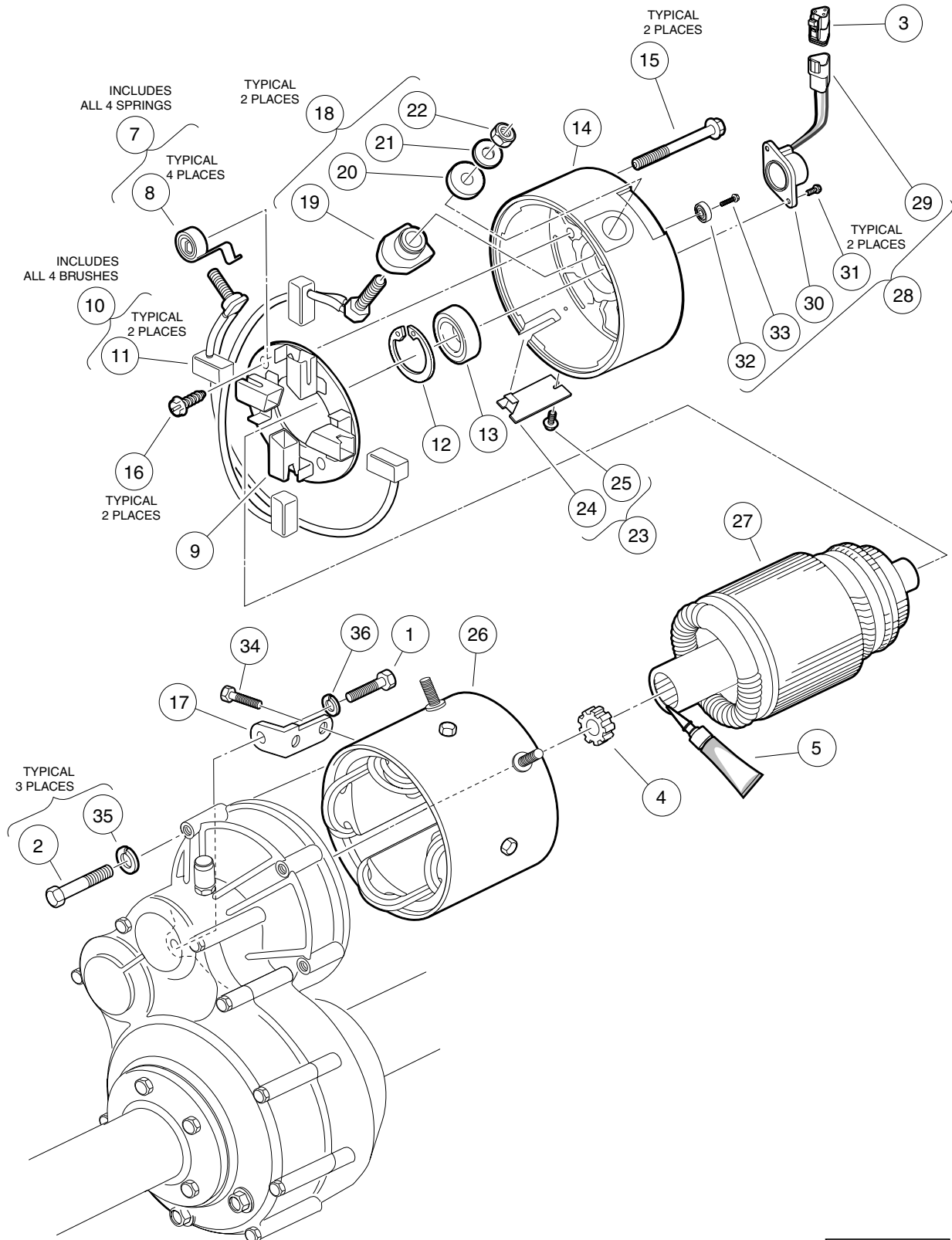
000349-002

MOTOR (MODEL 5BC59JBS6390) – ELECTRIC VEHICLE

| ITEM | PART NO. | DESCRIPTION | QTY |
|------|-----------|---|-----|
| | | 1 2 3 4 | |
| 1 | 1010934 | Screw, 5/16-18 X 1.00 Hex Cap | 1 |
| 2 | 1014201 | Screw, 1/4-20 X 2.25 Hex Cap | 3 |
| 3 | 101920101 | Kit, 3-Pin Wedge Lock | 1 |
| 4 | 102235201 | Bumper, Drive Unit | 1 |
| 5 | 102240104 | Motor, 48-Volt Non-Skew IQ (includes items 6 through 27) | 1 |
| 6 | 1017944 | End Shield | 1 |
| 7 | 1017947 | Hardware Package (includes items 8 through 11) | 1 |
| 8 | 1011280 | Locknut, 5/16-18 | 4 |
| 9 | N/A | Insulator Bushing | 2 |
| 10 | N/A | Insulated Bushing | 2 |
| 11 | 1241 | Washer, 5/16 Type A Flat | 4 |
| 12 | 1017949 | Screw, #6-32 X 0.480 Hex-Head | 2 |
| 13 | 1017950 | Bearing Retainer | 1 |
| 14 | 1017953 | Screw, Bearing Retainer | 2 |
| 15 | 102265701 | Kit, Bearing and Magnet (includes items 16 and 17) | 1 |
| 16 | N/A | Ball Bearing | 1 |
| 17 | N/A | Magnet | 1 |
| 18 | 102265901 | Motor End Shield Asm (includes items 19 through 23) | 1 |
| 19 | 102265601 | Speed Sensor Assembly (includes items 20 and 21) | 1 |
| 20 | 101942301 | Kit, 3-Pin Wedge Lock | 1 |
| 21 | N/A | Sensor, Speed, without Connector | 1 |
| 22 | 102266001 | End Shield, Motor | 1 |
| 23 | 102267001 | Screw, #8-32 X 0.375 Hex-Head | 1 |
| 24 | 102266101 | Screw, #10 - 32 X 8.250 | 4 |
| 25 | 103325701 | Stator Shell and Winding | 1 |
| 26 | N/A | Non Skew Armature | 1 |
| 27 | 103337601 | Brush Assembly, IQ Motor, Non-Skew (includes items 28 through 31) | 1 |
| 28 | 1011411 | Kit, Brush Spring (ge Motor) (includes item 29) | 1 |
| 29 | N/A | Brush Spring | 4 |
| 30 | 103325501 | Brush Rigging, Non-Skew Motor | 1 |
| 31 | 103325601 | Brush Set, Non-Skew | 1 |
| 32 | 102243403 | Lubricant, Moly-Teflon (Single-Use Tube) | 1 |
| 33 | 451 | Lockwasher, 1/4 Helical Split | 3 |
| 34 | 7174 | Lockwasher, 5/16 Split | 1 |

13

E



000185-001

MOTOR (MODEL EJ4-4001) – ELECTRIC VEHICLE

| ITEM | PART NO. | DESCRIPTION | QTY |
|------|-----------|--|-----|
| | | 1 2 3 4 | |
| 1 | 1010934 | Screw, 5/16-18 X 1.00 Hex Cap | 1 |
| 2 | 1014201 | Screw, 1/4-20 X 2.25 Hex Cap | 3 |
| 3 | 101920101 | Kit, 3-Pin Wedge Lock | 1 |
| 4 | 102235201 | Bumper, Drive Unit | 1 |
| 5 | 102243403 | Lubricant, Moly-Teflon (Single-Use Tube) | 1 |
| 6 | 102705001 | IQ Electric Motor, 48-VDC 3.3 hp (includes items 7 through 34) | 1 |
| 7 | 102186001 | Spring Kit, Motor Brush (includes item 8) | 1 |
| 8 | N/A | Spring, Brush, Starter/gen | 4 |
| 9 | 102186101 | Brush Box Assembly | 1 |
| 10 | 102186201 | Brush Kit, Motor (includes item 11) | 1 |
| 11 | N/A | Assembly, Brush and Terminal | 2 |
| 12 | 102186301 | Ring, 2.24" Internal Retaining | 1 |
| 13 | 102186401 | Bearing, Ball | 1 |
| 14 | 102186701 | End Cap, Motor | 1 |
| 15 | 102186801 | Screw, 1/4-20 X 2.25 Hex-Head Washer | 2 |
| 16 | 102186901 | Screw, #8-32 X .5 Hex-Head | 2 |
| 17 | 102187001 | L-Bracket, Motor | 1 |
| 18 | 102187101 | Hardware Kit, Motor Terminal (includes items 19 through 22) | 2 |
| 19 | N/A | Bushing, Nylon | 2 |
| 20 | N/A | Washer, Nylon Flat | 2 |
| 21 | N/A | Washer, Flat, 5/16 Steel | 2 |
| 22 | N/A | Nut, Brass Hex, 5/16 - 18 | 2 |
| 23 | 102187201 | Plate Kit, Motor Cover (includes items 24 and 25) | 1 |
| 24 | N/A | Assembly, Cover Plate | 1 |
| 25 | N/A | Screw, #8-32 x 0.375, Taptite Thread | 1 |
| 26 | 102704701 | Frame and Field Assembly | 1 |
| 27 | 102704801 | Armature Assembly | 1 |
| 28 | 102704901 | Kit, Speed Sensor (includes items 29 through 33) | 1 |
| 29 | 101942301 | Kit, 3-Pin Wedge Lock | 1 |
| 30 | N/A | Sensor, Motor Speed, ADC | 1 |
| 31 | N/A | Screw, #8-32, Taptite Thread | 2 |
| 32 | N/A | Magnet, ADC Motor | 1 |
| 33 | N/A | Screw, 1/4-20 x 0.5 | 1 |
| 34 | N/A | Bolt, 1/4 - 20 x 0.73 Thread-Forming | 2 |
| 35 | 451 | Lockwasher, 1/4 Helical Split | 3 |
| 36 | 7174 | Lockwasher, 5/16 Split | 1 |

13

E

13

E

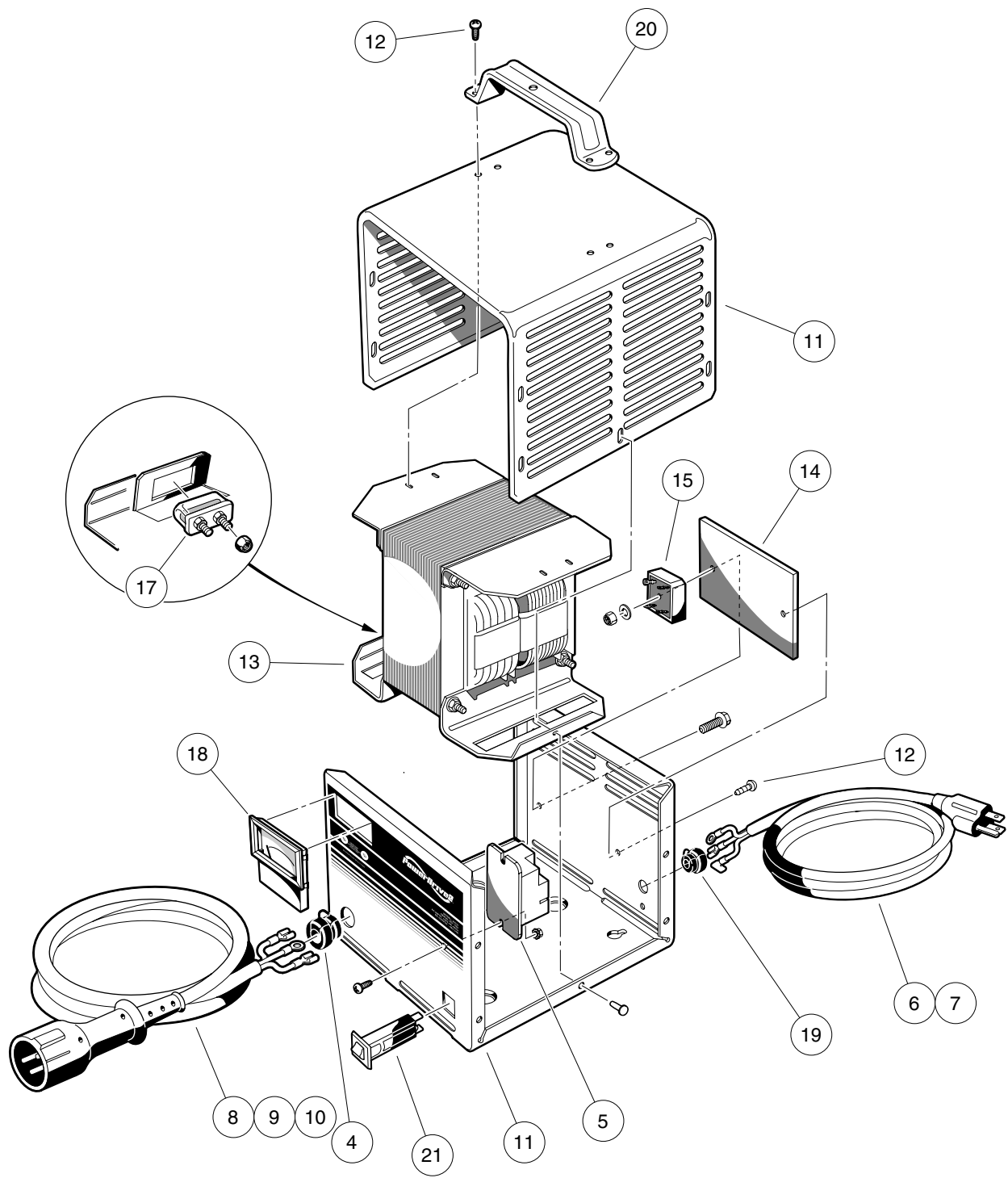
BATTERY CHARGER

14

E

14

E



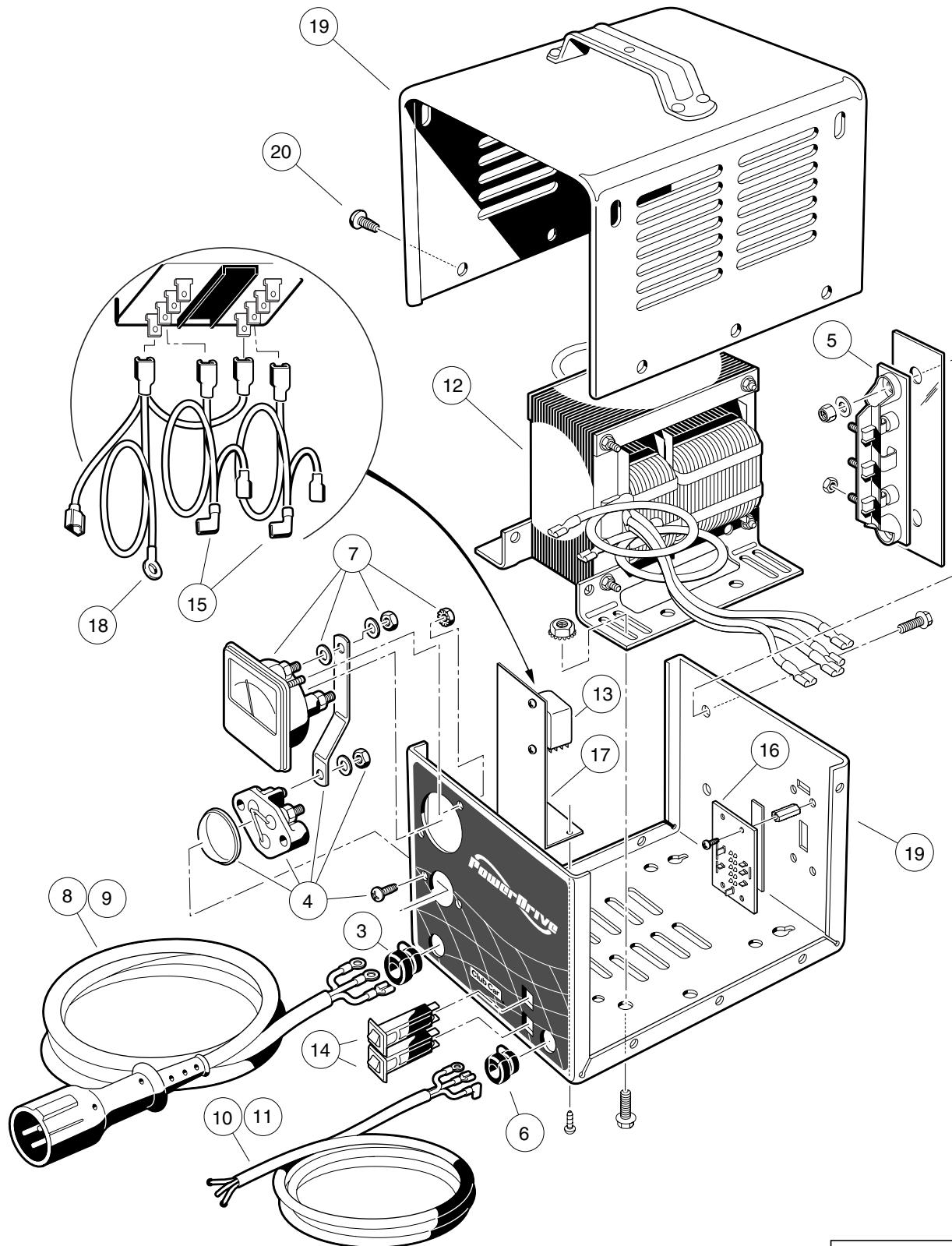
000291-001

POWERDRIVE 2 BATTERY CHARGER (MODEL 22110), DOMESTIC

| ITEM | PART NO. | DESCRIPTION | QTY |
|------|-----------|--|-----|
| | | 1 2 3 4 | |
| 1 | 101802204 | 48-V/13-A PowerDrive 2 (9-ft. DC, 6-ft. AC) | 1 |
| 2 | 101802205 | 48-V/13-A PowerDrive 2 (12-ft. DC, 9-ft. AC) | 1 |
| 3 | 101802206 | 48-V/13-A PowerDrive 2 (20-ft. DC, 9-ft. AC) (includes items 4 through 21) | 1 |
| 4 | 1012098 | Bushing, DC Cord | 1 |
| 5 | 101828601 | Relay, 48-Volt | 1 |
| 6 | 101828801 | Cord, AC, 80-Inch (203 cm) | 1 |
| 7 | 101828802 | Cord, AC, 108-Inch (274 cm) | 1 |
| 8 | 101828904 | PD2 DC Cordset, 113-inch | 1 |
| 9 | 101828905 | PD2 DC Cordset, 154-inch | 1 |
| 10 | 101828906 | Pd2 Dc Cordset 250 Inch | 1 |
| 11 | 102273201 | PD2 Case (includes item 12) | 1 |
| 12 | 7577 | Screw, #10 X 0.50 Phillips Pan-Head | 12 |
| 13 | 102273301 | PD2 Transformer Asm | 1 |
| 14 | 102273401 | PD2 Heatsink | 1 |
| 15 | 102273501 | PD2 Diode Bridge w/Film | 1 |
| 16 | 102273601 | PD2 Wire Asm | 1 |
| 17 | 102273701 | PD2 Fuse Asm | 1 |
| 18 | 102273801 | PD2 Ammeter | 1 |
| 19 | 102273901 | PD2 AC Cord Bushing | 1 |
| 20 | 102274001 | PD2 Handle | 1 |
| 21 | CCX8506 | Circuit Breaker, 15-Amp/120-Volt | 1 |
| | | Note: Item 16 not shown. Level 1 Battery Charger part numbers include one AC and one DC cord. They do not include all of the level 2 cords listed. | |

14

E



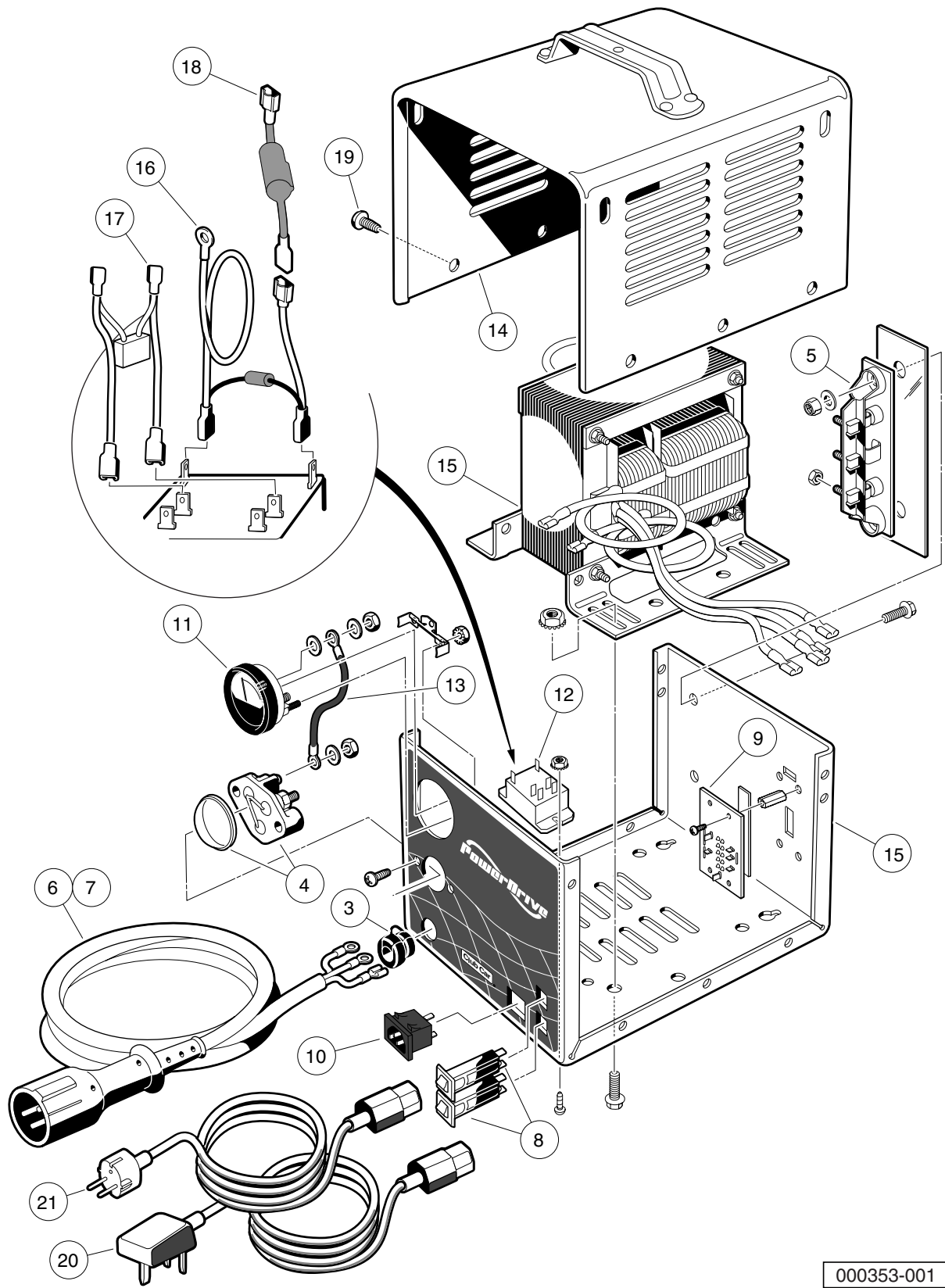
000352-001

POWERDRIVE BATTERY CHARGER (MODEL 18780), EXPORT

| ITEM | PART NO. | DESCRIPTION | QTY |
|---|-----------|--|-----|
| | | 1 2 3 4 | |
| 1 | 101831503 | Battery Charger, 48-Volt DC (8.5-ft DC, 6-ft AC) | 1 |
| 2 | 101831504 | Battery Charger, 48-Volt DC (12-ft DC, 9-ft AC) (includes items 3 through 20) | 1 |
| 3 | 1012098 | Bushing, DC Cord | 1 |
| 4 | 1012101 | Fuse Assembly | 1 |
| 5 | 1015914 | Rectifier with Heatsink Assembly | 1 |
| 6 | 1015917 | Bushing, AC Cord | 1 |
| 7 | 101828501 | Ammeter | 1 |
| 8 | 101828901 | Cord, DC, 113-Inch (287 cm) | 1 |
| 9 | 101828902 | Cord, DC, 154-Inch (391 cm) | 1 |
| 10 | 101831701 | Cord, AC, 80-Inch (203 cm), without Plug | 1 |
| 11 | **** | Cord, AC, 118-Inch (203 cm), without Plug | 1 |
| 12 | 101838201 | Transformer, Export Battery Charger | 1 |
| 13 | 101838301 | Relay, Export Charger | 1 |
| 14 | 101838401 | Circuit Breaker | 2 |
| 15 | 101838501 | Kit, Wire Assembly | 1 |
| 16 | 101838601 | Four-Position Switch | 1 |
| 17 | 101838701 | Mounting Bracket, Relay | 1 |
| 18 | 101914401 | Assembly, Voltage Suppressor | 1 |
| 19 | N/A | Case, Charger | 1 |
| 20 | 7577 | Screw, #10 X 0.50 Phillips Pan-Head | 10 |
| <p>**** Special order item available upon request.</p> <p>Note: Level 1 Battery Charger part numbers include one AC and one DC cord. They do not include all of the level 2 cords listed.</p> | | | |

14

E



000353-001

POWERDRIVE BATTERY CHARGER (MODEL 20310), EUROPEAN

14

E

| ITEM | PART NO. | DESCRIPTION | QTY |
|---|-----------|--|-----|
| | | 1 2 3 4 | |
| 1 | 101956201 | Battery Charger, 48-Volt w/ 4-Position Switch (8.5-ft DC) | 1 |
| 2 | 101956202 | Battery Charger, 48-Volt w/ 4-Pos. Switch (12-ft DC) (includes items 3 through 19) | 1 |
| 3 | 1012098 | Bushing, DC Cord | 1 |
| 4 | 1012101 | Fuse Assembly | 1 |
| 5 | 1015914 | Rectifier with Heatsink Assembly | 1 |
| 6 | 101828901 | Cord, DC, 113-Inch (287 cm) | 1 |
| 7 | 101828902 | Cord, DC, 154-Inch (391 cm) | 1 |
| 8 | 101838401 | Circuit Breaker | 2 |
| 9 | 101838601 | Four-Position Switch | 1 |
| 10 | 101973501 | Receptacle, AC Cord | 1 |
| 11 | 101976601 | Ammeter with Mounting Bracket | 1 |
| 12 | 101987501 | Relay | 1 |
| 13 | N/A | Wire, Jumper | 1 |
| 14 | N/A | Case, Charger | 1 |
| 15 | **** | Transformer, European Battery Charger | 1 |
| 16 | **** | Suppressor, AC Voltage | 1 |
| 17 | **** | Assembly, Wire | 1 |
| 18 | **** | Limiter, Current | 1 |
| 19 | 7577 | Screw, #10 X 0.50 Phillips Pan-Head | 10 |
| 20 | 101958201 | Cord, UK, AC, Battery Charger | 1 |
| 21 | 101958301 | Cord, European AC, Battery Charger | 1 |
| <p>**** Special order item available upon request.</p> <p>Note: Level 1 Battery Charger part numbers include one AC and one DC cord. They do not include all of the level 2 cords listed.</p> | | | |

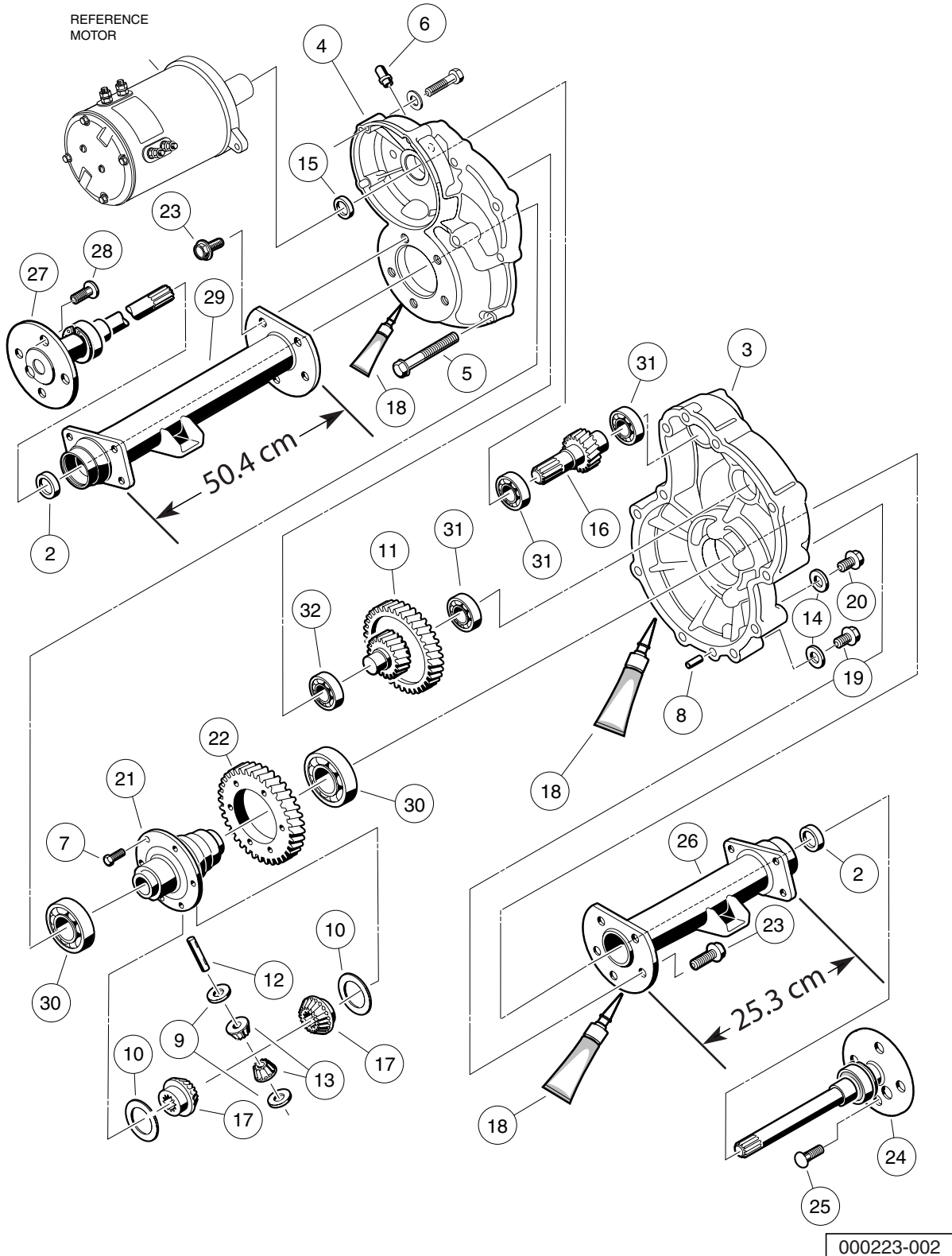
14

E

TRANSAXLE – ELECTRIC VEHICLES

15

E



TRANSAXLE – ELECTRIC VEHICLES

| ITEM | PART NO. | DESCRIPTION | QTY |
|------|-----------|---|-----|
| | | 1 2 3 4 | |
| 1 | 102771701 | Transaxle, Electric (includes items 2 through 32) | 1 |
| 2 | 1013794 | Axle Shaft Oil Seal | 2 |
| 3 | 101895401 | Gear Case, Left-Hand | 1 |
| 4 | 101895501 | Gear Case, Passenger-Side | 1 |
| 5 | 101897001 | Screw, M8-1.25 X 60mm Hex-Head | 11 |
| 6 | 101897201 | Breather | 1 |
| 7 | 101897401 | Screw, M10-1.25 X 25mm | 6 |
| 8 | 101897601 | Pin, 11mm OD X 8.5mm ID X 10mm | 2 |
| 9 | 101903601 | Washer, Thrust | 2 |
| 10 | 101903701 | Washer, Thrust | 2 |
| 11 | 101906901 | Intermediate Shaft Assembly | 1 |
| 12 | 101922101 | Pin, 15.99mm X 88.7mm Dowel | 1 |
| 13 | 101923001 | Gear, Differential Idler | 2 |
| 14 | 101923201 | Gasket | 2 |
| 15 | 101923501 | Seal, Lip | 1 |
| 16 | 101923701 | Shaft, Input | 1 |
| 17 | 101923901 | Gear, Differential | 2 |
| 18 | 101928701 | Sealant | A/R |
| 19 | 101972101 | Plug, M14-1.5 X 12mm Magnetic | 1 |
| 20 | 101972201 | Plug, M14-1.5 X 12mm Hex | 1 |
| 21 | 102356601 | Housing, Differential, 6 Bolt | 1 |
| 22 | 102356801 | Gear, Differential Output, 6-Bolt | 1 |
| 23 | 102357001 | Screw, Flg Hd M10 X 1.5 X 30 | 10 |
| 24 | 102886301 | Axle Assembly, Driver-Side (includes item 25) | 1 |
| 25 | 101922201 | Lug Stud | 4 |
| 26 | 102886401 | Tube, Axle, Driver-Side | 1 |
| 27 | 102886501 | Axle Assembly, Passenger-Side (includes item 28) | 1 |
| 28 | 101922201 | Lug Stud | 4 |
| 29 | 102886601 | Tube, Axle, Passenger-Side | 1 |
| 30 | 7330 | Inner Axle, Tube Bearing | 2 |
| 31 | 7335 | Bearing | 3 |
| 32 | 7336 | Bearing | 1 |

15

E

15

E

MAINTENANCE AND SERVICE TOOLS

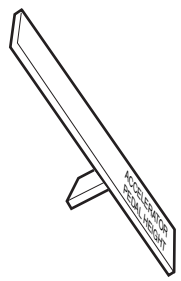
16

G

E

D

16
G
E
D



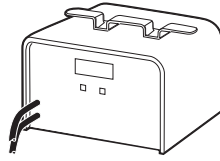
1



2



3



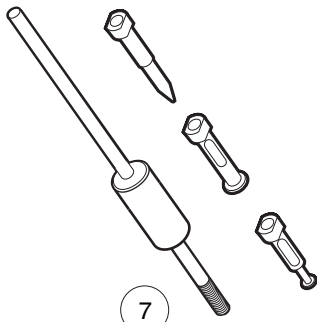
4



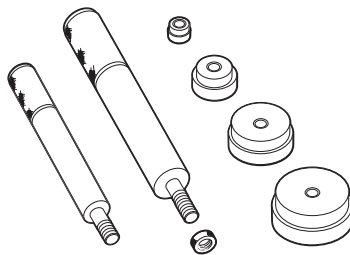
5



6



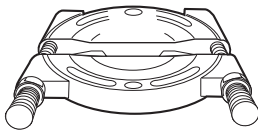
7



8



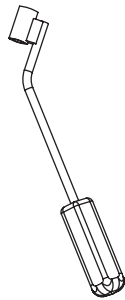
9



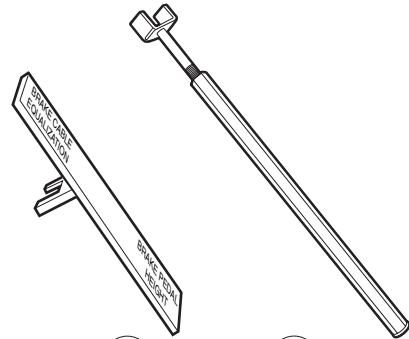
10



11



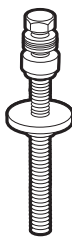
12



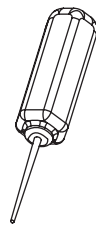
14 15
13



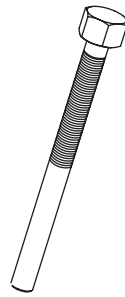
16



17



18



19

MAINTENANCE AND SERVICE TOOLS

| ITEM | PART NO. | DESCRIPTION | QTY DIESEL | QTY GAS | QTY ELEC |
|------|-----------|---|---------------|------------|-------------|
| | | <p style="text-align: center;">1 2 3 4</p> <p>The following tool list includes all tools available from Club Car for maintenance and service procedures for gasoline, electric, and/or diesel vehicles, both past and present models. Be sure to carefully examine the tool list for applicability to your vehicle before ordering.</p> | | | |
| 1 | 101871001 | Accelerator Pedal Adjustment Tool | | 1 | 1 |
| 2 | 101813202 | Adhesive, Guide Ring, 3-Gram Tube | | | 1 |
| 3 | 101641202 | Arbor | | 1 | |
| 4 | 101831901 | Battery Discharge Machine, 36/48 Volt | | | 1 |
| 5 | 1014305 | Battery Terminal Protector Spray | 1 | 1 | 1 |
| 6 | 1011767 | Battery Thermometer | 1 | 1 | 1 |
| 7 | 1016417 | Bearing and Oil Seal Remover Assembly | 1 | 1 | 1 |
| 8 | 1016416 | Bearing Driver Set | 1 | 1 | 1 |
| 9 | 1012811 | Bearing Puller | 1 | 1 | 1 |
| 10 | 1012812 | Bearing Puller Wedge Attachment | 1 | 1 | 1 |
| 11 | 1013582 | Brake Adjustment Tool (used only on vehicles with manually adjusted mechanical brakes) | | 1 | 1 |
| 12 | 102555501 | Brake Cable Release Tool | 1 | 1 | 1 |
| 13 | 102249901 | Brake Pedal Adjustment Tool Kit (used for the Carryall Electric Industrial Truck only) (includes items 14 and 15)..... | | | 1 |
| 14 | **** | Brake Pedal Adjustment Tool | | | 1 |
| 15 | **** | Brake Pedal Tension Tool | | | 1 |
| 16 | 101887101 | Calibration Test Module | | | 1 |
| 17 | 101808401 | Cam Installation Tool | | 1 | |
| 18 | 102562401 | Charger Bezel Tool | | | 1 |
| 19 | 102686101 | Clutch Removal Tool (for 4x4 vehicles)..... | 1 | 1 | |
| | | Please refer to the maintenance and service manual for proper tool application. | | | |
| | **** | Special order item available upon request | | | |

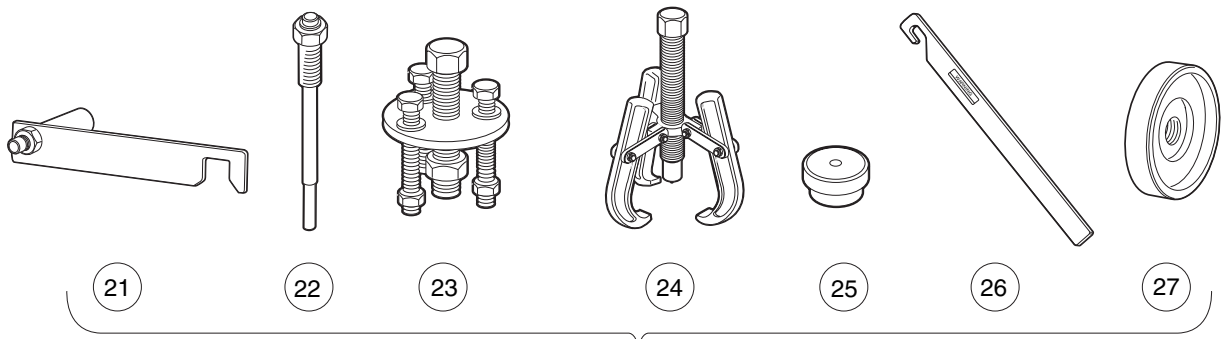
16

G


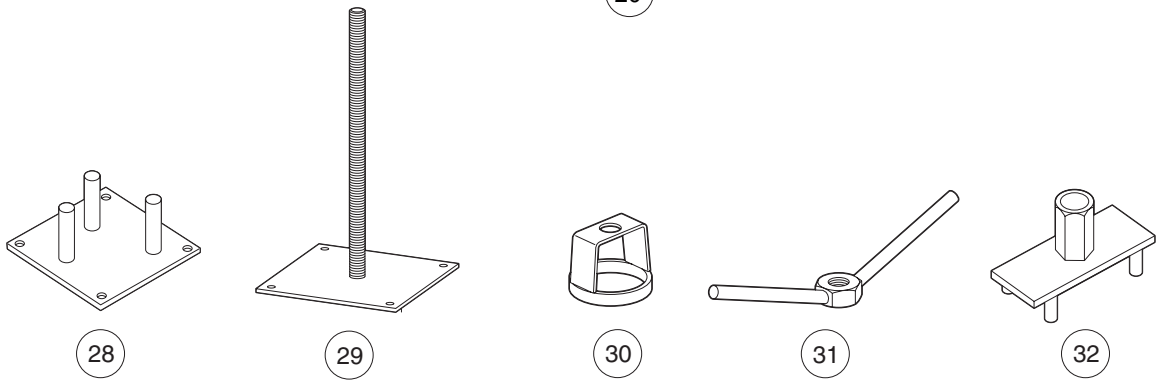
E

D

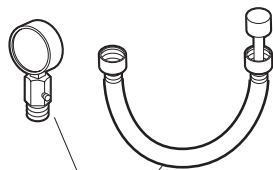
16
G
E
D



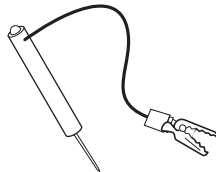
20



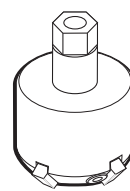
33



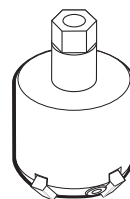
34



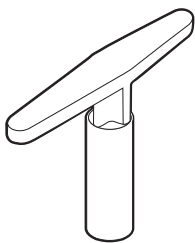
35



36



37



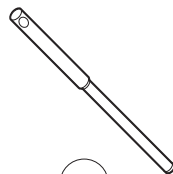
38



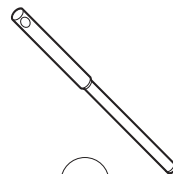
39



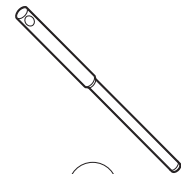
40



41



42




43

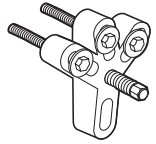
MAINTENANCE AND SERVICE TOOLS, CONTINUED

| ITEM | PART NO. | DESCRIPTION | QTY | QTY | QTY | 16 |
|------|-----------|--|--------|-----|------|----|
| | | | DIESEL | GAS | ELEC | |
| | | 1 2 3 4 | | | | G |
| 20 | 1014510 | Clutch Tool Kit (includes items 21 - 27) | | 1 | | |
| 21 | 1014498 | Clutch Alignment Tool (for pre-unitized transaxle vehicles built prior to 1997 model year) | | 1 | | E |
| 22 | 1014496 | Drive Clutch Puller (for Kawasaki engines only) | | 1 | | |
| 23 | 1014497 | Drive Clutch Hub Puller (for Kawasaki engines only) | | 1 | | D |
| 24 | 1014508 | Driven Clutch Cam Puller (for Kawasaki engines only) | | 1 | | |
| 25 | 1014507 | Driven Clutch Puller Plug (for Kawasaki engines only) | | 1 | | |
| 26 | 1015524 | Drive Clutch Holder Tool Assembly (for Kawasaki engines only) | | 1 | | |
| 27 | 101809101 | Press Weldment (for Kawasaki engines only) | | 1 | | |
| 28 | 102601501 | Drive ClutchFixed Sheave Tool (for 4x4 vehicles)..... | 1 | 1 | | |
| 29 | 102603501 | Driven Clutch Spring Compression Base (for use with items 30 and 31) (for 4x4 vehicles) | 1 | 1 | | |
| 30 | 102605201 | Driven Clutch Spring Compression Collar (for use with items 29 and 31) (for 4x4 vehicles) | 1 | 1 | | |
| 31 | 102606101 | Driven Clutch Spring Compression Nut (for use with items 29 and 30) (for 4x4 vehicles) | 1 | 1 | | |
| 32 | 102607501 | Drive Clutch Spider Removal Tool (for 4x4 vehicles)..... | 1 | 1 | | |
| 33 | 101831801 | Communication Display Module | | | 1 | |
| 34 | 101641002 | Compression Gauge and Adapter | | 1 | | |
| 35 | 1011273 | Continuity Tester | | 1 | 1 | |
| 36 | 102773801 | Cutter, Valve Seat, #122 | | 1 | | |
| 37 | 102773901 | Cutter, Valve Seat #115..... | | 1 | | |
| 38 | 102774101 | Wrench, T, #505 | | 1 | | |
| 39 | 102774101 | Adapter, T-Wrench | | 1 | | |
| 40 | 102675401 | Cutter, Valve Seat, 60 Degree (requires item 51) (for Honda GX620 Gasoline Engines) | | 1 | | |
| 41 | 102774201 | Pilot, 6.6 MM | | 1 | | |
| 42 | 102774301 | Pilot, 6.62 MM | | 1 | | |
| 43 | 102774401 | Pilot, 6.65 MM | | 1 | | |
| | | Please refer to the maintenance and service manual for proper tool application. | | | | |

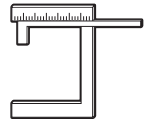
16
G
E
D



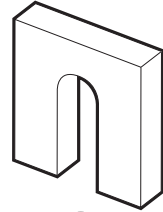
44



45



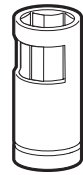
46



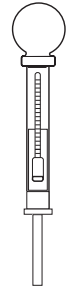
47



48



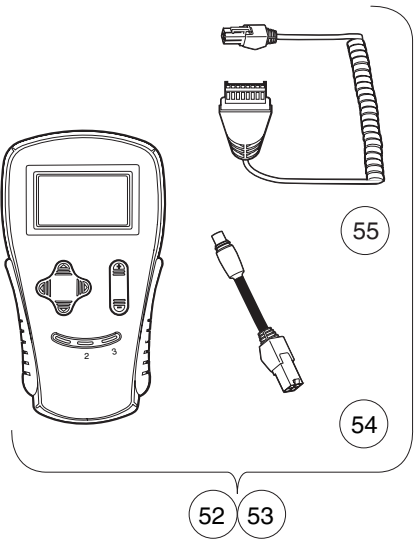
49



50



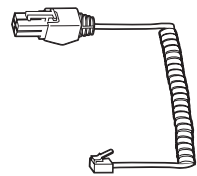
51




52 53

55

54



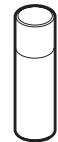
56



57



58



59 60



61

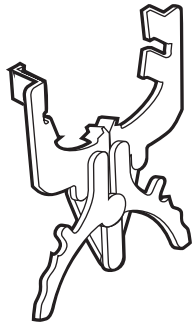
MAINTENANCE AND SERVICE TOOLS, CONTINUED

| ITEM | PART NO. | DESCRIPTION | QTY | QTY | QTY | 16 |
|---|-----------|--|--------|-----|------|----|
| | | | DIESEL | GAS | ELEC | |
| | | 1 2 3 4 | | | | G |
| 44 | 1012151 | Dry Moly Lubricant | 1 | 1 | 1 | |
| 45 | 1016627 | Flywheel Puller Kit (for Kawasaki Engines) | | 1 | | E |
| 46 | 102669901 | Gauge, Carburetor Float Level (for Honda GX620 Gasoline Engines) | | 1 | | |
| 47 | 1016418 | Gear Yoke | 1 | 1 | 1 | D |
| 48 | 101933101 | Governor Shaft Installation Tool (for Kawasaki Engine Vehicles) ... | | 1 | | |
| 49 | 102169401 | Hydraulic Brake Adjuster (for Turf/CA 272/472, Pioneer/XRT 1200, Bobcat 2100, HUV 4213) | | | 1 | |
| 50 | 1011478 | Hydrometer | 1 | 1 | 1 | |
| 51 | 1013593 | Internal Retaining Ring Pliers | 1 | 1 | 1 | |
| 52 | 102248803 | IQ Display Module (IQDM) Kit (IQ System and IQ Plus vehicles) ... (includes items 54 and 55) | | | 1 | |
| 53 | 102248804 | IQ Display Module (IQDM-P) Kit (IQ System and IQ Plus vehicles) (includes items 54 and 55) | | | 1 | |
| 54 | 102251501 | Adaptor, Cable | | | 1 | |
| 55 | 102241502 | IQDM Series 2 Cable | | | 1 | |
| 56 | 102241501 | IQDM Series 1 Cable (replacement) | | | 1 | |
| 57 | 101928701 | Liquid Gasket (transaxle case) | 1 | 1 | 1 | |
| 58 | 102243402 | Moly-Teflon Lubricant (4-oz. (113-gram) tube) | | | 1 | |
| 59 | 101997201 | Paint, Touch-Up – Beige* | | 1 | 1 | |
| 59 | 101997207 | Paint, Touch-Up – Black* | | 1 | 1 | |
| 59 | 101997212 | Paint, Touch-Up – Burgundy* | | 1 | 1 | |
| 59 | 101997211 | Paint, Touch-Up – Classic Blue (Navy)* | | 1 | 1 | |
| 59 | 101997205 | Paint, Touch-Up – Dark Gray* | 1 | 1 | 1 | |
| 59 | 101997209 | Paint, Touch-Up – Dark Green* | 1 | 1 | 1 | |
| 59 | 101997204 | Paint, Touch-Up – Gray* | 1 | 1 | 1 | |
| 59 | 101997203 | Paint, Touch-Up – Red* | 1 | 1 | 1 | |
| 59 | 101997206 | Paint, Touch-Up – Royal Blue (Pacific Blue)* | | 1 | 1 | |
| 59 | 101997202 | Paint, Touch-Up – White* | 1 | 1 | 1 | |
| 60 | 102562301 | Paint, Precedent Underbody – Gray | | 1 | 1 | |
| 61 | 102587201 | Paint Pen, Touch-Up, Precedent Underbody – Black | | 1 | 1 | |
| <p>Please refer to the maintenance and service manual for proper tool application.</p> <p>* Item 59 is not for use on Surlyn® body material, which is used on Precedent vehicles.</p> | | | | | | |

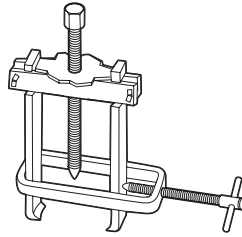
**16
G
E
D**



62



63




64



65



66



67



68



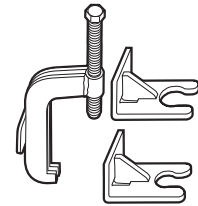
69



70



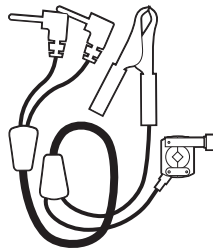
71



72



73



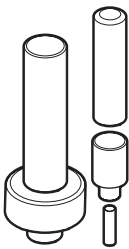
74




75



76



77



83



84



85



86

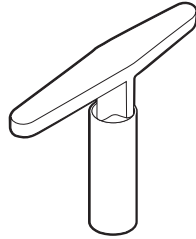
MAINTENANCE AND SERVICE TOOLS, CONTINUED

| ITEM | PART NO. | DESCRIPTION | QTY | QTY | QTY | 16 |
|------|-----------|---|--------|-----|------|----|
| | | | DIESEL | GAS | ELEC | |
| | | 1 2 3 4 | | | | G |
| 62 | 1016414 | Piston Ring Compressor Kit (FE290, FE350 and FE400 engines) . | | 1 | | E |
| 63 | 1016415 | Piston Ring Pliers (for Kawasaki Engines) | | 1 | | D |
| 64 | 102668801 | Puller, Special Use (for Kubota D722 Diesel Engines) | 1 | | | |
| 65 | 1012549 | Retaining Ring Pliers, 45° External | 1 | 1 | 1 | |
| 66 | 1012560 | Retaining Ring Pliers, 90° Internal | 1 | 1 | 1 | |
| 67 | 101823101 | Safety First Card (50 per pack) | 1 | 1 | 1 | |
| 68 | 1012809 | Seal Puller | 1 | 1 | 1 | |
| 69 | 102330901 | Spanner Wrench (for coil over shock front suspension vehicles only) | 1 | 1 | | |
| 70 | 1014264 | Steering Column Bearing Press Tool | | 1 | 1 | |
| 71 | 1014259 | Steering Column Retaining Ring Tool | | 1 | 1 | |
| 72 | 102061201 | Steering Wheel Puller Tool | 1 | 1 | 1 | |
| 73 | AM10753 | Tachometer (includes gasoline engine pick up lead only) | 1 | 1 | | |
| 74 | AM10771 | Tachometer Diesel Probe (for use with item 73) | 1 | | | |
| 75 | 1014162 | Transaxle Axle Seal Tool | | 1 | | |
| 76 | 1014161 | Transaxle Pinion Seal Tool | | 1 | | |
| 77 | 1014115 | Transmission Tool Kit | | 1 | | |
| 78 | 101611003 | Tune-Up Kit, All OHV (for FE290, FE350, FE400 only) (includes air filter, spark plug, oil filter, fuel filters) (not shown) | | | 1 | |
| 79 | AM11804 | Tune-Up Kit, Gx620 (for Honda Engines) (includes air filter, spark plug, oil filter, fuel filters) (not shown) | | | 1 | |
| 80 | AM11805 | Tune-Up Kit, D722 (for Kubota Engines) (includes air filter, oil filter, fuel filters, water separator filter) (not shown) | 1 | | | |
| 81 | AM1220301 | Tune-Up Kit, Precedent (for FE290/350 Engines) (includes air filter, spark plug, oil filter, fuel filters) (not shown) | | | 1 | |
| 82 | AM1232401 | Tune-Up Kit, FH680D (for Kawasaki V-Twin Engines) (includes oil filter, fuel filter, air filter, and spark plugs) (not shown) | | | 1 | |
| 83 | 1016413 | Valve Clearance Adjuster Screw Holder (for FE290 engines only) . | | | 1 | |
| 84 | 102674601 | Valve Guide Driver (for Honda GX620 Gasoline Engines) | | | 1 | |
| 85 | 101641201 | Valve Guide Reamer (FE290, FE350, and FE400 only) | | | 1 | |
| 86 | 102674401 | Valve Guide Reamer, 6.6 mm (for Honda GX620 Gasoline Engines) | | | 1 | |

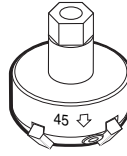
16
G
E
D



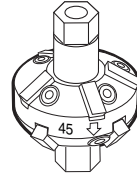
87




88



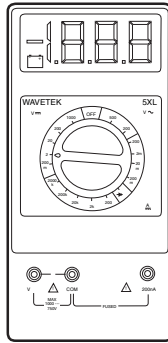
89



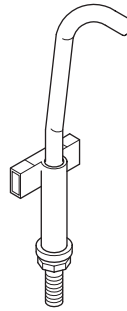
90



91



92



93

MAINTENANCE AND SERVICE TOOLS, CONTINUED

| ITEM | PART NO. | DESCRIPTION | QTY DIESEL | QTY GAS | QTY ELEC |
|------|-----------|--|---------------|------------|-------------|
| | | 1 2 3 4 | | | |
| 87 | 1016552 | Valve Seat Cutter Guide | | 1 | |
| 88 | 1016551 | Valve Seat Cutter T-Wrench | | 1 | |
| 89 | 1016553 | Valve Seat Cutter, 45° (32 mm diameter) (for FE290 engines only) | | 1 | |
| 90 | 1016554 | Valve Seat Cutter, 45°/30° (35 mm diameter) | | 1 | |
| 91 | 101641101 | Valve Spring Compressor | | 1 | |
| 92 | 1011480 | Volt Ohm Meter | 1 | 1 | 1 |
| 93 | 102570401 | Tool, Tensioning, Starter Generator (For Precedent vehicles) | | 1 | |

16

G

E

D

INDEX

Part Number and Page

| | | | | | |
|---------|---|---------|---|-----------|---------------------------------|
| AM10753 | 16-9 | 8056 | 6-11, 12-9 | 1011389 | 1-11 |
| AM10771 | 16-9 | 8057 | 6-9, 6-11, 11-9, 12-9 | 1011394 | 1-3 |
| AM10080 | 11-5 | 8058 | 6-9, 6-11, 11-9, 12-9 | 1011402 | 4-5 |
| AM10081 | 11-5 | 8067 | 5-13 | 1011411 | 13-3, 13-5 |
| AM10419 | 10-7 | 8233 | 1-15, 1-17, 1-19, 4-9, 4-11, 8-3, 11-3, 11-9, 11-11, 12-13 | 1011415 | 5-15, 5-17 |
| AM10682 | 2-3, 2-5 | 8248 | 1-15, 1-17, 8-3, 11-9, 12-13 | 1011418 | 4-5 |
| AM10724 | 7-5 | 8251 | 1-11, 1-15, 1-17, 11-11 | 1011466 | 4-3 |
| CCX8506 | 14-3 | 8304 | 1-11 | 1011478 | 16-7 |
| 183 | 8-15, 10-3, 11-3 | 8450 | 10-3 | 1011480 | 16-11 |
| 304 | 1-15 | 8639 | 12-19 | 1011578 | 1-11 |
| 332 | 1-9, 1-11, 1-15, 1-17, 1-19, 8-13, 9-3, 11-11, 12-13 | 8717 | 4-9, 4-11, 6-9, 11-3, 11-9 | 1011652 | 1-9 |
| 334 | 4-9, 4-11, 5-3, 5-7, 7-15 | 8745 | 5-11 | 1011694 | 4-9, 4-11 |
| 357 | 5-11, 10-3 | 8754 | 4-9, 4-11, 5-3, 5-7, 5-9, 5-11, 5-15, 5-17, 6-17 | 1011697 | 5-3, 8-9, 8-11, 12-17 |
| 451 | 9-3, 13-3, 13-5, 13-7 | 8755 | 5-11, 5-15, 5-17 | 1011700 | 4-9, 4-11 |
| 705 | 6-17, 7-15 | 8797 | 8-5 | 1011734 | 4-13 |
| 706 | 5-11 | 8861 | 5-9 | 1011767 | 16-3 |
| 808 | 10-3 | 8963 | 1-11 | 1011779 | 4-7 |
| 1028 | 4-5 | 8990 | 5-7, 6-9, 12-9, 12-13, 12-19 | 101187702 | 4-5 |
| 1032 | 4-5 | 1010124 | 5-11 | 1011930 | 5-7, 5-9 |
| 1035 | 4-7, 5-7, 5-9 | 1010138 | 5-9 | 1011931 | 4-9, 4-11 |
| 1218 | 1-19 | 1010145 | 5-15, 5-17 | 1011988 | 1-19, 8-3 |
| 1241 | 1-3, 1-11, 1-13, 1-19, 4-5, 4-7, 4-9, 4-11, 6-9, 6-17, 6-19, 9-3, 13-3, 13-5 | 1010150 | 5-11 | 1012030 | 5-11 |
| 1242 | 4-7, 6-9, 6-17, 12-19 | 1010200 | 5-11 | 1012098 | 14-3, 14-5, 14-7 |
| 1308 | 5-9 | 1010219 | 5-9 | 1012101 | 14-5, 14-7 |
| 1606 | 8-15 | 1010434 | 1-3, 1-15, 1-17, 1-19 | 1012151 | 16-7 |
| 1620 | 1-5 | 1010435 | 1-3, 1-19 | 1012159 | 1-17 |
| 1624 | 4-9, 4-11, 5-7, 5-11 | 1010543 | 1-9, 1-11 | 1012181 | 5-15, 5-17 |
| 2402 | 5-9 | 1010577 | 1-13, 7-15 | 1012182 | 5-15, 5-17 |
| 7048 | 5-13 | 1010805 | 4-5 | 1012285 | 8-11, 11-3, 11-11, 12-13, 12-19 |
| 7173 | 6-17, 6-19 | 1010829 | 4-7 | 1012295 | 6-9 |
| 7174 | 5-3, 6-17, 8-11, 9-3, 12-19, 13-3, 13-5, 13-7 | 1010850 | 4-3 | 1012303 | 5-11, 5-15, 5-17 |
| 7251 | 1-3 | 1010877 | 4-5 | 1012304 | 5-17 |
| 7310 | 2-3, 2-5 | 1010878 | 4-5 | 1012328 | 6-19 |
| 7330 | 11-7, 15-3 | 1010921 | 4-5 | 1012333 | 11-11 |
| 7335 | 11-5, 15-3 | 1010927 | 4-5 | 1012382 | 6-7 |
| 7336 | 15-3 | 1010932 | 4-5 | 1012412 | 1-15, 1-17 |
| 7410 | 1-19 | 1010933 | 4-5 | 1012431 | 6-9, 6-11, 11-9, 12-9 |
| 7473 | 1-3, 1-11, 1-13, 1-19, 4-5, 4-7, 4-9, 4-11, 6-9, 6-17, 6-19 | 1010934 | 6-19, 13-3, 13-5, 13-7 | 1012466 | 5-3 |
| 7479 | 1-17 | 1010954 | 6-9, 11-3, 11-9 | 1012467 | 5-7 |
| 7539 | 5-9 | 1010984 | 2-3, 2-5 | 1012505 | 6-11, 12-9 |
| 7540 | 5-7, 5-9 | 1011014 | 1-3 | 1012528 | 9-3, 12-19 |
| 7555 | 5-7, 5-9 | 1011017 | 1-3 | 1012549 | 16-9 |
| 7569 | 5-15 | 1011019 | 1-5 | 1012560 | 16-9 |
| 7577 | 14-3, 14-5, 14-7 | 1011084 | 4-13 | 1012565 | 5-5 |
| 7602 | 5-7, 5-9 | 1011182 | 1-13 | 1012566 | 5-5 |
| 7716 | 4-5, 4-9, 4-11 | 1011210 | 1-11 | 1012571 | 7-15 |
| 7818 | 6-9 | 1011219 | 1-11 | 1012594 | 11-9 |
| 7847 | 1-7, 9-3 | 1011220 | 1-11 | 1012604 | 5-3 |
| 7893 | 6-3, 6-9, 11-11, 12-7 | 1011221 | 1-11 | 1012605 | 5-3 |
| 7973 | 1-5 | 1011222 | 1-11 | 1012649 | 8-3 |
| 8028 | 1-11 | 1011229 | 6-11, 12-9 | 1012711 | 11-3 |
| | | 1011273 | 16-5 | 1012714 | 11-5 |
| | | 1011280 | 13-3, 13-5 | 1012740 | 11-5 |
| | | 1011291 | 11-7 | 1012741 | 11-5 |
| | | | | 1012747 | 11-5 |
| | | | | 1012748 | 11-5 |

INDEX

| | | | | | |
|-----------|-----------------|---------|------------------------|-----------|------------------|
| 1012752 | 11-3 | 1013924 | 4-3, 7-15 | 1014510 | 16-5 |
| 1012809 | 16-9 | 1013983 | 1-15, 1-17 | 1014523 | 8-3 |
| 1012811 | 16-3 | 1014007 | 1-11, 4-9, 4-11, 11-3 | 1014524 | 8-3 |
| 1012812 | 16-3 | 1014049 | 10-3 | 101454602 | 5-17 |
| 1012830 | 6-17, 8-11, 9-3 | 1014050 | 10-3 | 101454902 | 5-15 |
| 1012836 | 10-7 | 1014051 | 10-3 | 1014555 | 5-15, 5-17 |
| 1012896 | 11-3 | 1014052 | 10-3 | 1014573 | 5-15, 5-17 |
| 1012981 | 7-5 | 1014055 | 10-3 | 1014645 | 1-5 |
| 1012987 | 11-9 | 1014056 | 10-3 | 1014675 | 5-15, 5-17 |
| 1013001 | 6-13 | 1014057 | 10-3 | 1014727 | 11-9 |
| 1013003 | 6-13 | 1014058 | 10-3 | 1014771 | 2-3 |
| 1013005 | 6-13 | 1014059 | 10-3 | 1014807 | 6-9, 11-9 |
| 101301102 | 6-13 | 1014062 | 10-3 | 1014808 | 6-9 |
| 1013032 | 1-15, 1-17 | 1014063 | 10-3 | 1014901 | 5-15, 5-17 |
| 1013035 | 5-7 | 1014065 | 6-9, 10-3, 11-9 | 1014902 | 5-15, 5-17 |
| 1013042 | 5-7 | 1014070 | 10-7 | 1014928 | 8-3 |
| 1013044 | 5-7 | 1014072 | 10-7 | 1014947 | 12-19 |
| 1013051 | 5-7 | 1014078 | 10-7 | 1014948 | 6-9, 12-19 |
| 1013052 | 5-7 | 1014080 | 10-7 | 101503202 | 1-5 |
| 1013061 | 11-3, 12-15 | 1014089 | 11-9 | 1015064 | 11-9 |
| 1013164 | 5-15, 5-17 | 1014115 | 16-9 | 1015072 | 12-17 |
| 1013207 | 5-15 | 1014116 | 8-3 | 1015075 | 1-3 |
| 1013335 | 1-13 | 1014119 | 6-7, 6-9 | 1015091 | 1-11 |
| 1013343 | 1-5 | 1014125 | 5-3 | 1015137 | 8-3, 8-9 |
| 1013344 | 1-5 | 1014126 | 5-3 | 1015139 | 8-5 |
| 1013461 | 6-3, 8-5, 12-7 | 1014145 | 6-9, 11-9 | 1015143 | 8-5 |
| 1013494 | 1-5 | 1014153 | 4-3 | 101524001 | 6-17 |
| 1013531 | 4-7 | 1014161 | 16-9 | 1015330 | 7-9, 9-3 |
| 1013582 | 16-3 | 1014162 | 16-9 | 1015332 | 6-7, 7-3 |
| 1013587 | 11-9 | 1014198 | 3-9 | 1015371 | 6-9 |
| 1013589 | 6-9, 11-9 | 1014201 | 13-3, 13-5, 13-7 | 1015372 | 6-9 |
| 1013590 | 11-9 | 1014207 | 11-7 | 1015373 | 6-9 |
| 1013591 | 11-9 | 1014211 | 5-3 | 1015405 | 6-9 |
| 1013593 | 16-7 | 1014212 | 5-3 | 1015426 | 8-13 |
| 1013609 | 6-9 | 1014213 | 5-3 | 101547601 | 3-7 |
| 1013677 | 3-5 | 1014214 | 5-3 | 1015524 | 16-5 |
| 1013687 | 8-3 | 1014216 | 5-3 | 1015525 | 1-15, 1-17 |
| 1013700 | 8-11 | 1014217 | 5-3 | 1015545 | 5-3 |
| 1013734 | 9-3, 12-19 | 1014259 | 16-9 | 1015583 | 5-11, 5-15, 5-17 |
| 1013746 | 8-3, 8-5, 8-9 | 1014264 | 16-9 | 1015597 | 5-7, 5-9, 5-13 |
| 1013759 | 11-3 | 1014276 | 5-11 | 101562602 | 1-13 |
| 1013768 | 11-7 | 1014287 | 10-3 | 101562611 | 1-13 |
| 1013769 | 11-7 | 1014288 | 5-3, 6-19, 10-3, 12-19 | 101562614 | 1-13 |
| 1013770 | 11-7 | 1014289 | 6-13 | 101562615 | 1-13 |
| 1013771 | 11-7 | 1014304 | 12-17 | 101562701 | 1-11 |
| 1013772 | 11-7 | 1014305 | 16-3 | 101562710 | 1-11 |
| 1013773 | 11-7 | 1014306 | 1-15, 1-17 | 101562712 | 1-11 |
| 1013774 | 11-7 | 1014375 | 6-19 | 101562714 | 1-11 |
| 1013787 | 11-7 | 1014392 | 1-15, 1-17 | 101564804 | 1-11 |
| 1013792 | 11-7 | 1014453 | 10-3 | 101564805 | 1-11 |
| 1013794 | 11-7, 15-3 | 1014454 | 10-7 | 101564807 | 1-11 |
| 1013861 | 5-3 | 1014496 | 16-5 | 101564808 | 1-11 |
| 1013869 | 4-5 | 1014497 | 16-5 | 1015649 | 7-3 |
| 1013870 | 4-5 | 1014498 | 16-5 | 101565202 | 1-13 |
| 1013871 | 4-9, 4-11 | 1014507 | 16-5 | 101565204 | 1-13 |
| 1013876 | 4-5 | 1014508 | 16-5 | 101565205 | 1-13 |

INDEX

| | | | | | |
|-----------|------------------|-----------|----------------|-----------|----------------|
| 101565206 | 1-13 | 1016413 | 16-9 | 1016479 | 7-9 |
| 101567202 | 2-3, 2-5 | 1016414 | 16-9 | 1016480 | 8-9 |
| 101570502 | 2-5 | 1016415 | 16-9 | 101648102 | 8-9 |
| 101570506 | 2-5 | 1016416 | 16-3 | 101648203 | 7-7 |
| 101570507 | 2-5 | 1016417 | 16-3 | 1016483 | 7-9 |
| 101570509 | 2-5 | 1016418 | 16-7 | 1016484 | 7-7 |
| 101570512 | 2-5 | 1016423 | 6-9 | 1016486 | 8-7 |
| 101570513 | 2-5 | 101642572 | 8-7 | 1016489 | 7-9 |
| 1015707 | 2-5 | 101642575 | 8-7 | 101649002 | 8-9 |
| 1015720 | 6-11, 12-9 | 101642578 | 8-7 | 1016493 | 7-5 |
| 1015737 | 6-7, 6-9 | 101642580 | 8-7 | 1016494 | 7-11 |
| 1015741 | 6-9 | 101642582 | 8-7 | 1016496 | 7-11 |
| 1015752 | 6-9, 8-13, 12-11 | 1016429 | 7-7 | 1016497 | 7-5 |
| 1015769 | 6-7 | 1016430 | 7-9 | 1016499 | 8-7 |
| 1015814 | 9-3 | 1016431 | 7-9 | 1016501 | 8-7 |
| 101584502 | 8-11 | 1016432 | 7-7, 11-3 | 1016502 | 7-7 |
| 101587703 | 8-5 | 1016435 | 7-7 | 1016505 | 7-5 |
| 1015878 | 6-9 | 1016436 | 7-9 | 1016506 | 7-11 |
| 1015914 | 14-5, 14-7 | 1016437 | 8-7 | 1016507 | 7-3 |
| 1015917 | 14-5 | 1016438 | 8-9 | 1016509 | 7-13 |
| 1015920 | 6-7, 6-17 | 1016439 | 8-9 | 1016510 | 7-11 |
| 1015932 | 6-17 | 1016440 | 7-9, 8-9 | 1016513 | 11-3 |
| 1015969 | 7-3 | 1016441 | 8-9 | 101651402 | 2-3 |
| 1016004 | 8-5 | 1016442 | 7-9 | 101651406 | 2-3 |
| 1016074 | 6-17 | 1016443 | 7-3 | 101651407 | 2-3 |
| 1016103 | 8-9 | 1016444 | 8-9 | 101651409 | 2-3 |
| 101611003 | 16-9 | 1016445 | 7-5 | 101651412 | 2-3 |
| 1016154 | 5-5 | 1016446 | 7-9, 7-11 | 101651413 | 2-3 |
| 1016156 | 5-5 | 1016447 | 7-9 | 1016516 | 7-13 |
| 1016181 | 5-3 | 1016448 | 7-9 | 1016517 | 7-9 |
| 1016183 | 5-3 | 1016449 | 7-9 | 1016519 | 7-9 |
| 1016201 | 10-3, 11-9 | 1016450 | 7-9 | 1016520 | 7-11 |
| 1016203 | 10-5 | 1016451 | 7-9 | 1016521 | 7-11 |
| 1016214 | 5-5 | 1016452 | 7-9 | 1016523 | 7-9 |
| 101621601 | 3-3 | 1016453 | 7-11 | 1016524 | 7-3 |
| 1016219 | 5-5 | 1016454 | 7-11 | 1016525 | 7-3 |
| 1016263 | 5-3 | 1016455 | 7-5 | 1016526 | 7-3 |
| 1016269 | 5-3 | 1016456 | 7-3, 7-5, 7-11 | 1016531 | 7-3 |
| 1016289 | 10-3 | 1016457 | 7-7 | 1016532 | 7-13 |
| 1016337 | 11-5 | 1016458 | 7-9, 7-11 | 1016533 | 7-13 |
| 1016338 | 11-5 | 101645901 | 7-13 | 1016535 | 7-11 |
| 1016341 | 11-3 | 101645902 | 7-13 | 1016536 | 7-3 |
| 1016342 | 11-9 | 101645903 | 7-13 | 1016537 | 7-7 |
| 1016346 | 5-9 | 1016460 | 7-13 | 1016538 | 7-11 |
| 1016349 | 5-9 | 101646101 | 7-13 | 1016539 | 7-3 |
| 1016350 | 5-9 | 101646102 | 7-13 | 1016541 | 7-13 |
| 1016353 | 5-9 | 101646103 | 7-13 | 1016542 | 7-9 |
| 1016384 | 5-11 | 1016467 | 7-7 | 1016544 | 7-5, 7-9, 7-11 |
| 1016385 | 5-9 | 1016469 | 7-13 | 1016545 | 7-9 |
| 1016386 | 5-11 | 1016470 | 7-13 | 1016546 | 8-11 |
| 1016387 | 5-11 | 1016471 | 7-9 | 1016547 | 7-3, 7-13, 8-9 |
| 1016389 | 5-11 | 1016472 | 7-11 | 1016548 | 7-5 |
| 101641002 | 16-5 | 1016473 | 7-7 | 1016549 | 7-9 |
| 101641101 | 16-11 | 1016474 | 7-9 | 101655001 | 7-13 |
| 101641201 | 16-9 | 101647501 | 7-13 | 101655002 | 7-13 |
| 101641202 | 16-3 | 101647502 | 7-13 | 101655003 | 7-13 |

INDEX

| | | | | | |
|-----------|------------|-----------|------------|-----------|-------------|
| 101655004 | 7-13 | 101692502 | 1-3 | 101737002 | 2-3, 2-5 |
| 101655005 | 7-13 | 101692506 | 1-3 | 1017378 | 4-9, 4-11 |
| 101655006 | 7-13 | 101692509 | 1-3 | 1017380 | 4-9, 4-11 |
| 101655007 | 7-13 | 101692510 | 1-3 | 1017424 | 4-9, 4-11 |
| 101655008 | 7-13 | 101692511 | 1-3 | 1017448 | 7-5 |
| 101655009 | 7-13 | 101692512 | 1-3 | 1017455 | 7-5 |
| 1016551 | 16-11 | 101692513 | 1-3 | 1017456 | 7-7 |
| 1016552 | 16-11 | 101692514 | 1-3 | 1017461 | 8-7 |
| 1016553 | 16-11 | 101692515 | 1-3 | 1017466 | 8-9 |
| 1016554 | 16-11 | 101692601 | 1-15 | 1017507 | 7-7 |
| 1016558 | 7-13 | 101692602 | 1-15 | 1017686 | 10-7 |
| 1016559 | 7-13 | 101692604 | 1-15 | 1017689 | 9-3 |
| 1016560 | 7-9 | 101692606 | 1-15 | 101769302 | 2-3, 2-5 |
| 1016561 | 7-5 | 101692609 | 1-15 | 1017696 | 4-9, 4-11 |
| 1016562 | 7-5, 7-13 | 101692610 | 1-15 | 1017705 | 12-15 |
| 1016563 | 7-9 | 101692611 | 1-15 | 1017748 | 1-15, 1-17 |
| 1016564 | 7-11 | 101692612 | 1-15 | 1017774 | 1-13 |
| 1016565 | 7-11 | 101692613 | 1-15 | 1017814 | 1-17 |
| 1016566 | 7-9 | 101693301 | 1-17 | 1017815 | 1-17 |
| 1016567 | 7-11 | 101693302 | 1-17 | 101791101 | 4-3 |
| 1016568 | 7-13 | 101693304 | 1-17 | 1017936 | 1-15, 1-17 |
| 1016569 | 7-9 | 101693306 | 1-17 | 1017944 | 13-3, 13-5 |
| 1016570 | 7-7 | 101693309 | 1-17 | 1017947 | 13-3, 13-5 |
| 1016571 | 7-13 | 101693310 | 1-17 | 1017948 | 13-3 |
| 1016572 | 8-9 | 101693311 | 1-17 | 1017949 | 13-3, 13-5 |
| 1016576 | 7-7 | 101693312 | 1-17 | 1017950 | 13-3, 13-5 |
| 1016578 | 7-5 | 101693313 | 1-17 | 1017953 | 13-3, 13-5 |
| 1016579 | 7-5 | 101693901 | 1-3 | 101795701 | 12-5, 12-17 |
| 1016580 | 7-13 | 101693902 | 1-3 | 101796201 | 4-9, 4-11 |
| 1016581 | 7-7 | 101693906 | 1-3 | 101796501 | 12-15 |
| 1016582 | 8-9 | 101693909 | 1-3 | 101796801 | 12-15 |
| 1016583 | 7-9 | 101693910 | 1-3 | 101801001 | 12-15 |
| 1016584 | 7-11 | 101693911 | 1-3 | 101802101 | 12-15 |
| 1016585 | 8-7 | 101693912 | 1-3 | 101802204 | 14-3 |
| 1016586 | 7-5 | 101693913 | 1-3 | 101802205 | 14-3 |
| 1016587 | 7-5 | 101693914 | 1-3 | 101802206 | 14-3 |
| 1016588 | 7-5 | 1016947 | 11-9 | 101804301 | 8-13 |
| 101660404 | 1-5 | 1016952 | 1-7 | 101805701 | 8-15 |
| 1016622 | 5-3 | 1016967 | 1-3 | 101808401 | 16-3 |
| 1016627 | 16-7 | 1017029 | 4-5 | 101809101 | 16-5 |
| 1016630 | 6-11 | 101705701 | 3-3 | 101811401 | 8-15 |
| 1016663 | 5-5 | 1017062 | 6-3, 12-7 | 101811501 | 8-15 |
| 1016668 | 1-19 | 1017064 | 6-3, 12-7 | 101811901 | 8-13 |
| 1016672 | 11-7 | 1017065 | 6-3, 12-7 | 101812301 | 8-13 |
| 1016801 | 10-3 | 1017080 | 1-3 | 101813001 | 8-13 |
| 1016835 | 1-19 | 1017082 | 11-3 | 101813202 | 16-3 |
| 1016842 | 1-19 | 101708301 | 1-7 | 101815501 | 4-3 |
| 1016849 | 6-11, 12-9 | 1017141 | 1-15, 1-17 | 101815502 | 4-3 |
| 1016851 | 6-11, 12-9 | 1017203 | 8-3 | 101816301 | 4-3 |
| 1016859 | 6-11, 12-9 | 1017221 | 7-3 | 101816501 | 4-3 |
| 1016868 | 1-3 | 1017226 | 5-3 | 101816502 | 4-3 |
| 1016879 | 6-3, 12-7 | 1017231 | 11-3 | 101817401 | 4-9, 4-11 |
| 1016880 | 6-3, 12-7 | 1017235 | 5-15, 5-17 | 101818801 | 4-9 |
| 1016883 | 6-17 | 1017266 | 5-9 | 101820201 | 8-9 |
| 1016916 | 1-9, 1-11 | 1017273 | 5-5 | 101821301 | 6-9 |
| 101692501 | 1-3 | 1017327 | 10-7 | 101821501 | 8-13 |

INDEX

| | | | | | |
|-----------|------------|-----------|------------|-----------|-------------|
| 101823101 | 16-9 | 101841202 | 1-19 | 101890201 | 11-3 |
| 101823201 | 4-3 | 101841301 | 1-19 | 101890501 | 11-3 |
| 101823301 | 4-3 | 101850301 | 8-15 | 101890601 | 11-3 |
| 101823302 | 4-3 | 101851101 | 6-11, 12-9 | 101890901 | 11-7 |
| 101823801 | 4-3 | 101855002 | 12-13 | 101891001 | 11-7 |
| 101823901 | 4-3 | 101855801 | 11-11 | 101891301 | 11-3 |
| 101824001 | 4-3 | 101856002 | 12-13 | 101891401 | 11-7 |
| 101824002 | 4-3 | 101856102 | 6-9 | 101891501 | 11-7 |
| 101824401 | 8-3, 8-5 | 101856201 | 8-15 | 101891601 | 11-5 |
| 101825101 | 3-3 | 101859301 | 9-3 | 101891901 | 11-5 |
| 101826201 | 12-9 | 101861901 | 4-9, 4-11 | 101892001 | 11-5 |
| 101826301 | 6-11 | 101862001 | 4-11 | 101892201 | 11-5 |
| 101827101 | 7-15 | 101869302 | 6-13 | 101892301 | 11-5 |
| 101827801 | 12-19 | 101870401 | 1-3 | 101892401 | 11-5 |
| 101828501 | 14-5 | 101871001 | 16-3 | 101892501 | 11-5 |
| 101828601 | 14-3 | 101874901 | 6-13 | 101892601 | 11-5 |
| 101828801 | 14-3 | 101875001 | 6-13 | 101892701 | 11-7 |
| 101828802 | 14-3 | 101875101 | 6-13 | 101892901 | 11-3 |
| 101828901 | 14-5, 14-7 | 101875201 | 6-13 | 101893201 | 11-5 |
| 101828902 | 14-5, 14-7 | 101875301 | 6-13 | 101893801 | 11-3 |
| 101828904 | 14-3 | 101875401 | 6-13 | 101893901 | 11-5 |
| 101828905 | 14-3 | 101875501 | 6-13 | 101894901 | 12-15 |
| 101828906 | 14-3 | 101875601 | 6-13 | 101895401 | 15-3 |
| 101830601 | 6-11, 12-9 | 101875701 | 6-13 | 101895501 | 15-3 |
| 101830701 | 6-11, 12-9 | 101875802 | 6-13 | 101896501 | 6-13 |
| 101831503 | 14-5 | 101876001 | 6-13 | 101896901 | 8-5 |
| 101831504 | 14-5 | 101876202 | 6-13 | 101897001 | 15-3 |
| 101831701 | 14-5 | 101876301 | 6-13 | 101897201 | 15-3 |
| 101831801 | 16-5 | 101876402 | 6-13 | 101897401 | 15-3 |
| 101831901 | 16-3 | 101876501 | 6-13 | 101897601 | 15-3 |
| 101832001 | 12-15 | 101877601 | 6-13 | 101898001 | 6-19 |
| 101832101 | 7-15 | 101877701 | 6-13 | 101900801 | 4-7, 5-17 |
| 101832202 | 8-11 | 101878101 | 6-13 | 101900901 | 6-11 |
| 101832302 | 8-11 | 101878201 | 4-5 | 101903101 | 5-11 |
| 101832701 | 7-15 | 101878302 | 5-7 | 101903601 | 15-3 |
| 101833201 | 7-15 | 101879001 | 6-13 | 101903701 | 15-3 |
| 101833401 | 10-7 | 101879401 | 5-7 | 101904101 | 1-15, 1-17 |
| 101833601 | 11-3 | 101879501 | 5-7 | 101905601 | 8-7 |
| 101833701 | 6-13 | 101879601 | 5-7 | 101906901 | 15-3 |
| 101833902 | 10-3 | 101879701 | 5-7 | 101908101 | 12-13 |
| 101834001 | 10-7 | 101879801 | 5-7 | 101908401 | 12-13 |
| 101834502 | 6-11, 12-9 | 101879901 | 5-7 | 101908601 | 3-5 |
| 101834601 | 7-15 | 101880001 | 5-7 | 101908701 | 12-19 |
| 101834801 | 11-3 | 101880101 | 5-7 | 101909201 | 7-5 |
| 101836201 | 10-7 | 101880201 | 5-7 | 101909301 | 7-5 |
| 101837101 | 8-13 | 101880301 | 5-7 | 101909401 | 7-5 |
| 101837301 | 6-7, 6-17 | 101881101 | 7-5 | 101909701 | 7-3 |
| 101838201 | 14-5 | 101881701 | 8-13 | 101910401 | 1-13, 12-19 |
| 101838301 | 14-5 | 101884801 | 7-15 | 101910501 | 11-7 |
| 101838401 | 14-5, 14-7 | 101884901 | 2-3, 2-5 | 101912401 | 4-13 |
| 101838501 | 14-5 | 101886101 | 11-3 | 101914401 | 14-5 |
| 101838601 | 14-5, 14-7 | 101887101 | 16-3 | 101915201 | 3-7 |
| 101838701 | 14-5 | 101887601 | 7-3, 8-9 | 101915401 | 7-11 |
| 101840901 | 1-19 | 101889401 | 11-5 | 101915501 | 7-13 |
| 101841101 | 1-19 | 101890001 | 11-5 | 101915601 | 7-3 |
| 101841201 | 1-19 | 101890101 | 11-3 | 101915701 | 7-5 |

INDEX

| | | | | | |
|------------|--------------------------------|-----------|-------------|-----------|------------------|
| 101915801 | 7-5 | 101965205 | 12-19 | 102174204 | 1-9 |
| 101916501 | 10-3 | 101971301 | 8-13 | 102174205 | 1-9 |
| 101916701 | 6-17, 10-3 | 101972001 | 16-7 | 102186001 | 13-7 |
| 101917601 | 8-13 | 101972002 | 16-7 | 102186101 | 13-7 |
| 101917701 | 8-15 | 101972003 | 16-7 | 102186201 | 13-7 |
| 101918401 | 2-3, 2-5 | 101972004 | 16-7 | 102186301 | 13-7 |
| 101920101 | 12-11, 12-13, 13-3, 13-5, 13-7 | 101972005 | 16-7 | 102186401 | 13-7 |
| 101921501 | 8-13 | 101972006 | 16-7 | 102186701 | 13-7 |
| 101922101 | 15-3 | 101972007 | 16-7 | 102186801 | 13-7 |
| 101922201 | 15-3 | 101972009 | 16-7 | 102186901 | 13-7 |
| 101922301 | 7-13 | 101972011 | 16-7 | 102187001 | 13-7 |
| 101922501 | 12-13 | 101972012 | 16-7 | 102187101 | 13-7 |
| 101923001 | 15-3 | 101972101 | 15-3 | 102187201 | 13-7 |
| 101923201 | 15-3 | 101972201 | 15-3 | 102196901 | 12-13 |
| 101923501 | 15-3 | 101972801 | 8-13 | 102235201 | 13-3, 13-5, 13-7 |
| 101923701 | 15-3 | 101973101 | 8-7 | 102240104 | 13-5 |
| 101923901 | 15-3 | 101973201 | 8-7 | 102240501 | 12-19 |
| 101925701 | 8-13 | 101973501 | 14-7 | 102241501 | 16-7 |
| 101926901 | 11-3 | 101976601 | 14-7 | 102241502 | 16-7 |
| 101927101 | 11-3 | 101979101 | 11-9 | 102242101 | 10-7 |
| 101927201 | 11-3 | 101980801 | 11-5 | 102243402 | 16-7 |
| 101927301 | 11-3 | 101980901 | 11-5 | 102243403 | 13-3, 13-5, 13-7 |
| 101927501 | 11-5 | 101981001 | 11-5 | 102248803 | 16-7 |
| 101927601 | 11-5 | 101984801 | 5-3 | 102249901 | 16-3 |
| 101927701 | 11-5 | 101985502 | 1-9 | 102251501 | 16-7 |
| 101927901 | 11-5 | 101987402 | 6-7, 6-9 | 102251901 | 13-3 |
| 101928001 | 11-5 | 101987501 | 14-7 | 102259801 | 12-19 |
| 101928101 | 11-5 | 101987602 | 1-9 | 102263601 | 12-19 |
| 101928301 | 11-7 | 101987701 | 8-3 | 102263701 | 12-19 |
| 101928601 | 11-3 | 101987901 | 6-3, 12-7 | 102265501 | 13-3 |
| 101928701 | 11-3, 15-3, 16-7 | 101988001 | 6-3, 12-7 | 102265601 | 13-3, 13-5 |
| 101929801 | 10-3 | 101988002 | 6-3, 12-7 | 102265701 | 13-3, 13-5 |
| 101931501 | 3-5 | 101988101 | 6-3, 12-7 | 102265901 | 13-3, 13-5 |
| 101932401 | 12-13 | 101988201 | 6-3, 12-7 | 102266001 | 13-3, 13-5 |
| 101932501 | 12-13 | 101990703 | 6-11 | 102266101 | 13-3, 13-5 |
| 101932601 | 12-19 | 101990801 | 4-7 | 102266501 | 12-19 |
| 101932701 | 12-19 | 101991101 | 6-11 | 102266601 | 12-13 |
| 101933101 | 16-7 | 101998211 | 1-9 | 102266701 | 12-13 |
| 101933501 | 12-9 | 101998212 | 1-9 | 102267001 | 13-3, 13-5 |
| 1019336801 | 12-11 | 101998214 | 1-9 | 102273201 | 14-3 |
| 101933901 | 6-13 | 101998215 | 1-9 | 102273301 | 14-3 |
| 101942301 | 12-13, 13-3, 13-5, 13-7 | 101998501 | 1-9 | 102273401 | 14-3 |
| 101951501 | 11-11 | 102003201 | 8-3 | 102273501 | 14-3 |
| 101953101 | 4-7 | 102022101 | 4-7 | 102273601 | 14-3 |
| 101953901 | 7-3 | 102025901 | 6-11 | 102273701 | 14-3 |
| 101954301 | 1-9, 1-13 | 102026001 | 4-9, 4-11 | 102273801 | 14-3 |
| 101955301 | 8-3 | 102031901 | 11-7 | 102273901 | 14-3 |
| 101956201 | 14-7 | 102045901 | 11-3, 11-11 | 102274001 | 14-3 |
| 101956202 | 14-7 | 102061201 | 16-9 | 102278001 | 5-3 |
| 101958101 | 8-15 | 102065901 | 7-15 | 102304701 | 7-9 |
| 101958201 | 14-7 | 102101001 | 12-11 | 102310701 | 1-15, 1-17 |
| 101958301 | 14-7 | 102101101 | 12-11 | 102323101 | 4-5 |
| 101959902 | 3-5 | 102158701 | 3-9 | 102323201 | 4-5 |
| 101960501 | 3-7 | 102169401 | 16-7 | 102327801 | 13-3 |
| 101960601 | 3-3 | 102174201 | 1-9 | 102330901 | 16-9 |
| 101963401 | 7-15 | 102174202 | 1-9 | 102336001 | 8-11 |

INDEX

- 102336101 8-11
 - 102353201 5-13
 - 102353301 5-13
 - 102353401 5-13
 - 102354103 5-13
 - 102354203 5-13
 - 102355301 6-19
 - 102356601 15-3
 - 102356801 15-3
 - 102357001 15-3
 - 102357701 5-13
 - 102453001 11-5
 - 102453101 11-5
 - 102511301 12-17
 - 102511302 12-17
 - 102522001 8-5
 - 102540301 7-15
 - 102555501 16-3
 - 102562401 16-3
 - 102569304 2-3, 2-5
 - 102570401 16-11
 - 102601501 16-5
 - 102603501 16-5
 - 102605201 16-5
 - 102606101 16-5
 - 102607501 16-5
 - 102668801 16-9
 - 102669901 16-7
 - 102674001 16-5
 - 102674101 16-5
 - 102674201 16-5
 - 102674401 16-9
 - 102674601 16-9
 - 102675001 16-5
 - 102675101 16-5
 - 102675201 16-5
 - 102675301 16-5
 - 102675401 16-5
 - 102686101 16-3
 - 102704701 13-7
 - 102704801 13-7
 - 102704901 13-7
 - 102705001 13-7
 - 102706401 5-15, 5-17
 - 102711001 6-15
 - 102711201 6-9
 - 102751601 8-5
 - 102771701 15-3
 - 102777401 12-17
 - 102806201 12-19
 - 102832601 12-17
 - 102838701 6-15
 - 102838801 6-15
 - 102838901 6-15
 - 102839001 6-15
 - 102839301 6-15
 - 102841101 6-15
 - 102844401 6-15
 - 102844601 6-15
 - 102844701 6-15
 - 102852001 12-19
 - 102865101 8-3
 - 102886301 15-3
 - 102886401 15-3
 - 102886501 15-3
 - 102886601 15-3
 - 102913301 12-5
 - 103316701 12-19
 - 103325501 13-5
 - 103325601 13-5
 - 103325701 13-5
 - 103337601 13-5
 - 103347101 6-15
 - 103347301 6-15
 - 103347601 6-15
 - 103347701 6-15
 - 103347801 6-15
 - 103347901 6-15
 - 103351001 5-9
 - 96704416 7-15
- A**
- AC cord 14-3, 14-5, 14-7
 - AC cord bushing 14-3
 - AC cord receptacle 14-7
 - accelerator bracket and bearing assembly 4-9, 4-11
 - accelerator cable 8-11
 - accelerator pedal 4-9, 4-11
 - accelerator pedal adjustment tool 16-3
 - accelerator pivot rod 4-9, 4-11
 - accelerator return spring 4-9, 4-11
 - accelerator rod 4-13
 - adapter
 - cable (IQDM) 16-7
 - adhesive, guide ring 16-3
 - adjuster
 - hydraulic brake 16-7
 - air box 8-13
 - air box top 8-13
 - air duct assembly 8-15
 - air filter 8-13
 - air intake hose 8-13
 - ammeter 14-3, 14-5, 14-7
 - angled bumper mount 5-15
 - A-plate strap 5-9
 - A-plate, delta 5-9
 - arbor 16-3
 - arm
 - governor 11-3
 - pivot 11-3
 - rocker 7-9
 - armature 6-13, 13-3, 13-5, 13-7
 - armrest 1-9, 1-19
 - assembly
 - accelerator bracket and bearing 4-9, 4-11
 - accelerator pivot rod 4-9, 4-11
 - air box 8-13
 - air box top 8-13
 - air duct 8-15
 - armature 6-13
 - axle 11-7
 - bearing, steering shaft 5-3
 - brake lever 4-3
 - brush connector 6-13
 - brush holder 6-13
 - carburetor 8-7
 - connecting rod 7-13
 - delta A-plate 5-9
 - delta shock and gear support 5-9
 - drive hub 10-3
 - driven clutch 10-7
 - driven clutch fixed-face 10-7
 - field coil 6-13
 - float 8-7
 - Forward/Reverse shifter 11-9
 - frame and field (motor) 13-7
 - fuel tank vent 8-5
 - governor 11-5
 - headlight 6-3, 12-7
 - headlight harness 6-3, 12-7
 - idle screw 8-7
 - inner ball joint 5-7
 - kingpin 5-11
 - moveable-face 10-3, 10-7
 - pilot air screw 8-7
 - ratchet 4-5
 - score card plate 5-5
 - secondary clutch weight 10-3
 - steering shaft 5-3
 - steering wheel 5-5
 - turn signal lens 6-3, 12-7
 - axle 11-7, 15-3
 - axle shaft oil seal 11-7, 15-3
 - axle tube 15-3
- B**
- backing plate, brake 4-3
 - bag rest mat 1-15, 1-17
 - ball joint 4-5, 4-13, 5-7, 5-9, 11-11
 - ball joint, left-hand thread 5-7, 5-9
 - ball stud 6-9, 11-3, 11-9
 - ball, bearing 6-15
 - ball, shifter 11-5
 - ball, steel pressure relief 7-7
 - band, RPM limiter mount 7-5
 - bar, drive 12-11

INDEX

- barb, vent 8-3, 8-5
 - barrel, plastic 1-3, 1-15, 1-17, 1-19
 - battery charger 14-3, 14-5, 14-7
 - battery charger case 14-3, 14-5, 14-7
 - battery charger handle 14-3
 - battery charger transformer 14-3, 14-5, 14-7
 - battery clamp 6-19
 - battery discharge machine 16-3
 - battery hold-down, 12-volt 12-17
 - battery terminal protector spray 16-3
 - battery thermometer 16-3
 - battery warning light 12-9
 - battery, 12-volt 6-19
 - battery, 12-volt, Trojan T1275, moist 12-17
 - battery, 12-volt, Trojan T1275, wet 12-17
 - bearing 15-3
 - ball 6-15
 - ball (motor) 13-7
 - ball (steering pinion) 5-7
 - idler 10-3
 - inner axle tube 11-7, 15-3
 - lower pinion (steering) 5-7
 - needle 11-5
 - outer axle tube 11-7
 - pivot support 4-9, 4-11
 - steering shaft 5-3
 - thrust 5-11
 - bearing and oil seal remover 16-3
 - bearing driver set 16-3
 - bearing puller 16-3
 - bearing puller wedge 16-3
 - bearing retainer 13-3, 13-5
 - bearing seal 5-3
 - bearing seat 5-3
 - bell crank 6-9, 11-9
 - bellows 5-7
 - belt, drive 10-5
 - belt, starter/generator 6-17, 10-3
 - beverage holder 1-7
 - bezel, headlight 6-3, 12-7
 - block, brake-mounting 4-5
 - block, fuse 6-9
 - body kick plate 1-15, 1-17
 - body, rear 1-15, 1-17
 - bolt, J- 12-17
 - bolt, U- 5-15, 5-17
 - boot, steering column 5-3
 - boot, switch 12-13
 - bottom, air box 8-13
 - box
 - air 8-13
 - electrical component 6-9
 - steering gear 5-7
 - bracket 6-11, 7-3
 - accelerator cable 8-11
 - adjustable starter/generator 6-17
 - governor cable 8-11
 - headlight mounting 6-3, 12-7
 - muffler mounting 9-3
 - oil filter mount 7-7
 - oil level switch 7-11
 - relay mounting 14-5
 - RPM limiter 7-5
 - shifter 11-3, 11-11
 - shock absorber 5-15, 5-17
 - shock mounting 5-15, 5-17
 - snubber 7-15
 - starter/generator mounting 6-17
 - steering column 5-3
 - steering column mounting 5-3
 - throttle spring return 8-9
 - Tow/Run switch 12-13
 - brake adjusting mechanism 4-3
 - brake adjustment tool 16-3
 - brake backing plate 4-3
 - brake cable 4-7
 - brake cable equalizer 4-7
 - brake cable hanger 4-7, 5-15, 5-17
 - brake cable release tool 16-3
 - brake cluster 4-3
 - brake drum 4-3
 - brake lever 4-3
 - brake mounting block 4-5
 - brake pedal 4-5
 - brake pedal adjustment tool 16-3
 - brake pedal pad 4-5
 - brake pedal tension tool 16-3
 - brake return spring 4-7
 - brake self-adjusting mechanism 4-3
 - brake shoe 4-3
 - brake spring 4-3
 - breaker, circuit 14-3, 14-5, 14-7
 - breather 11-3, 15-3
 - brush 13-3, 13-5, 13-7
 - brush and screw set 6-13
 - brush box assembly 13-7
 - brush connector 6-13
 - brush cover kit, starter/generator 6-15
 - brush holder 6-13
 - brush inspection port cover 6-13
 - brush plate
 - starter/generator 6-15
 - brush port cover 6-13
 - brush rigging 13-3, 13-5, 13-7
 - brush spring 6-15, 13-3, 13-5, 13-7
 - brush spring set 6-13
 - brush spring, starter/generator 6-15
 - brush terminal, starter/generator 6-15
 - bulb, headlight 6-3, 12-7
 - bumper
 - drive unit (motor) 13-3, 13-5, 13-7
 - front 1-3
 - front, kit 1-3
 - jounce 5-15, 5-17
 - rubber 1-11, 4-5
 - side trim 1-15, 1-17, 1-19
 - spring return 4-9, 4-11
 - bumper mount 5-17
 - bumper mount, angled 5-15
 - bushing 10-3
 - AC cord 14-3
 - bronze 5-13
 - nylon 4-5
 - spindle 5-13
 - steel 5-11, 5-15, 5-17
 - urethane 5-9, 5-11, 5-15, 5-17
 - button, choke 8-15
 - button, drive 10-7
 - buzzer, reverse 6-11, 12-9
- ## C
- cable
 - accelerator 8-11
 - brake 4-7
 - FNR shifter 11-11
 - governor 8-11
 - IQDM 16-7
 - transmission 11-11
 - cable retainer 11-11
 - calibration test module 16-3
 - cam
 - driven clutch 10-7
 - electrical component box 6-9
 - neutral lockout 11-9
 - cam installation tool 16-3
 - camshaft 7-11
 - cap
 - dust 12-13
 - fuel tank 8-5
 - key switch 6-11, 12-9
 - spark plug 7-5
 - carburetor 8-7
 - carburetor air vent tube 8-5
 - carburetor float level tool 16-7
 - carburetor insulator 8-9
 - carburetor mounting gasket 8-9
 - card, safety first 16-9
 - case
 - battery charger 14-3, 14-5, 14-7
 - differential gear 11-7
 - FNR switch 12-13
 - gear 11-3, 15-3
 - rocker 7-9
 - charger bezel tool 16-3
 - charger, battery 14-3
 - choke button 8-15
 - choke lever 8-15

INDEX

- choke lever guide 8-15
- choke positioner 8-15
- choke valve 8-13
- circuit breaker 14-3, 14-5, 14-7
- clamp
 - battery 6-19
 - cable retaining 8-11
 - hose 8-3, 8-5, 8-9, 8-13
 - muffler hose 9-3
- clevis, upper delta 5-11
- clip, score card 5-5
- cluster idler gear 11-5
- cluster, brake 4-3
- clutch alignment tool 16-5
- clutch pulley 10-3
- clutch removal tool 16-3
- clutch repair kit 10-7
- clutch tool kit 16-5
- clutch weight 10-3
- clutch, drive 10-3
- clutch, driven 10-7
- coil, field 6-13
- coil, ignition 7-5
- collet 7-9
- column, steering 5-3
- communication display module 16-5
- component box, electrical 6-9
- component mounting plate 12-19
- compression gauge 16-5
- compression lug 12-19
- compression spring 8-15
- compressor, piston ring 16-9
- compressor, valve spring 16-11
- computer, onboard 12-19
- connecting bar 1-19
- connecting rod 7-13
- connector, a- 6-13
- connector, four-pin 12-13
- connector, speed controller 12-19
- continuity tester 16-5
- controller cover 12-19
- controller, motor speed 12-19
- cord connector 7-11
- cord set, DC 14-3
- cord, AC 14-3, 14-5, 14-7
- cord, DC 14-5, 14-7
- counterbalance guide shaft 7-13
- counterbalance weight 7-13
- cover
 - brush inspection port 6-13
 - brush port 6-13
 - crankcase 7-11
 - dust 4-3, 5-3
 - electrical box 6-9
 - oil pump 7-7
 - screw head 1-5
 - steering column tube 5-3
 - cover plate 13-7
 - cover, speed controller 12-19
 - cowl 1-3
 - crank, bell 11-9
 - crankcase 7-13
 - crankcase cover gasket 7-9, 7-11
 - crankcase vent tube 8-9
 - crankshaft 7-13
 - crankshaft seal 7-11
 - crankshaft shim 7-13
 - C-type stop ring 5-7
 - cup holder 1-7
 - cup, spring 4-9, 4-11
 - current limiter 14-7
 - cushion, shock absorber 5-15, 5-17
 - cutter, valve seat 16-5, 16-11
- D**
 - damper, RPM limiter 7-5
 - dash component 1-5
 - dash panel 1-5
 - DC cord 14-5, 14-7
 - DC cord set 14-3
 - decal
 - battery danger 3-5
 - component cover 3-5
 - dash warning 3-3
 - driver/passenger 3-7
 - four-passenger warning 3-3
 - frame ground 3-7
 - motor braking 3-5
 - on/off 3-3
 - operating instructions 3-3
 - rotating parts 3-7
 - Tow/Run switch warning 3-5
 - Villager 3-9
 - delta A-plate 5-9
 - delta A-plate sub-assembly 5-9
 - delta shock and gear support 5-9
 - DF-terminal insulator 6-13
 - diesel tachometer probe 16-9
 - differential
 - drive unit 15-3
 - differential gear 11-7, 15-3
 - differential gear case 11-7
 - differential housing 15-3
 - differential idler gear 11-7
 - differential pin 11-7
 - diode 6-9, 12-19
 - diode, rectifier 14-3
 - dipstick 7-3
 - door, access 1-15, 1-17
 - drain plug 7-7
 - drain plug gasket 7-7, 11-3
 - drain plug, rubber 6-15
 - drink holder 1-7
 - drive bar 12-11
 - drive belt 10-5
 - drive button 10-7
 - drive clutch 10-3
 - drive clutch button 10-3
 - drive clutch fixed sheave tool 16-5
 - drive clutch fixed-face 10-3
 - drive clutch holder tool 16-5
 - drive clutch hub puller 16-5
 - drive clutch puller 16-5
 - drive clutch spider removal tool 16-5
 - drive clutch spring 10-3
 - drive clutch weight 10-3
 - drive hub 10-3
 - drive unit bumper 13-3, 13-5, 13-7
 - driven clutch 10-7
 - driven clutch button 10-7
 - driven clutch cam 10-7
 - driven clutch cam puller 16-5
 - driven clutch fixed-face assembly 10-7
 - driven clutch puller plug 16-5
 - driven clutch spring compression base tool 16-5
 - driven clutch spring compression collar tool 16-5
 - driven clutch spring compression nut tool 16-5
 - driver, drive clutch 10-3
 - drum, brake 4-3
 - dry moly lubricant 16-7
 - dust cap 12-13
 - dust cover 4-3, 5-3
- E**
 - eccentric adjustment screw 5-11
 - E-clip 4-7
 - electrical box cover 6-9
 - electrical component box 6-9
 - end bell, commutator 6-13
 - end bell, output shaft 6-13
 - end cap, motor 13-3, 13-5, 13-7
 - end shield
 - motor 13-3, 13-5
 - engine 7-3
 - engine mounting plate 7-15
 - engine shroud 7-3
 - engine valve spring 7-9
 - equalizer rod 4-7
 - equalizer, brake cable 4-7
 - exhaust system 9-3
 - exhaust valve 7-9
 - extrusion 12-19
 - extrusion, fender 1-3

INDEX

- F**
- face, moveable 10-3, 10-7
 - fan housing 7-3
 - fan shroud 7-3
 - fan, flywheel 7-5
 - fender extrusion 1-3
 - fender, inner 1-15, 1-17
 - field coil 6-13
 - field coil housing 6-13
 - fill plug 11-3
 - filter
 - air 8-13
 - fuel 8-3
 - oil 7-7
 - fitting, thread-forming grease 5-7, 5-9, 5-13
 - fixed-face, drive clutch 10-3
 - fixed-face, driven clutch 10-7
 - float 8-7
 - floor mat 1-5
 - flywheel 7-5
 - flywheel fan plate 7-5
 - flywheel puller 16-7
 - FNR handle 11-9
 - FNR shifter base 11-9
 - FNR shifter cable 11-11
 - FNR switch case 12-13
 - foam, seat 1-9, 1-11
 - foot rest 1-19
 - foot rest mat 1-19
 - fork, shift 11-5
 - Forward/Reverse shifter 11-9
 - frame and field assembly (motor) 13-7
 - frame and field, starter/generator 6-15
 - front body support 1-15, 1-17
 - front bumper 1-3
 - front bumper kit 1-3
 - front hub 5-13
 - front spring retainer plate 5-11
 - F-terminal hardware 6-13
 - f-terminal insulator 6-13
 - fuel filter 8-3
 - fuel gauge sending unit 8-5
 - fuel gauge/hour meter 6-11
 - fuel line 8-3, 8-9
 - fuel pump, impulse 8-3
 - fuel tank 8-5
 - fuel tank cap 8-5
 - fuel tank strap 8-3
 - fuel tank vent 8-5
 - fuse 12-15, 14-5, 14-7
 - 10-amp 6-9
 - 20-amp 6-9
 - 3/8-amp 12-15
 - charger 14-3
 - fuse block 6-9
- G**
- gasket 15-3
 - carburetor mounting 8-7, 8-9
 - crankcase cover 7-9, 7-11
 - drain plug 7-7, 11-3
 - exhaust 7-9, 9-3
 - head 7-9
 - insulator 7-9, 8-9
 - liquid 11-3, 15-3, 16-7
 - oil pump 7-7
 - rocker case 7-9
 - seat 1-9
 - sending unit 8-5
 - gasket kit, FE290 7-9
 - gauge, compression 16-5
 - gauge, fuel/hour 6-11
 - gear
 - case 11-3, 15-3
 - cluster idler 11-5
 - differential 11-7, 15-3
 - differential idler 11-7, 15-3
 - differential output 15-3
 - helical 7-13, 11-5, 11-7
 - spur 7-13, 11-5
 - synchro 11-5
 - gear yoke 16-7
 - governor 11-5
 - governor arm 11-3
 - governor cable 8-11
 - governor cable bracket 8-11
 - governor shaft installation tool 16-7
 - governor shield 8-9
 - grip, pencil 5-5
 - grommet 8-5
 - guide
 - choke lever 8-15
 - intake valve 7-9
 - valve seat cutter 16-11
 - guide ring adhesive 16-3
- H**
- handle, battery charger 14-3
 - handle, FNR 11-9
 - handrail 1-19
 - hanger, brake cable 4-7, 5-15, 5-17
 - hardware, F-terminal 6-13
 - harness, wire 6-7, 6-9, 12-5
 - head gasket 7-9
 - head, FE290 7-9
 - headlight assembly 6-3, 12-7
 - headlight bulb 6-3, 12-7
 - headlight harness 6-3, 12-7
 - headlight retainer 6-3, 12-7
 - heatsink 14-3
 - heatsink and rectifier 14-5, 14-7
- helical gear 7-13, 11-5, 11-7**
- hill brake rod 4-5
 - hill brake weld assembly 4-5
 - hinge assembly 1-11
 - hinge pin 1-11
 - hinge plate 1-9, 1-15, 1-17
 - hinge, long 1-11
 - hold-down, battery, 12-volt 12-17
 - holder, cup 1-7
 - hose, air intake 8-13
 - hose, fuel 8-3
 - hour meter/fuel gauge 6-11
 - housing
 - 2-pin 12-11
 - 3-pin 12-11, 12-13, 13-3, 13-5, 13-7
 - 4-pin 12-13
 - 6-pin 12-19
 - differential 15-3
 - fan 7-3
 - field coil 6-13
 - hub 5-13
 - hub and spindle 5-13
 - hub, front 5-13
 - hub, synchronizer clutch 11-5
 - hubcap 5-13
 - hydraulic brake adjuster 16-7
 - hydrometer 16-7
- I**
- idle screw assembly 8-7
 - idler bearing 10-3
 - idler gear, differential 15-3
 - ignition coil 7-5
 - inner frame snubber 7-15
 - input shaft 15-3
 - insert, synchronizer 11-5
 - instrument panel 1-5
 - insulator gasket 7-9, 8-9
 - insulator, carburetor 8-9
 - intake pipe 8-9
 - intake valve 7-9
 - intermediate shaft 15-3
 - intermediate steering shaft 5-3
 - internal retaining ring pliers 16-7
 - IQ display module (IQDM) 16-7
- J**
- J-bolt 12-17
 - jet, main 8-7
 - jet, pilot 8-7
 - joint
 - ball 4-5, 4-13, 5-9, 11-11
 - left-hand thread ball 5-7, 5-9
 - jounce bumper 5-15, 5-17

INDEX

K

key
crankshaft 7-5, 7-13
driven clutch 10-7
On/Off 6-11, 12-9
square 10-7
starter/generator 6-13
woodruff 11-3
key switch 6-11
key switch cap 6-11, 12-9
key switch, On/Off 12-9
kick plate, body 1-15, 1-17
kingpin 5-11
kit
2-pin housing 12-11
3-pin housing 12-11, 12-13, 13-3, 13-5, 13-7
4-pin housing 12-13
6-pin housing 12-19
accelerator pivot rod 4-9, 4-11
brake cable 4-7
brake pedal 4-5
brake pedal adjustment tool 16-3
brake shoe retainer 4-3
clutch repair 10-7
differential gear case 11-7
drive clutch button 10-3
drive clutch weight 10-3
driven clutch button 10-7
front hub replacement 5-13
fuel tank 8-5
impulse fuel pump rebuild 8-3
IQ display module (IQDM) 16-7
magnet and bearing 13-3, 13-5
motor brush 13-7
motor brush spring 13-7
motor cover plate 13-7
motor speed sensor 13-7
motor terminal hardware 13-7
neutral lockout cam 11-9
park brake latch 4-5
park brake pedal 4-5
reverse buzzer 6-11, 12-9
shock absorber 5-15, 5-17
shock absorber cushion 5-15, 5-17
steering column rebuild 5-3
tune-up 16-9

L

latch, air box 8-13
latch, park brake 4-5
L-bracket, motor 13-7
leaf spring 5-11, 5-15, 5-17
lens, headlight 6-3, 12-7
lever

change 11-3
choke 8-13, 8-15
transmission shifter 11-3
light
battery warning 12-9
oil 6-11
limit switch 6-9, 11-9
limiter
current 14-7
RPM 7-5
line, fuel 8-3, 8-9
link, rack and pinion drag 5-7
liquid gasket 11-3, 15-3, 16-7
low oil warning light 6-11
lubricant, dry moly 16-7
lubricant, moly-teflon 13-3, 13-5, 13-7, 16-7
lug nut 2-3, 2-5
lug stud 5-13, 11-7, 15-3
lug, compression 12-19

M

magnet and bearing kit 13-3, 13-5
magnet, speed sensor 13-3, 13-5, 13-7
main jet 8-7
main nozzle 8-7
mat, floor 1-5
mat, foot rest 1-19
MCOR 12-11
mechanism, brake adjusting 4-3
meter, volt ohm 16-11
module
calibration test 16-3
communication display 16-5
moly-teflon lubricant 16-7
motor
48-volt 13-5
48-volt IQ 13-3, 13-7
motor armature 13-3, 13-5
motor brush 13-3, 13-5
motor brush kit 13-7
motor brush spring kit 13-7
motor bumper 13-3, 13-5, 13-7
motor end cap 13-3, 13-5, 13-7
motor end shield 13-3, 13-5
motor L-bracket 13-7
motor magnet, speed sensor 13-3, 13-5, 13-7
motor speed controller 12-19
motor speed sensor 13-3, 13-5, 13-7
motor speed sensor kit 13-7
motor stator shell and winding 13-3, 13-5
motor terminal hardware kit 13-7
mount, bumper 5-17
mounting block, brake 4-5
moveable-face 10-3, 10-7
muffler hose clamp 9-3

N

nameplate kit, amber 3-9
needle bearing 11-5
neutral lockout cam 11-9
nozzle, main 8-7
nut, lug 2-3, 2-5

O

oil filler tube 7-3
oil filter 7-7
oil filter mount bracket 7-7
oil filter screen 7-11
oil filter screen plate 7-11
oil level sensor 7-11
oil level switch bracket 7-11
oil pump and rotor 7-7
oil pump cover 7-7
oil pump gasket 7-7
oil pump plate 7-7
oil seal 7-9, 7-13, 11-3, 11-5
oil warning light, low 6-11
onboard computer 12-19
O-ring 7-3, 7-9, 7-11, 7-13
overload bumper spacer 5-15, 5-17

P

pad
accelerator pedal 4-9, 4-11
brake pedal 4-5
park brake 4-5
paint, touch-up 16-7
park brake latch 4-5
park brake pedal 4-5
park brake rod sleeve 4-5
park brake spacer 4-5
park brake torsion spring 4-5
pawl 4-5
pedal, accelerator 4-9, 4-11
pedal, brake 4-5
pedal, park brake 4-5
pencil grip 5-5
pilot air screw 8-7
pilot jet 8-7
pin, differential 11-7
pin, piston 7-13
pinion, steering 5-7
pipe, intake 8-9
piston 7-13
piston ring 7-13
piston ring compressor 16-9
piston ring pliers 16-9
pivot arm 11-3
pivot support bearing 4-9, 4-11
plate
backing (brake) 4-3

INDEX

- component mounting 12-19
- cover 13-7
- engine mounting 7-15
- flywheel fan 7-5
- front spring retainer 5-11
- hinge 1-9, 1-15, 1-17
- oil filter screen 7-11
- oil pump 7-7
- receptacle backing 12-15
- score card 5-5
- shackle 5-15
- spring mounting 5-11
- thrust 11-5, 11-7
- pliers
 - internal retaining ring 16-7
 - piston ring 16-9
 - retaining ring 16-9
- plug
 - 4-pin 12-13
 - 6-pin 12-19
 - drain 7-7
 - driven clutch puller 16-5
 - fill 11-3
 - rubber drain 6-15
 - spark 7-5
- pole set 6-13
- positioner, choke 8-15
- press weldment 16-5
- protector spray, battery terminal 16-3
- puller
 - bearing 16-3
 - clutch 16-3
 - drive clutch 16-5
 - drive clutch hub 16-5
 - driven clutch cam 16-5
 - flywheel 16-7
 - seal 16-9
 - special use tool 16-9
- pulley 6-15
 - clutch 10-3
 - starter-generator 6-13
- pump, impulse fuel 8-3
- push rod 7-9
- R**
 - rack and pinion drag link 5-7
 - rack guide pressure spring 5-7
 - rack, steering 5-7
 - ratchet, park brake 4-5
 - reamer, valve guide 16-9
 - rear shock absorber 5-15, 5-17
 - rear spring shackle 5-17
 - receptacle 12-15
 - receptacle backing plate 12-15
 - receptacle, AC cord 14-7
 - rectifier diode 14-3
 - rectifier with heatsink 14-5, 14-7
 - regulator, voltage 6-9
 - relay 14-5, 14-7
 - relay mounting bracket 14-5
 - relay, 48-volt 14-3
 - remover, bearing and oil seal 16-3
 - resistor assembly 12-19
 - retainer
 - accelerator pedal spring 4-9, 4-11
 - bearing 13-3, 13-5
 - brake shoe 4-3
 - cable 11-11
 - headlight 6-3, 12-7
 - shock absorber cushion 5-15, 5-17
 - spring 5-15, 5-17
 - spring (drive clutch) 10-3
 - valve spring 7-9
 - retaining ring 5-3
 - retaining ring pliers 16-9
 - return spring bumper 4-9, 4-11
 - reverse buzzer 6-11, 12-9
 - rigging, brush 13-3, 13-5
 - rim, wheel, white 2-3
 - ring
 - piston 7-13
 - retaining 5-3, 6-9, 10-3, 10-7, 11-9
 - snap 5-7, 7-9, 7-13
 - spiral backup 10-3
 - synchronizer 11-5
 - ring, C-type stop 5-7
 - rivet, blind push 1-3
 - rocker arm 7-9
 - rocker case 7-9
 - rocker case gasket 7-9
 - rocker shaft 7-9
 - rocker switch 12-13
 - rod
 - accelerator 4-13
 - accelerator pivot 4-9, 4-11
 - connecting 7-13
 - crankshaft 7-13
 - equalizer 4-7
 - hill brake 4-5
 - push 7-9
 - shift 11-5
 - tie 5-9
 - rotor, oil pump and 7-7
 - RPM limiter 7-5
 - RPM limiter bracket 7-5
 - RPM limiter damper 7-5
 - RPM limiter mount band 7-5
 - rubber bumper 1-11
- S**
 - safety first card 16-9
 - score card clip 5-5
 - score card plate 5-5
 - screen, oil filter 7-11
 - screw, eccentric adjustment 5-11
 - screw, valve clearance adjuster 16-9
 - seal
 - bearing 5-3
 - crankshaft 7-11
 - intake 8-13
 - lip 15-3
 - oil 7-9, 7-13, 11-3, 11-5, 11-7, 15-3
 - steering pinion dust 5-7
 - vertical socket dust 5-7, 5-9
 - seal puller 16-9
 - sealant 11-3, 15-3
 - seat
 - spring 7-9
 - valve 7-7
 - seat back assembly 1-13
 - seat back assembly, four-passenger 1-13
 - seat back cap 1-13
 - seat bottom assembly 1-9, 1-11
 - seat cover, vinyl 1-9, 1-11, 1-13
 - seat foam 1-9, 1-11
 - seat gasket 1-9
 - seat support, four-passenger 1-11
 - seat, bearing 5-3
 - sending unit, fuel gauge 8-5
 - sensor, motor speed 13-3, 13-5, 13-7
 - sensor, oil level 7-11
 - sensor, speed 13-3, 13-5
 - set, brush and screw 6-13
 - set, pole 6-13
 - shackle plate 5-15
 - shackle, rear spring 5-17
 - shaft
 - change 11-3
 - counterbalance guide 7-13
 - input 15-3
 - intermediate 15-3
 - intermediate steering 5-3
 - rocker 7-9
 - transmission 11-5
 - shield, governor 8-9
 - shift fork 11-5
 - shift rod 11-5
 - shifter base, FNR 11-9
 - shifter bracket 11-3, 11-11
 - shim, crankshaft 7-13
 - shock absorber 5-9
 - shock absorber cushion 5-15, 5-17
 - shock absorber cushion retainer 5-15, 5-17
 - shock absorber, rear 5-15, 5-17
 - shock mounting bracket 5-15, 5-17
 - shoe, brake 4-3
 - shroud, engine 7-3
 - shroud, fan 7-3

INDEX

- sleeve
 - delta A-plate 5-9
 - governor 11-5
 - park brake rod 4-5
 - synchronizer 11-5
 - snap ring 5-7, 7-9, 7-13
 - snubber bracket 7-15
 - snubber, inner frame 7-15
 - socket 5-7, 5-9
 - solenoid, 12-volt 6-9
 - solenoid, 48-volt 12-19
 - spacer
 - accelerator pivot rod 4-9, 4-11
 - overload bumper 5-15, 5-17
 - park brake 4-5
 - spanner wrench 16-9
 - spark plug 7-5
 - spark plug cap 7-5
 - speed controller 12-19
 - speed controller connector 12-19
 - speed controller cover 12-19
 - speed sensor 13-3, 13-5, 13-7
 - speed sensor magnet 13-3, 13-5, 13-7
 - speed sensor, motor 13-3, 13-5, 13-7
 - spindle 5-13
 - spindle and hub 5-13
 - spiral backup ring 10-3
 - spray, battery terminal protector 16-3
 - spring
 - accelerator return 4-9, 4-11
 - brake 4-3
 - brake return 4-7
 - brush 6-13, 6-15, 13-3, 13-5, 13-7
 - compression 5-5, 8-15
 - drive button 10-3
 - drive clutch 10-3
 - driven clutch 10-7
 - engine valve 7-9
 - extension return 8-13
 - forward/reverse cam 11-9
 - leaf 5-11, 5-15, 5-17
 - park brake torsion 4-5
 - rack guide pressure 5-7
 - shifter 11-5
 - steering shaft compression 5-3
 - synchronizer 11-5
 - throttle return 8-9
 - spring cup 4-9, 4-11
 - spring mounting plate 5-11
 - spring retainer 5-15, 5-17
 - spur gear 7-13, 11-5
 - starter/generator 6-13
 - starter/generator (cw) 6-15
 - starter/generator belt 6-17, 10-3
 - starter/generator brush cover kit 6-15
 - starter/generator brush plate 6-15
 - starter/generator brush spring 6-15
 - starter/generator brush terminal 6-15
 - starter/generator frame and field 6-15
 - starter/generator mounting bracket 6-17
 - starter/generator pulley 6-13
 - stator shell and winding 13-3, 13-5
 - steel bushing 5-11, 5-15, 5-17
 - steel pressure relief ball 7-7
 - steering column 5-3
 - steering column bearing press tool 16-9
 - steering column retaining ring tool 16-9
 - steering gear box 5-7
 - steering pinion 5-7
 - steering pinion dust seal 5-7
 - steering rack 5-7
 - steering shaft assembly 5-3
 - steering shaft column 5-3
 - steering shaft compression spring 5-3
 - steering wheel 5-5
 - steering wheel puller tool 16-9
 - stem, valve 2-3, 2-5
 - stiffener, flywheel side 7-15
 - strap, A-plate 5-9
 - strap, fuel tank 8-3
 - stud 7-15
 - ball 6-9, 11-3, 11-9
 - lug 5-13, 11-7, 15-3
 - support yoke (steering) 5-7
 - support, front body 1-15, 1-17
 - suppressor, voltage 14-5, 14-7
 - switch
 - four-position 14-5, 14-7
 - key 6-11, 12-9
 - limit 6-9, 11-9
 - rocker 12-13
 - Tow/Run 12-13
 - switch rubber boot 12-13
 - synchro gear 11-5
 - synchronizer clutch hub 11-5
 - synchronizer insert 11-5
 - synchronizer sleeve 11-5
 - synchronizer spring 11-5
 - system, exhaust 9-3
- T**
- 12-volt battery 6-19
 - 12-volt solenoid 6-9
 - tachometer 16-9
 - tachometer probe, diesel 16-9
 - tank, fuel 8-5
 - tappet 7-11
 - terminal block 12-19
 - tester, continuity 16-5
 - thermometer, battery 16-3
 - thread-forming grease fitting 5-7, 5-9, 5-13
 - throttle return spring 8-9
 - throttle spring return bracket 8-9
 - thrust bearing 5-11
 - thrust plate 11-5, 11-7
 - tie rod 5-9
 - tie wrap 5-7, 6-9, 12-9, 12-13, 12-19
 - tire 2-3, 2-5
 - tire and wheel assembly 2-3, 2-5
 - tool
 - accelerator pedal adjustment 16-3
 - belt tensioning, starter/generator 16-11
 - brake adjustment 16-3
 - brake cable release 16-3
 - brake pedal adjustment 16-3
 - brake pedal tension 16-3
 - cam installation 16-3
 - carburetor float level 16-7
 - charger bezel 16-3
 - clutch alignment 16-5
 - cT-wrench 16-5
 - drive clutch fixed sheave 16-5
 - drive clutch holder 16-5
 - drive clutch spider removal 16-5
 - driven clutch spring compression base 16-5
 - driven clutch spring compression collar 16-5
 - driven clutch spring compression nut 16-5
 - governor shaft installation 16-7
 - puller, special use 16-9
 - steering column bearing press 16-9
 - steering column retaining ring 16-9
 - steering wheel puller 16-9
 - transaxle axle seal 16-9
 - transaxle pinion seal 16-9
 - transmission 16-9
 - valve guide driver 16-9
 - valve seat cutter 16-5
 - tool kit, clutch 16-5
 - touch-up paint 16-7
 - Tow/Run switch 12-13
 - Tow/Run switch bracket 12-13
 - transaxle 15-3
 - transaxle axle seal tool 16-9
 - transaxle housing 15-3
 - transaxle pinion seal tool 16-9
 - transaxle, unitized 11-3
 - transformer, battery charger 14-3, 14-5, 14-7
 - transmission cable 11-11
 - transmission shaft 11-5
 - transmission tool 16-9
 - trim
 - cowl 1-3
 - tube
 - carburetor air vent 8-5

INDEX

crankcase vent 8-9
oil filler 7-3
tune-up kit 16-9
turn signal lens 6-3, 12-7
T-wrench tool 16-5

U

U-bolt 5-15, 5-17
unitized transaxle 11-3
upper delta clevis 5-11
urethane bushing 5-9, 5-11, 5-15, 5-17

V

valve
choke 8-13
exhaust 7-9
fuel pickup tube 8-5
intake 7-9
reed 7-9
valve clearance adjuster screw 16-9
valve guide driver tool 16-9
valve guide reamer 16-9
valve guide, intake 7-9
valve seat 7-7
valve seat cutter 16-5, 16-11
valve seat cutter guide 16-11
valve seat cutter tool 16-5
valve seat t-wrench 16-11
valve spring compressor 16-11
valve spring retainer 7-9
valve stem 2-3, 2-5
vent barb 8-3, 8-5
vertical socket dust seal 5-7, 5-9
volt ohm meter 16-11
voltage regulator 6-9
voltage suppressor 14-5, 14-7

W

warning light, low oil 6-11
wedge, bearing puller 16-3
weight
clutch 10-3
counterbalance 7-13
secondary clutch 10-3
weldment
press 16-5
wheel 2-3, 2-5
wheel and tire assembly 2-3, 2-5
wheel rim, white 2-3
wheel, steering 5-5
wire harness 6-7, 6-9, 12-5
woodruff key 11-3
wrap, tie 5-7, 6-9, 12-9, 12-13, 12-19
wrench, spanner 16-9

Y

yoke, gear 16-7
yoke, support (steering) 5-7



Club Car, Inc.
P.O. Box 204658
Augusta, GA 30917-4658
USA

Web www.clubcar.com
Phone 1.706.863.3000
1.800.ClubCar
Int'l +1 706.863.3000
Fax 1.706.863.5808