


# Fat Quarter Club: May 2022

---



**BERNINA**  
OF NAPERVILLE •





# The PROJECT

- Wristlet PinCushion
- [WATCH TUTORIAL HERE](#)

You  Tube



# The SUPPLIES

- BERNINA of Naperville [Fat Quarter Club](#) selection for May 2022
- 4" of Scrap cork, leather, vinyl or other hard to puncture material
- Thread to sew the bag together\*for sewing
  - We used [50wt Mettler Cotton thread in White](#)
- [Tube Turner](#)
- 6" of ¼" elastic
- Iron
- Small handful of polyfill or scrap batting cut up
- [Elastic Bodkin](#)
- Long hand sewing needle
- 1 Button
- [Straight Pins](#)

# The CUTTING

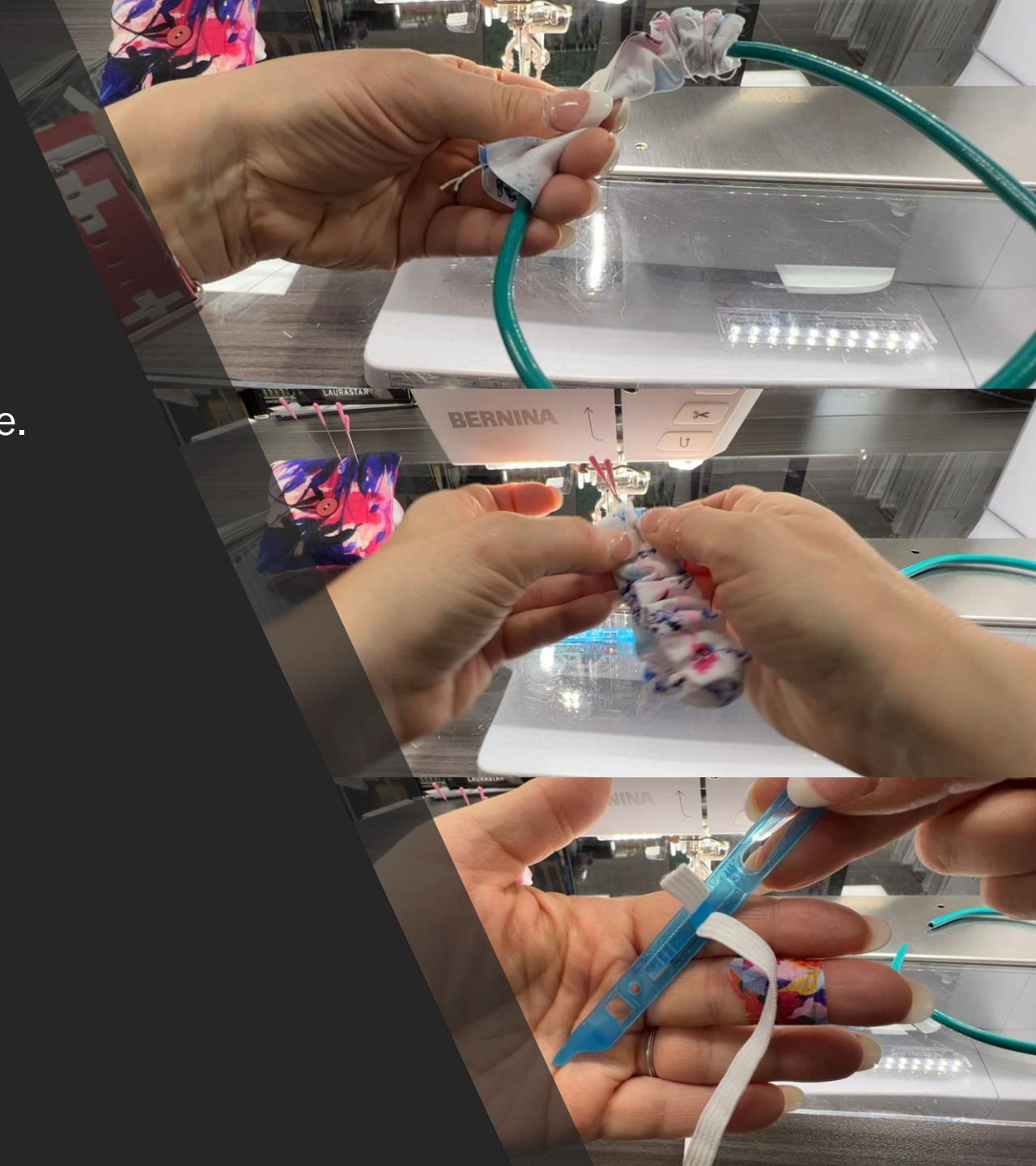
---

- Pin Cushion Top
  - 1, 4" square
- Pin Cushion Bottom
  - 1, 4" square
- Tab
  - 1, 2 ½" x 4"
- Wrist Strap
  - 1, 2 ½" x 10"



# The SEWING

- Fold the strap in half, right sides together and stitch the long side using a  $\frac{1}{4}$ " seam allowance.
  - We used the BERNINA #97D Foot
- Turn Inside out with Tube Turner
- Press
- Insert elastic with bodkin





# The SEWING

- Using less than ¼" seam allowance, sew the protective material to the wrong side of the bottom of the pin cushion
- Position the wrist band to the right side of this piece

ould have been  
the wrist

# The SEWING

- Make the tab
  - Embellish with decorative stitching
  - You may alternatively choose to write a word or name. [See Tutorial here.](#)
- Attach the tab to the pin cushion
  - Be mindful to place it onto the back of the pin cushion with the pretty side up





# The Sewing

- Place the top of the pincushion right side down onto the right side of the bottom
- **BE SURE TO TUCK AND SECURE THE WRIST BAND SO THAT IT DOES NOT CREEP INTO THIS SEAM**





# The Sewing


- Stitch  $\frac{1}{4}$ " around the pin cushion, but leave an opening for stuffing.
- Stuff the pincushion
- Close the opening by handsewing.





## Tuft the Pin Cushion with a Button

- Use a new or old button to tuft the pin cushion
- Wear your work
- Show it off!



# Stick it to your Pin Cushion

- Thank you for watching
- Questions?
  - Email: [Gayle@berninaofnaperville.com](mailto:Gayle@berninaofnaperville.com)
  - Call: 331-472-4231
  - Visit the web: [berninaofnaperville.com](http://berninaofnaperville.com)
  - Follow us on Social Media (Facebook, Instagram, YouTube and TikTok)
    - @berninaofnaperville



**BERNINA**  
OF NAPERVILLE ●

