




INTERIOR KIT

FOR ROCO 'LINZ'/OMM 32
WAGONS

ASSEMBLY INSTRUCTIONS





CONTENTS


1. WOOD FLOOR
2. INTERIOR WOOD PANELS
3. BRAKEMAN'S WOOD FLOOR
4. PROFILES

1

GLUE FLOOR

—RECOMENDED GLUE: 'ULTRAGLUE' OF AMMO (MIG JIMENEZ)


—ALSO: WHITE GLUE / ALIPHATIC GLUE



2

GLUE WAGONS ENDS:



- ROTATE AND CUT THE BACK
- IMPORTANT! BOTH ENDS HAVE DIFFERENT HEIGHT



3

GLUE SIDE PANELS



—DIFFERENTIATE LEFT AND RIGHT PANEL



4

GLUE DOOR PROFILES



—PAINT AND CUT PROFILES




5

GLUE BRAKEMAN'S FLOOR

—REMOVE PLASTIC PIECE





(C)

