

Holly Jolly Christmas

Kindergarten Math & Literacy Worksheets



WS-KHJCML



Created by:
Amy Moses

Holly Jolly Christmas Kindergarten Math & Literacy Worksheets

© 2017 Knowledge Box Central

www.KnowledgeBoxCentral.com

Publisher: Knowledge Box Central

<http://www.knowledgeboxcentral.com>

All rights reserved. No part of this publication may be reproduced, stored in a retrieval system or transmitted in any form by any means, electronic, mechanical, photocopy, recording or otherwise, without the prior permission of the publisher, except as provided by USA copyright law.

The purchaser of the eBook is licensed to copy this information for use in a single classroom or homeschool ONLY. If you are interested in copying for a larger group, please contact the publisher.

All information and graphics within this product are originals or have been used with permission from its owners, and credit has been given when appropriate. These include, but are not limited to the following: www.edu-clips.com, [Creative Clips by Krista Wallden](#), [Sonya DeHart Graphics From The Pond](#), [The Cher Room](#), [Digital Classroom](#), [Dorky Prints](#), [Erin Cobb I'm Lovin Lit](#), [Ashley Hughes](#), [Chikabee](#), [Daily Art Hub](#), [Glitter Meets Glue Designs](#), [Ramona M Graphics](#), [Teaching In The Tongass](#), [The Painted Crow](#), [Zip-A-Dee-Do-Dah](#), [Dancing Crayon Designs](#) [Sticky Foot Studios](#), [Oh So Random](#), [Painted Crow](#), [Candy Class](#), www.graphicsfactory.com, [Ta-Doodles Illustrations](#), [Melonheadz](#), [Hayley Cain - Activities After Math](#) and [Paula Kim Studio](#).



Holly Jolly Christmas

Kindergarten Math & Literacy Worksheets

Thank you for downloading our *Holly Jolly Christmas Math & Literacy Worksheets*. With this packet, you'll find several ways to meet Common Core Standards for Kindergarten.






Title	Standard(s)	Page
Hot Chocolate Match	K.CC.B.5	4
10-Frames up to 20	K.OA.4	5
Base 10 Elves	K.MBT.A.1	6
Christmas Measurements	K.MD.2	7
Make a Snowman!	K.G.B.5 , K.G.B.6	8
CVC "O" Words	L.K.2	9
"E" Word Families	L.K.2	10
Parts of a Book	RL.K.6	11
Missing Letters	RF.K.2	12
Christmas Writing	W.K.3	13

Name: _____

Hot Chocolate Match



Directions: Count the marshmallows in each mug.
Cut and paste the number next to the mug it matches.




5 2 4 3 1 6

Name: _____

Make a Snowman!

Directions: Draw a snowman with shapes.
Draw circles for the body, buttons, and eyes.
Use a triangle for the nose.
Use rectangles and squares for the top hat and arms.
Now write how many of each shape you used.



My Snowman



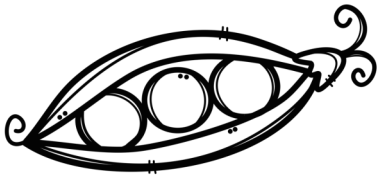
How Many Shapes?

Circles	
Triangles	
Rectangles	

Name: _____

CVC "O" Words

Directions: Look at each picture and trace the word.



pod



top



cop




sob



fox



pot




pop




fog

Name: _____

Parts of a Book



Directions: Cut and glue the matching parts of a book in the boxes.




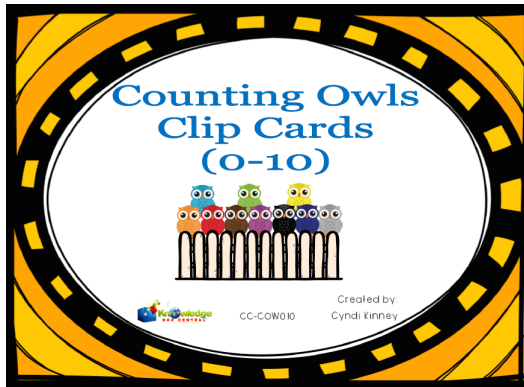
Author

Title

Illustrator



Check out some of our other
fun, educational products!



Don't Miss a Thing!

Subscribe To Our Newsletter Today

New subscribers receive a FREE eBook coupon!

www.knowledgeboxcentral.com

