

Frozen[®] Math Worksheets



WS_FROZM

Created by:
Candie Donner




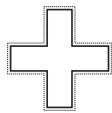




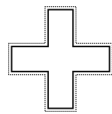
Frozen Math Worksheets
Copyright © 2015 Knowledge Box Central
www.KnowledgeBoxCentral.com
Author: Candie Donner

Publisher: Knowledge Box Central
<http://www.knowledgeboxcentral.com>




All rights reserved. No part of this publication may be reproduced, stored in a retrieval system or transmitted in any form by any means, electronic, mechanical, photocopy, recording or otherwise, without the prior permission of the publisher, except as provided by USA copyright law. The purchaser of the eBook is licensed to copy this information for use with the immediate family members only. If you are interested in copying for a larger group, please contact the publisher.

All information and graphics within this product are originals or have been used with per-mission from its owners, and credit has been given when appropriate. These include, but are not limited to the following: [Dorky Prints](#), [Creative Clips by Krista Wallden](#), [Graphics From The Pond](#) and Sonya DeHart.


Solve the addition problems below and write your answers in the circles provided.



Solve the subtraction problems below and write your answers in the circles provided.



Solve the math problems. Once you have the answer to each problem, refer to the legend to determine what colors to use when coloring in the character.



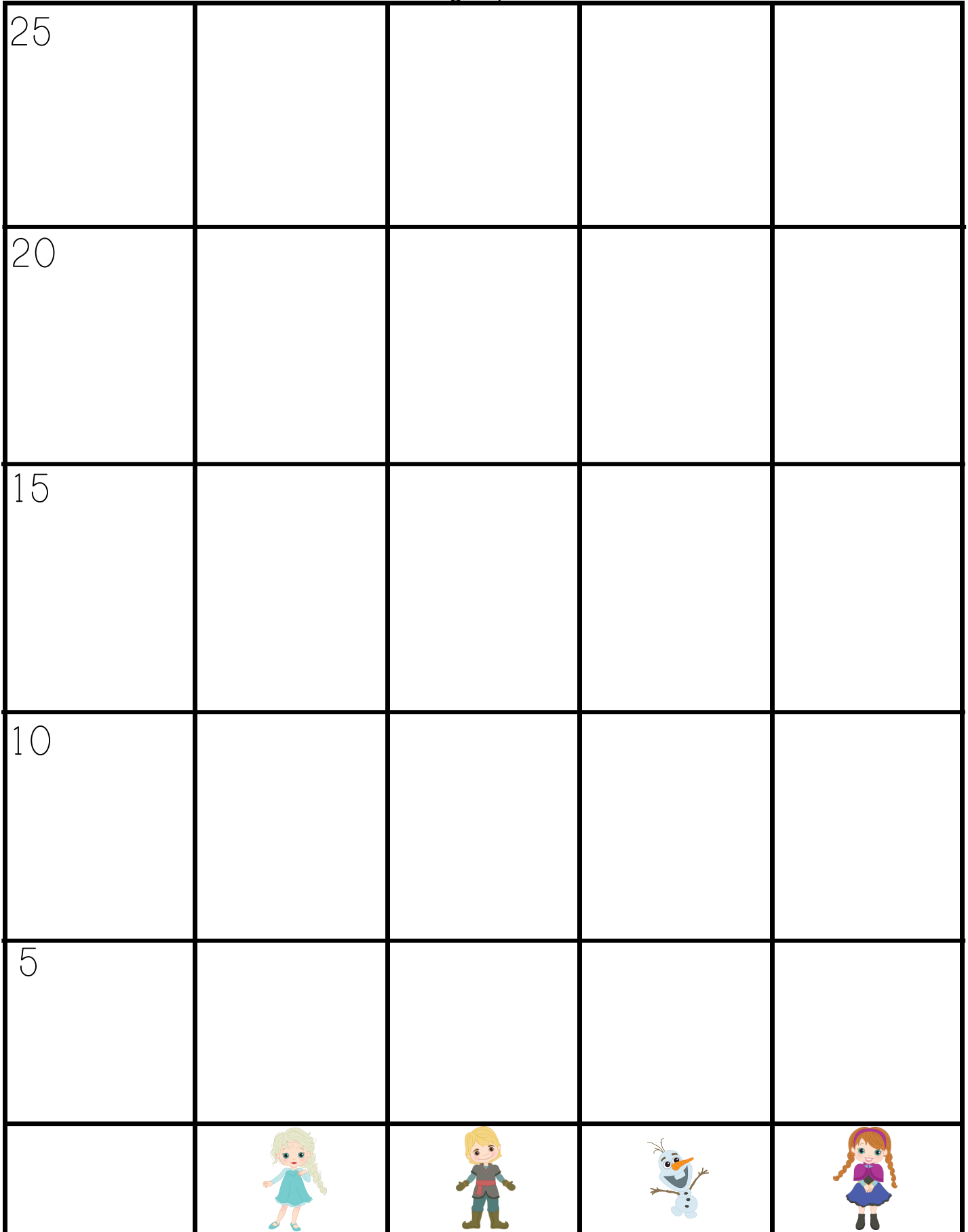
Legend

- | | |
|---------------|--------------|
| 5 purple | 15 dark blue |
| 10 black | 20 brown |
| 25 light blue | |


Count each character and record your answers on the next two pages. Be sure to put a mark over each character as you count it.








Record your findings from the previous page on the bar graph below.



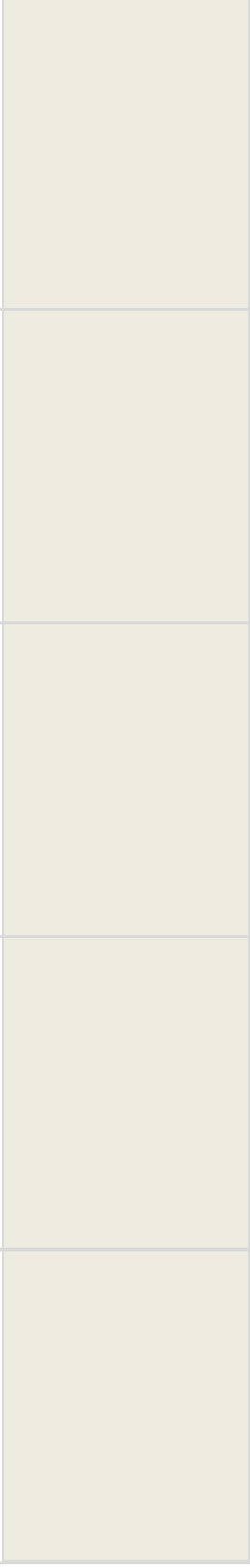
Record your findings from page 6 below.
Plot your points on the graph and write the number
above the plot point.




Cut out the puzzle along outer black line edge and then cut each piece apart. Have students solve the math problems in the gray areas of each strip. Once they have the answers to each problem, the students should glue the strips in numerical order onto the template on the following page.

				
$13-7$	$9+8$	$12+17$	$47-4$	$26+35$

Glue puzzle
pieces here.



☆ ☆ ☆ ——— ☆ ☆ ☆
If you enjoyed this product...
☆ Check out our other Worksheets!



☆ ☆ ☆ ——— ☆ ☆ ☆
Don't Miss a Thing!

Subscribe To Our Newsletter Today

☆ ☆ ☆ ——— ☆ ☆ ☆
New subscribers receive a FREE eBook coupon!

www.knowledgeboxcentral.com

☆ ☆ ☆ ——— ☆ ☆ ☆