

Halloween
Multiplication Array
Task Cards
With Response Sheet & Answer Key



TC-HMA

Created by:
Cyndi Kinney

Halloween Multiplication Arrays Task Cards With Response Sheet & Answer Key

© 2018 Knowledge Box Central

www.KnowledgeBoxCentral.com

Publisher: Knowledge Box Central

<http://www.knowledgeboxcentral.com>

All rights reserved. No part of this publication may be reproduced, stored in a retrieval system or transmitted in any form by any means, electronic, mechanical, photocopy, recording or otherwise, without the prior permission of the publisher, except as provided by USA copyright law.

The purchaser of the eBook is licensed to copy this information for use in a single classroom or homeschool ONLY. If you are interested in copying for a larger group, please contact the publisher.

All information and graphics within this product are originals or have been used with permission from its owners, and credit has been given when appropriate. These include, but are not limited to the following: www.edu-clips.com, [Creative Clips by Krista Wallden](#), [Sonya DeHart Graphics From The Pond](#), [The Cher Room](#), [Dorky Prints](#), [Erin Cobb I'm Lovin Lit](#), [Ashley Hughes](#), [Chikabee](#), [Daily Art Hub](#), [Glitter Meets Glue Designs](#), [Ramona M Graphics](#), [Teaching In The Tongass](#), [The Painted Crow](#), [Zip-A-Dec-Do-Dah](#), [Dancing Crayon Designs](#) [Sticky Foot Studios](#), [Oh So Random](#), [Painted Crow](#), [Candy Class](#), [Whimsy Clips](#), [Pink Cat Studio](#), [Alina V Design](#), [Melonheadz](#), [My Happy Place](#), [Ta-Doodles Illustrations](#), [Chirp Graphics](#), [TeachPal](#), [Doodle Dad Designs](#), [Kb3 Teach](#), [Creating4 the Classroom](#), and [Paula Kim Studio](#) .



Halloween Multiplication Arrays Task Cards With Response Sheet & Answer Key

Teacher Instructions:

There are 12 numbered Task Cards included. Each one has an array that depicts a multiplication sentence. Print, cut out, and laminate the Task Cards. Print out the Response Sheet and make copies for your students.

Have your student look at each Task Card and then record his answer on the corresponding Response Sheet. An answer key has been included as well.



Halloween Multiplication Arrays Task Cards With Response Sheet & Answer Key




Student Instructions:

1. On each numbered Task Card, look at the array, paying close attention to the numbers of rows and columns.
2. On the Response Sheet, write the multiplication sentence, including its answer.


1

What is the multiplication sentence and answer for this array?



2

What is the multiplication sentence and answer for this array?



3

What is the multiplication sentence and answer for this array?




4

What is the multiplication sentence and answer for this array?



5

What is the multiplication sentence and answer for this array?



6

What is the multiplication sentence and answer for this array?




7

What is the multiplication sentence and answer for this array?



8

What is the multiplication sentence and answer for this array?




9

What is the multiplication sentence and answer for this array?



10

What is the multiplication sentence and answer for this array?




11

What is the multiplication sentence and answer for this array?



12

What is the multiplication sentence and answer for this array?



Halloween Multiplication Arrays

Name: _____

Directions: In each box, write the multiplication sentence and answer. Make sure that the question and answer numbers (in the yellow diamond) are the same.

1

2

3

4

5

6

7

8

9

10

11

12

Halloween Multiplication Arrays

Name: _____ **KEY**

1

$$2 \times 3 = 6$$

2

$$3 \times 6 = 18$$

3

$$3 \times 2 = 6$$

4

$$6 \times 3 = 18$$

5

$$4 \times 8 = 32$$

6

$$5 \times 9 = 45$$

Directions: In each box, write the multiplication sentence and answer. Make sure that the question and answer numbers (in the yellow diamond) are the same.

7

$$4 \times 7 = 28$$

8

$$5 \times 5 = 25$$

9

$$3 \times 4 = 12$$

10

$$6 \times 9 = 54$$

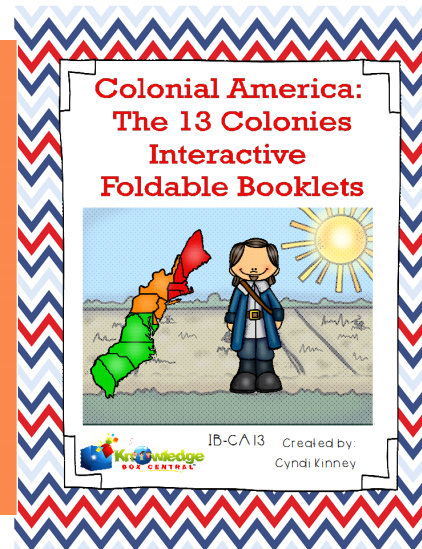
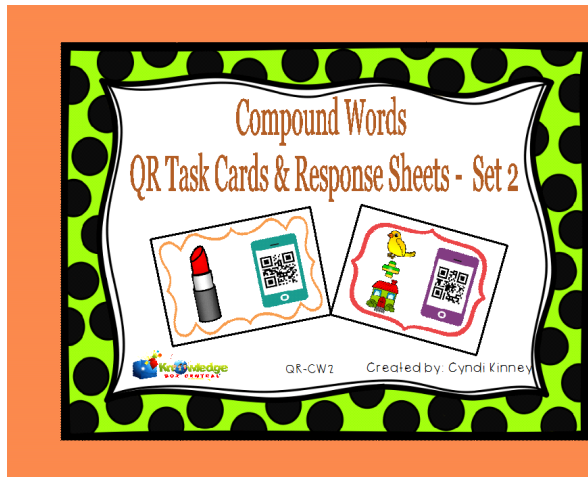
11

$$2 \times 7 = 14$$

12

$$5 \times 6 = 30$$

Check out more of our
INTERACTIVE products!



Don't Miss a Thing!

Subscribe To Our Newsletter Today

New subscribers receive a FREE eBook coupon!

www.knowledgeboxcentral.com