

# It's Winter!

Math & Literacy Center  
CCSS Aligned for Kindergarten



MLC-KIW



Created by:  
Amy Moses

It's Winter! Math and Literacy Center CCSS Aligned for Kindergarten

© 2017 Knowledge Box Central

[www.KnowledgeBoxCentral.com](http://www.KnowledgeBoxCentral.com)

Publisher: Knowledge Box Central

<http://www.knowledgeboxcentral.com>

All rights reserved. No part of this publication may be reproduced, stored in a retrieval system or transmitted in any form by any means, electronic, mechanical, photocopy, recording or otherwise, without the prior permission of the publisher, except as provided by USA copyright law.

The purchaser of the eBook is licensed to copy this information for use in a single classroom or homeschool ONLY. If you are interested in copying for a larger group, please contact the publisher.

This product is aligned with the Common Core Standards for Kindergarten. ELA and Mathematics standards included in this product can be found on page 6.

All information and graphics within this product are originals or have been used with permission from its owners, and credit has been given when appropriate. These include, but are not limited to the following: [www.edu-clips.com](http://www.edu-clips.com), [Creative Clips by Krista Wallden](#), [Sonya DeHart Graphics From The Pond](#), [The Cher Room](#), [Dorky Prints](#), [Erin Cobb I'm Lovin Lit](#), [Ashley Hughes, Chikabee](#), [Daily Art Hub](#), [Glitter Meets Glue Designs](#), [Ramona M Graphics](#), [Teaching In The Tongass](#), [The Painted Crow](#), [Zip-A-Dee-Do-Dah](#), [Dancing Crayon Designs](#) [Sticky Foot Studios](#), [Oh So Random](#), [Painted Crow](#), [Candy Class](#), [www.graphicsfactory.com](http://www.graphicsfactory.com), [Ta-Doodles Illustrations](#), [Melonheadz](#), [The Itty Bitty Teacher](#), and [Paula Kim Studio](#).



# It's Winter!

## Math & Literacy Center CCSS Aligned for Kindergarten

Thank you for downloading our *It's Winter!* Math and Literacy Center! With this packet, you'll find lots of ways to meet your Common Core Standards for Kindergarten.

### Table of Contents: Part 1/4

100 Snowballs!	7
Counting Forward	8
Mittens by 10s	9
Winter Number Words	10
Counting Candy	11
Marshmallow Match	12
More or Less?	13
Snow Shovel Math Problems	14
Teddy Bear Word Problem	15
Making 10 with Mittens	16
Snowman 10-Frames	17
Snow Cloud 10-Frames	18

## Table of Contents: Part 2/4

Chilly Addition!	19
Chilly Subtraction!	20
Polar Bear Compare!	21
Base 10 Penguins	22
Tall or Short?	23
Heavy or Light?	24
Snowman Measurements	25
Winter Graphing!	26
Color the Shapes	27
Shape Symmetry	28
Build a Snowman	29
Snowy Shapes Graph	30
Name the Shapes	31
The Gingerbread House	32
Find the Time!	33
Telling Time	34
Match the Pattern	35
Color the Pattern	36
Shopping for Toys!	37
I Know My Coins	38

## Table of Contents: Part 3/4

Snowman Part-Part-Whole	39
Let's Make S'mores!	40
I Know the Parts of a Book!	41
Winter Writing	42
Snowy Syllables	43
Winter Rhyming	44
Short & Long Vowels	45
Noun or Verb?	46
Capitol or Lowercase?	47
Gingerbread Man Sight Words	48
Find the Missing Letter	49
Winter Prepositions	50
Making a New Word	51
Who? What? Where?	52
Make it Plural!	53
Winter Sentences	54
CVC "A" Words	55
CVC "E" Words	56
CVC "I" Words	57
CVC "O" Words	58

## Table of Contents: Part 4/4

CVC "U" Words	59
"A" Word Families	60
"E" Word Families	61
"I" Word Families	62
"O" Word Families	63
"U" Word Families	64

### Common Core Standards (Kindergarten):

#### Mathematics Standards

[K.CC.A.1](#), [K.CC.A.2](#), [K.CC.A.3](#), [K.CC.B.4](#), [K.CC.B.5](#),  
[K.CC.C.6](#), [K.CC.C.7](#), [K.OA.1](#), [K.OA.2](#), [K.OA.3](#), [K.OA.4](#),  
[K.OA.5](#), [K.NBT.1](#), [K.MD.1](#), [K.MD.2](#), [K.MD.3](#), [K.G.A.1](#),  
[K.G.A.2](#), [K.G.A.3](#), [K.G.A.5](#), [K.G.A.6](#)

#### English Language Arts/Literacy Standards

[RF.K.1.A](#), [RF.K.1.B](#), [RF.K.1.C](#), [RF.K.1.D](#), [RF.K.2.A](#),  
[RF.K.2.B](#), [RF.K.2.C](#), [RF.K.2.E](#), [RF.K.3.A](#), [RF.K.3.B](#),  
[RF.K.3.C](#), [RF.K.3.D](#), [RF.K.4](#), [RL.K.6](#), [W.K.1](#), [W.K.2](#),  
[W.K.3](#), [SL.K.5](#), [SL.K.6](#), [L.K.1.A](#), [L.K.1.B](#), [L.K.1.C](#),  
[L.K.1.D](#), [L.K.1.E](#), [L.K.2.A](#), [L.K.2.B](#), [L.K.2.D](#), [L.K.4](#),  
[L.K.5](#), [L.K.6](#)

Name: \_\_\_\_\_

# 100 Snowballs!

Directions: Fill in the missing numbers from 1-100.








	2						8		
			14					19	
		23							30
				35			38		
41					46				
	52								60
			64			67			
		73		75					
81									90
						97		99	






Name: \_\_\_\_\_

# Mittens by 10s

Directions: Skip count by 10s to 100.





50	100	90	70	20
30	80	10	40	60









Name: \_\_\_\_\_

# Counting Candy



Directions: Count the candy in each jar. Now choose the number word that matches. Cut and glue the number word beside the matching candy jar. Trace each number word.



two

four

one

zero

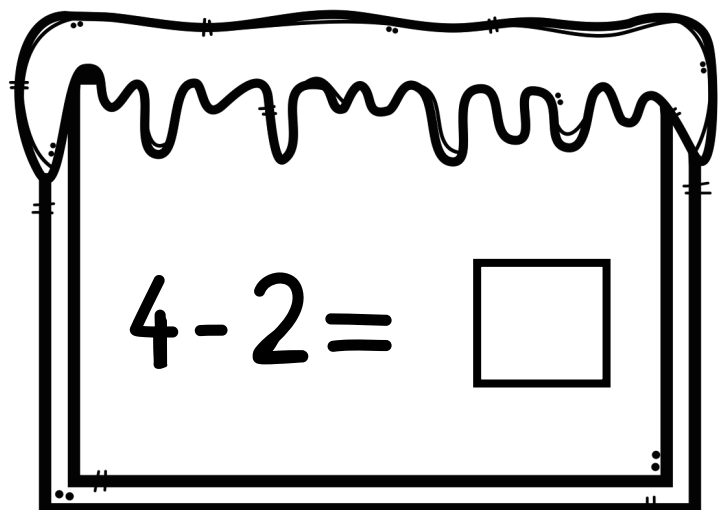
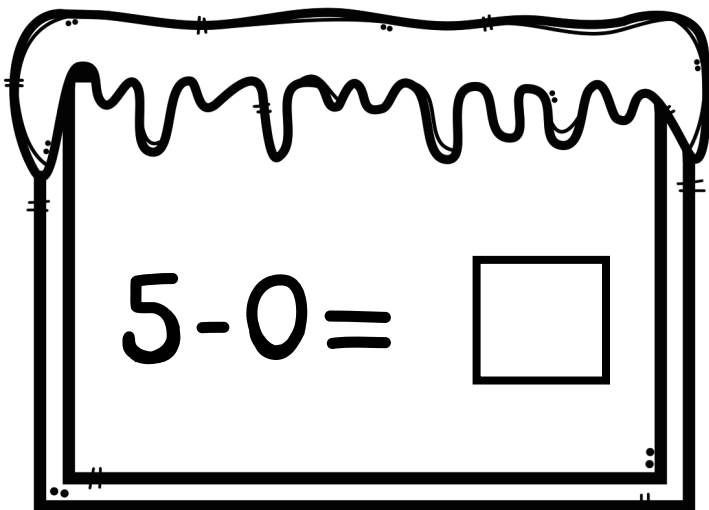
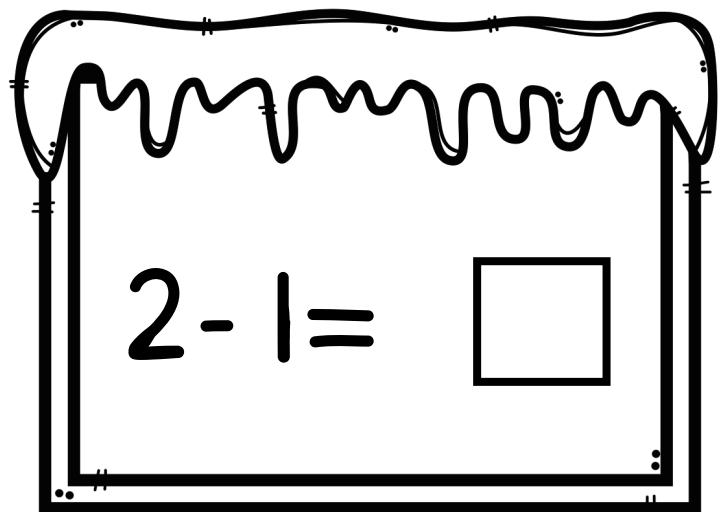
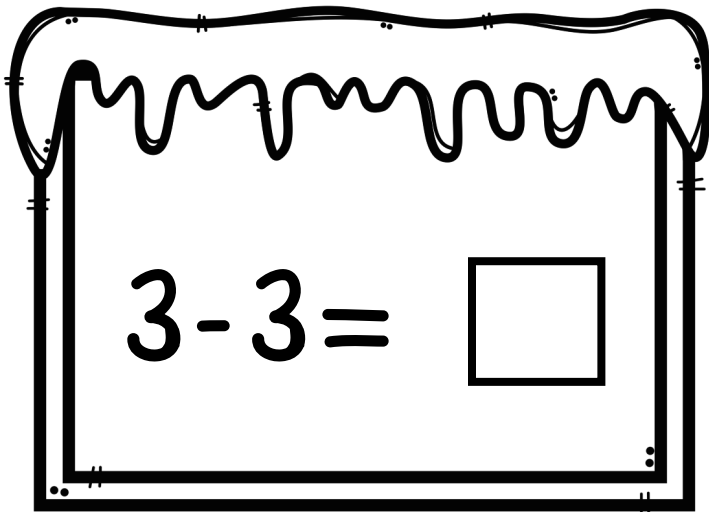
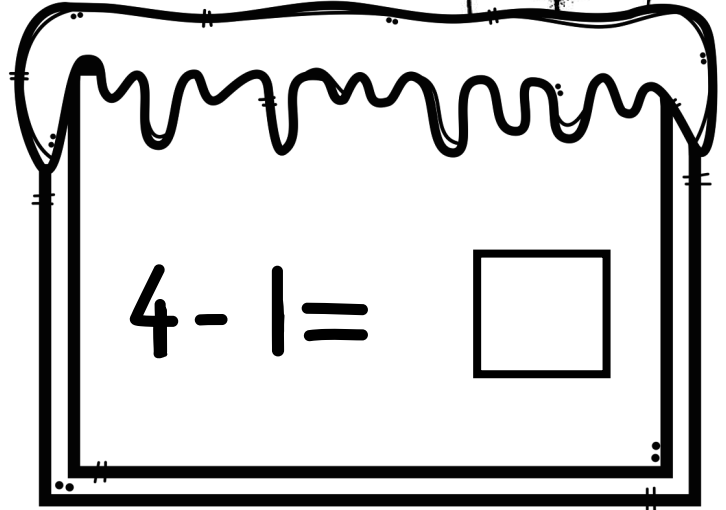
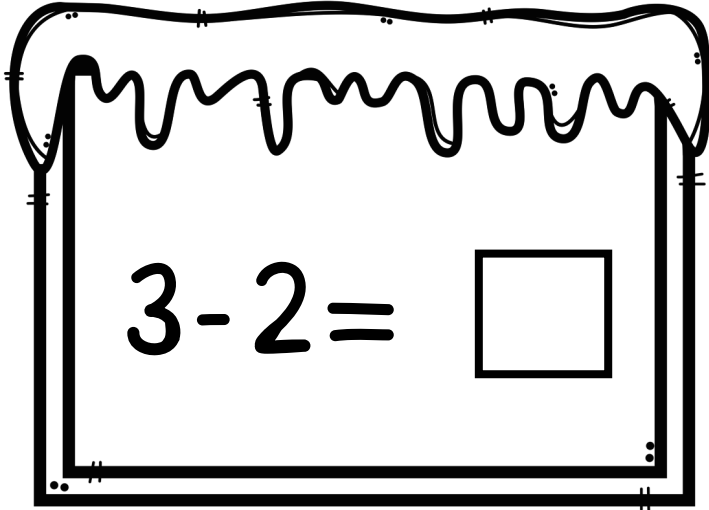
three

five

Name: \_\_\_\_\_


# Chilly Subtraction!

Directions: Solve the subtraction problem.



Name: \_\_\_\_\_










# Polar Bear Compare!



Directions: Compare the numbers from left to right.

Write > (greater than), < (less than), or = (equal to) on the polar bear's tummy.

## Example

 5      3	 6      6	 3      7
 2      5	 4      2	 3      3
 4      4	 7      2	 8      1

Name: \_\_\_\_\_

# Short & Long Vowels



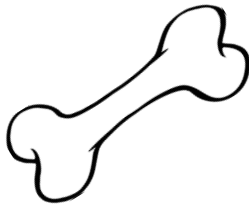
Directions: Look at the picture and the word. Draw a circle around the short vowel words. Draw a square around the long vowel words.



hat



tree



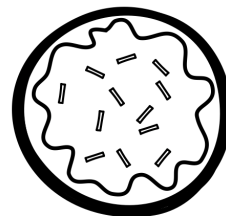
bone



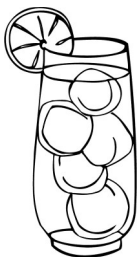
mug



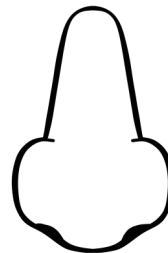
bed



bake



ice



nose




log



sit

Name: \_\_\_\_\_



# Find the Missing Letter

Directions: Look at the picture and sound out the word.  
Now fill in the missing sound from the beginning, middle, or ending.



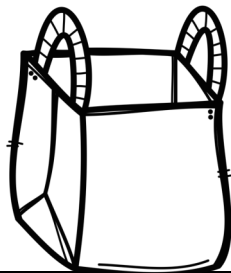
	a	t
--	---	---




h		t
---	--	---



m	u	
---	---	--




b		g
---	--	---



	e	d
--	---	---



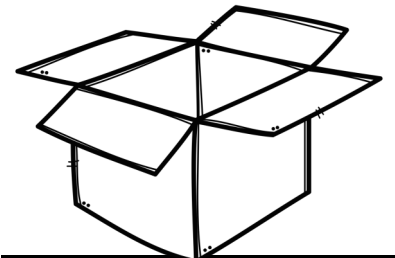
d		g
---	--	---



h	o	
---	---	--



s		d
---	--	---



	o	x
--	---	---

Name: \_\_\_\_\_

# Making a New Word

Directions: Look at the word, and sound it out. Now look at the picture. You will need to change the first letter to match the picture, and then write the word.



bug



\_\_\_\_\_

---mug---

\_\_\_\_\_

cat

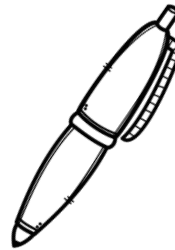


\_\_\_\_\_

-----

\_\_\_\_\_

hen



\_\_\_\_\_

-----

\_\_\_\_\_

log



\_\_\_\_\_

-----

\_\_\_\_\_

fox



\_\_\_\_\_

-----

\_\_\_\_\_

Name: \_\_\_\_\_

# Make it Plural!

Directions: Read the words below.  
Cut and glue them under the "s" or the "es."



-s

-es



match

bus

hat

log

class

mug

cat

bird

glass

Name: \_\_\_\_\_

# CVC "U" Words

Directions: Read and trace each word.  
Cut and glue the matching picture in the box.



sun	hug	cut	tub
hut	bug	rug	cup



A simple line drawing of a bathtub with four legs and a faucet.	A small, round hut with a conical thatched roof and a single door.	A stylized sun with a circular center and radiating lines.	A rectangular rug with horizontal stripes and a fringed edge.
A simple line drawing of a cup with a handle.	A pair of scissors is shown cutting a piece of paper, with small squares representing cutouts.	A cartoonish bug with a spotted back, antennae, and legs.	Two children, a girl and a boy, are standing together. The girl is wearing a dress and the boy is wearing overalls.






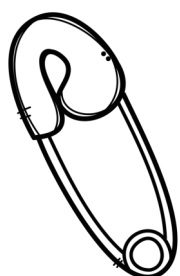
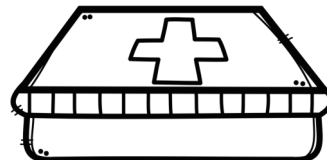



Name: \_\_\_\_\_




# "I" Word Families

Directions: Read each word family and look at the pictures.  
Trace each word and color each picture.

-id		kid		lid
-ig		pig		wig
-in		bin		pin
-it		kit		sit

Check out some of our other  
**INTERACTIVE** products!



Don't Miss a Thing!

Subscribe To Our Newsletter Today

New subscribers receive a FREE eBook coupon!

[www.knowledgeboxcentral.com](http://www.knowledgeboxcentral.com)