

It's Spring!

Math & Literacy Center
CCSS Aligned for Kindergarten



MLC-KISP



Created by:
Amy Moses

It's Spring! Math and Literacy Center CCSS Aligned for Kindergarten

© 2017 Knowledge Box Central

www.KnowledgeBoxCentral.com

Publisher: Knowledge Box Central

<http://www.knowledgeboxcentral.com>

All rights reserved. No part of this publication may be reproduced, stored in a retrieval system or transmitted in any form by any means, electronic, mechanical, photocopy, recording or otherwise, without the prior permission of the publisher, except as provided by USA copyright law.

The purchaser of the eBook is licensed to copy this information for use in a single classroom or homeschool ONLY. If you are interested in copying for a larger group, please contact the publisher.

This product is aligned with the Common Core Standards for Kindergarten. ELA and Mathematics standards included in this product can be found on page 6.

All information and graphics within this product are originals or have been used with permission from its owners, and credit has been given when appropriate. These include, but are not limited to the following: www.edu-clips.com, [Creative Clips by Krista Wallden](#), [Sonya DeHart](#), [Graphics From The Pond](#), [The Cher Room](#), [Dorky Prints](#), [Erin Cobb I'm Lovin Lit](#), [Ashley Hughes](#), [Chikabee](#), [Daily Art Hub](#), [Glitter Meets Glue Designs](#), [Ramona M Graphics](#), [Teaching In The Tongass](#), [The Painted Crow](#), [Zip-A-Dee-Do-Dah](#), [Dancing Crayon Designs](#), [Sticky Foot Studios](#), [Oh So Random](#), [Painted Crow](#), [Candy Class](#), [Whimsy Clips](#), [Pink Cat Studio](#), [Alina V Design](#), www.graphicsfactory.com, [Ta-Doodles Illustrations](#), [Melonheadz](#), [The Itty Bitty Teacher](#), [My Happy Place](#), and [Paula Kim Studio](#).



It's Spring!

Math & Literacy Center CCSS Aligned for Kindergarten

Thank you for downloading our *It's Spring!* Math and Literacy Center! With this packet, you'll find lots of ways to meet your Common Core Standards for Kindergarten.

Table of Contents: Part 1/4

100 Raindrops!	7
Unscramble the Chicks	8
Skip Count to 100	9
Spring Time Number Words	10
Bees on a Hive	11
Count the Ladybugs	12
More or Less?	13
How Many Raindrops?	14
Subtract the Bees	15
Solve the Word Problem	16
Making 10 with Mushrooms	17
10-Frame Flowers	18

Table of Contents: Part 2/4

10-Frames Up to 20	19
Compare the Numbers	20
Base 10 Butterflies	21
Springtime Measurements	22
Heavy or Light?	23
Springtime Measurements	24
Spring Graphing	25
What's my Shape?	26
Make a New Shape!	27
Matching Shapes	28
Spring Symmetry	29
Color by Numbers!	30
I Can Tell Time!	31
What's the Time?	32
Finish the Pattern	33
So Many Patterns!	34
Sort the Coins	35
Counting Change	36
Rainy Day Part-Part-Whole	37
Let's Grow a Flower!	38

Table of Contents: Part 3/4

Parts of a Book	39
Spring Story Time!	40
Syllables of Spring	41
I Can Rhyme!	42
Buzzing Vowels	43
Noun or Verb?	44
Capital or Lowercase?	45
Singular or Plural?	46
I Know my Sight Words!	47
Missing Letters	48
Spring Prepositions	49
Making a New Word	50
Who? What? Where?	51
Fix the Sentences	52
What's the Blend?	53
CVC "A" Words	54
CVC "E" Words	55
CVC "I" Words	56
CVC "O" Words	57
CVC "U" Words	58

Table of Contents: Part 4/4

A Word Families	59
E Word Families	60
I Word Families	61
O Word Families	62
U Word Families	63

Common Core Standards (Kindergarten):

Mathematics Standards

[K.CC.A.1](#), [K.CC.A.2](#), [K.CC.A.3](#), [K.CC.B.4](#), [K.CC.B.5](#),
[K.CC.C.6](#), [K.CC.C.7](#), [K.OA.1](#), [K.OA.2](#), [K.OA.3](#), [K.OA.4](#),
[K.OA.5](#), [K.NBT.1](#), [K.MD.1](#), [K.MD.2](#), [K.MD.3](#), [K.G.A.1](#),
[K.G.A.2](#), [K.G.A.3](#), [K.G.A.5](#), [K.G.A.6](#)








English Language Arts/Literacy Standards

[R.F.K.1.A](#), [R.F.K.1.B](#), [R.F.K.1.C](#), [R.F.K.1.D](#), [R.F.K.2.A](#),
[R.F.K.2.B](#), [R.F.K.2.C](#), [R.F.K.2.E](#), [R.F.K.3.A](#), [R.F.K.3.B](#),
[R.F.K.3.C](#), [R.F.K.3.D](#), [R.F.K.4](#), [R.L.K.6](#), [W.K.1](#), [W.K.2](#), [W.K.3](#),
[S.L.K.5](#), [S.L.K.6](#), [L.K.1.A](#), [L.K.1.B](#), [L.K.1.C](#), [L.K.1.D](#), [L.K.1.E](#),
[L.K.2.A](#), [L.K.2.B](#), [L.K.2.D](#), [L.K.4](#), [L.K.5](#), [L.K.6](#)

Name: _____

Skip Count to 100

Directions: Cut out the numbers below and glue them to each box.
Put them in order from 10 to 100.



50

100

90

70

20

30

80

10


40

60


Name: _____

Spring Time Number Words


Directions: Trace each number and number word, then color in the flower.




1
one




2
two




3
three




4
four




5
five




6
six




7
seven



8
eight



9
nine





10
ten


Name: _____

Subtract the Bees


Directions: Cross out the bees to find the answer.




$$3 - 2 = \square$$




$$5 - 2 = \square$$




$$5 - 3 = \square$$



$$4 - 1 = \square$$



$$2 - 1 = \square$$





$$4 - 2 = \square$$


Name: _____


10-Frames Up to 20


Directions: Color in the ten frames to match each number on the mushroom.





















Name: _____


Springtime Measurements

Directions: Look at each picture and read the question.
Draw a circle around the answer, and then color in the picture.


Which one is TALLER?




Which one is SHORTER?



Which one is LONGER?




Which one is WIDER?




Name: _____

I Can Tell Time!


Directions: Look at each time. Now draw the short and long hand on the clock to show the right time.




2:00




10:00




5:00




6:00




12:00



11:00



1:00





8:00


Name: _____


Syllables of Spring


Directions: Read each word and circle the number of syllables. Color in the pictures.


	1
	2
	3
flower	


	1
	2
	3
bee	


	1
	2
	3
butterfly	

	1
	2
	3
sunshine	

	1
	2
	3
rain	

	1
	2
	3
bug	


	1
	2
	3
mushroom	

	1
	2
	3
grasshopper	


Name: _____

Buzzing Vowels


Directions: Read the word under each bee.
Color the long vowel bees BLUE and the short vowel bees GREEN.




long vowel = BLUE
short vowel = GREEN




pan




baby




run




bee




pie




leg



pig



home












dog

Name: _____

I Know my Sight Words!

Directions: Read the sight word on each tree. Use the legend below to color in each tree.

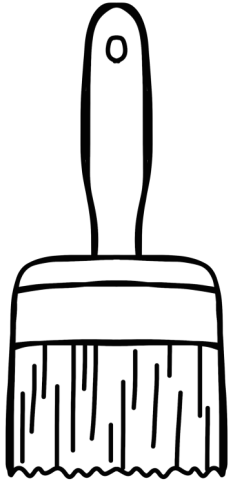
ran = blue did = green was = yellow saw = orange



Name: _____


What's the Blend?

Directions: Look at each picture and sound out the word.
Circle the correct blend sound and color in the picture.




sn

br



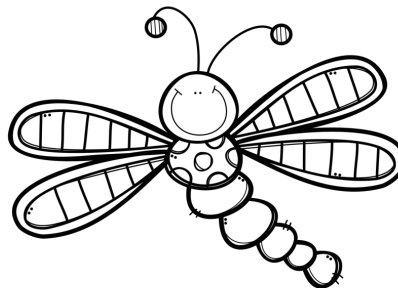
st

ft




ch

pr



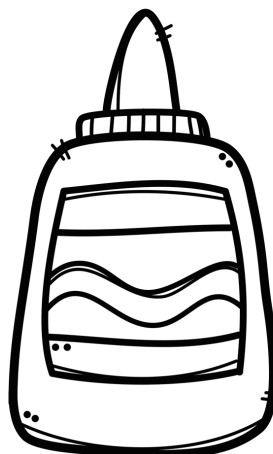
cl

dr



sp

cl




gl

tr

Name: _____

CVC "E" Words

Directions: Look at each picture and trace the word.




wed




wet



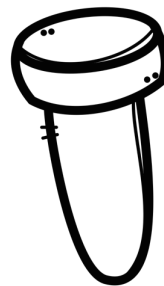
gem




hen




net



peg



leg



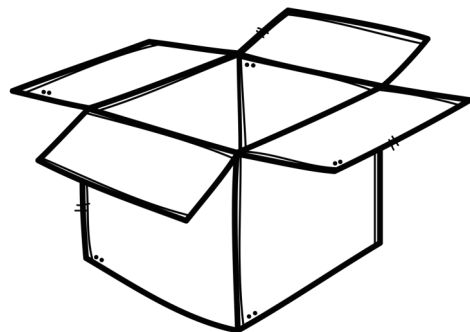

jet

Name: _____


“O” Word Families

Directions: Look at the pictures on each row and color in the one that matches the word family.


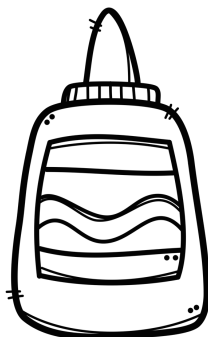
-ob





-og



-op



-ot



Check out some of our other
INTERACTIVE products!



**Number
Words**



**Color
Words
Booklet**



**Shape
Words
Booklet**



By Candie Donner

By Candie Donner

Don't Miss a Thing!

Subscribe To Our Newsletter Today

New subscribers receive a FREE eBook coupon!

www.knowledgeboxcentral.com