

# Maryland State History Lapbook



Designed for K-8<sup>th</sup> grades, but could be adjusted for older grade levels, if needed

Written & designed by  
Cyndi Kinney & Judy Trout  
of Knowledge Box Central



Maryland State History Lapbook  
Copyright © 2012 Knowledge Box Central  
[www.KnowledgeBoxCentral.com](http://www.KnowledgeBoxCentral.com)



ISBN #

Ebook: 978-1-61625-866-5  
CD: 978-1-61625-864-1  
Printed: 978-1-61625-865-8  
Assembled: 978-1-61625-867-2

Publisher: Knowledge Box Central  
<http://www.knowledgeboxcentral.com>

All rights reserved. No part of this publication may be reproduced, stored in a retrieval system or transmitted in any form by any means, electronic, mechanical, photocopy, recording or otherwise, without the prior permission of the publisher, except as provided by USA copyright law.

The purchaser of the eBook or CD is licensed to copy this information for use with the immediate family members only. If you are interested in copying for a larger group, please contact the publisher.

Printed format is not to be copied and is consumable. It is designed for one student only.

All information and graphics within this product are originals or have been used with permission from its owners, and credit has been given when appropriate. These include, but are not limited to the following: [www.iclipart.com](http://www.iclipart.com) and Art Explosion Clipart.



# Maryland State History Lapbook

Thanks for purchasing this product. Please check out our Lapbooks for other states as well. The Lapbooks are designed for K-8th grades but could be adjusted for use with older students.

Please also check out our Lapbook Journals for each state. The Lapbook Journals are designed for 6<sup>th</sup>-12th grades, but again could be adjusted for other age groups..

We are designing these products, Lapbook Journals and Lapbooks, so that they follow the same Study Guide. This will allow for a family to study State History TOGETHER, with each age group using the product (Lapbook Journal or Lapbook) that best suits that group. The parent may teach from ONE Study Guide and allow each student to document what he is learning in his own way.

**It would be helpful to have pamphlets and brochures from the state that you are studying. You may get these at no charge from your Chamber of Commerce, travel agencies, and several other places. Your student may read the information, use some of the picture for cutting and pasting, or even use some of them to decorate the front of the lapbook.**

## How do I get started?

First, you will want to gather your supplies. Depending on which format you purchased from us, you will need different supplies. So, take what applies, and skip over the rest.


### \*\*\* Printing:

\*Print instructions and study guide on white copy paper.




\*Print the booklet templates on 24# colored paper or 110# cardstock.

For some booklets, we have suggested specific colors or cardstock. You may choose to use those suggested colors, or you may choose to print on any color that you like.



### \*\*\* Assembly:



\***Folders:** We use colored file folders, which can be found at Walmart, Sam's, Office Depot, Costco, etc. You will need between 2 and 4 file folders, depending on which product you have purchased. You may use manilla folders if you prefer, but we have found that children respond better with the brightly colored folders. Don't worry about the tabs...they aren't important. If you prefer, you can purchase the assembled lapbook bases from our website.



\***Glue:** For the folder assembly, we use hot glue. For booklet assembly, we use glue sticks and sometimes hot glue, depending on the specific booklet. We have found that bottle glue stays wet for too long, so it's not a great choice for lapbooking.



\***Other Supplies:** Of course, you will need scissors. Many booklets require additional supplies. Some of these include metal brad fasteners, paper clips, ribbon, yarn, staples, hole puncher, etc. You may want to add decorations of your own, including stickers, buttons, coloring pages, cut-out clipart, etc. The most important thing is to use your imagination! Make it your own!!



## **Ok. I've gathered the supplies. Now how do I use this product?**

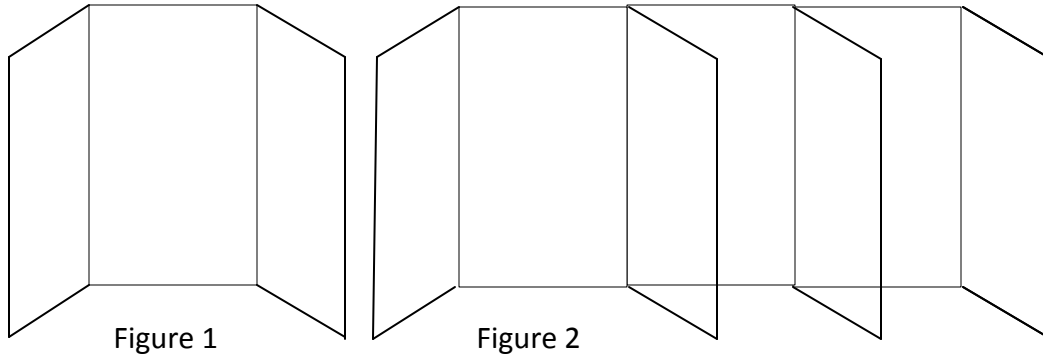
Inside, you will find several sections. They are as follows:

- 1. Lapbook Base Assembly & Layout Guide:** This section gives instructions and diagrams and will tell the student exactly how to assemble the lapbook base and where to glue each booklet into the base. Depending on the student's age, he or she may need assistance with this process, especially if you choose to allow the student to use hot glue.
- 2. Student Instruction Guide:** This section is written directly to the student, in language that he or she can understand. However, depending on the age of the child, there may be some parent/teacher assistance needed. This section will also tell the student exactly what should be written inside each booklet as he or she comes to it during the study, as well as telling the student which folder each booklet will be glued into.
- 4. Booklet Templates:** This section includes ALL of the templates for the booklets.
- 5. Study Guide:** This section is a great resource for the parent/teacher. It includes an overview of this state's history. At the end of the Study Guide, there are several links that you may use for additional study.

# Maryland State History Lapbook

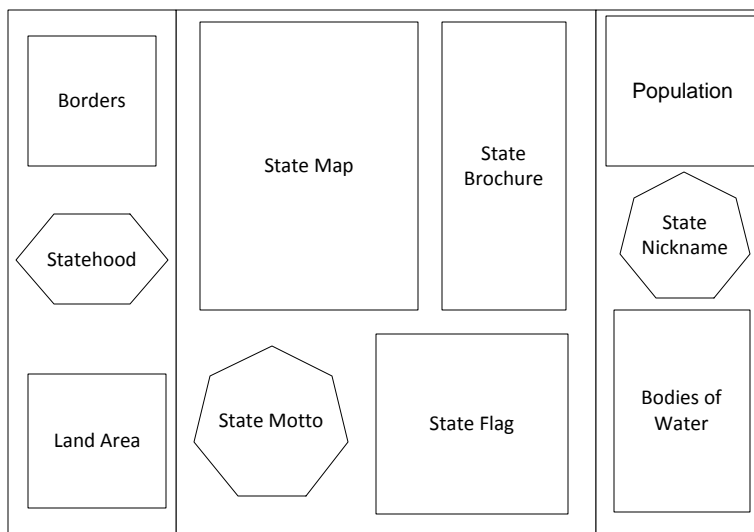
## Base Assembly & Layout Guide

You will need 3 folders of any color. Take each one and fold both sides toward the original middle fold and make firm creases on these folds (Figure 1). Then glue (and staple if needed) the backs of the small flaps together (Figure 2).

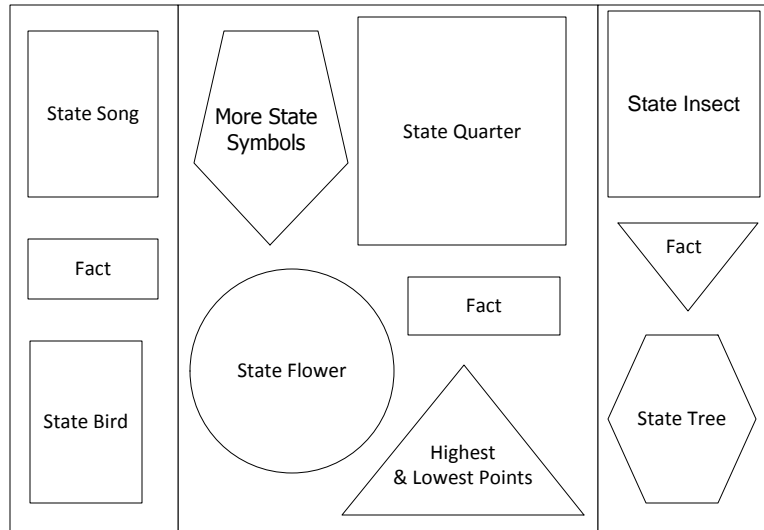


This is the "Layout" for your lapbook. The shapes are not exact on the layout, but you will get the idea of where each booklet should go inside your lapbook.

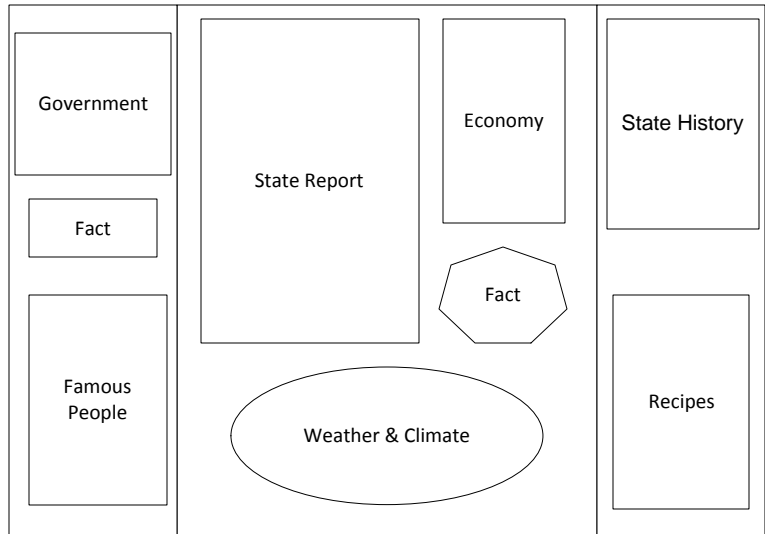
Inside of 1<sup>st</sup> Folder:




Inside of 2<sup>nd</sup> Folder:



Inside of 3<sup>rd</sup> Folder:

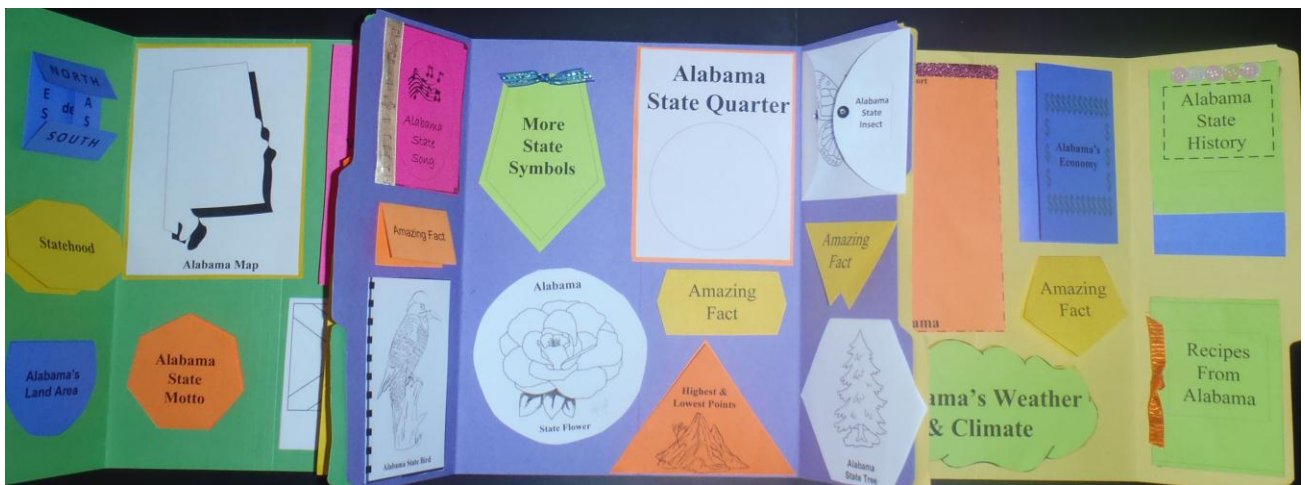


Back of 3<sup>rd</sup> Folder:




Below you will find pictures of a completed lapbook. This should help in figuring out how to assemble the booklets and then how to put it all together!

Also, there is a page of close-up pictures of some of the booklets that may be a little more confusing to assemble. These pictures should help.



### Folder #1

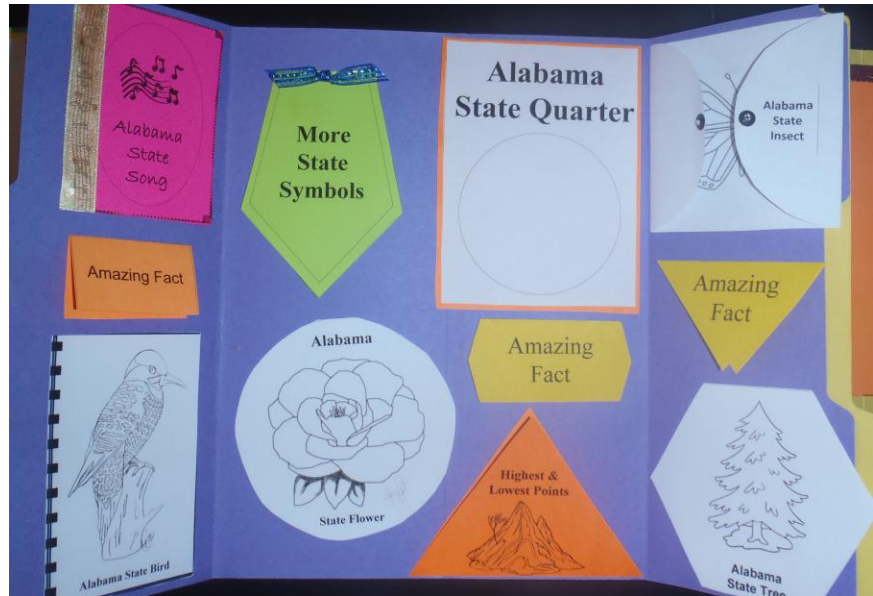
**Example is Alabama, but YOUR state will be laid out in the SAME way.**



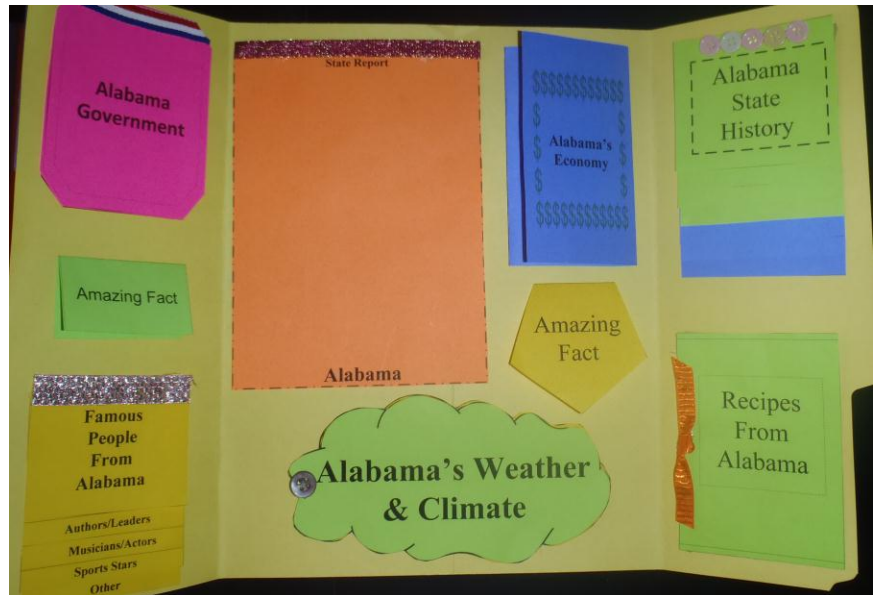


## Folder #2


**Example is  
Alabama, but  
YOUR state will be  
laid out in the  
SAME way.**



## Folder #3



## Back of Folder #3



# Maryland State History Lapbook

## Student Instruction Guide

**These booklets may be taught/completed in any order.  
We are presenting them here in the general order in  
which they appear in the Lapbook.**

### Booklet #1

**\*Booklet Title:** State Map

**\*Student Instructions:** On the state map provided, mark and label the capital, other cities, lakes, rivers, and any landmarks that you feel are important.

**\*Completed booklet will be glued into Folder #1** (See Layout)

**\*\*Assembly Instructions:** Cut out along the outer black line edges of this one-page book. Glue to another piece of paper of a different color, Cut around the edges again, creating a small border.

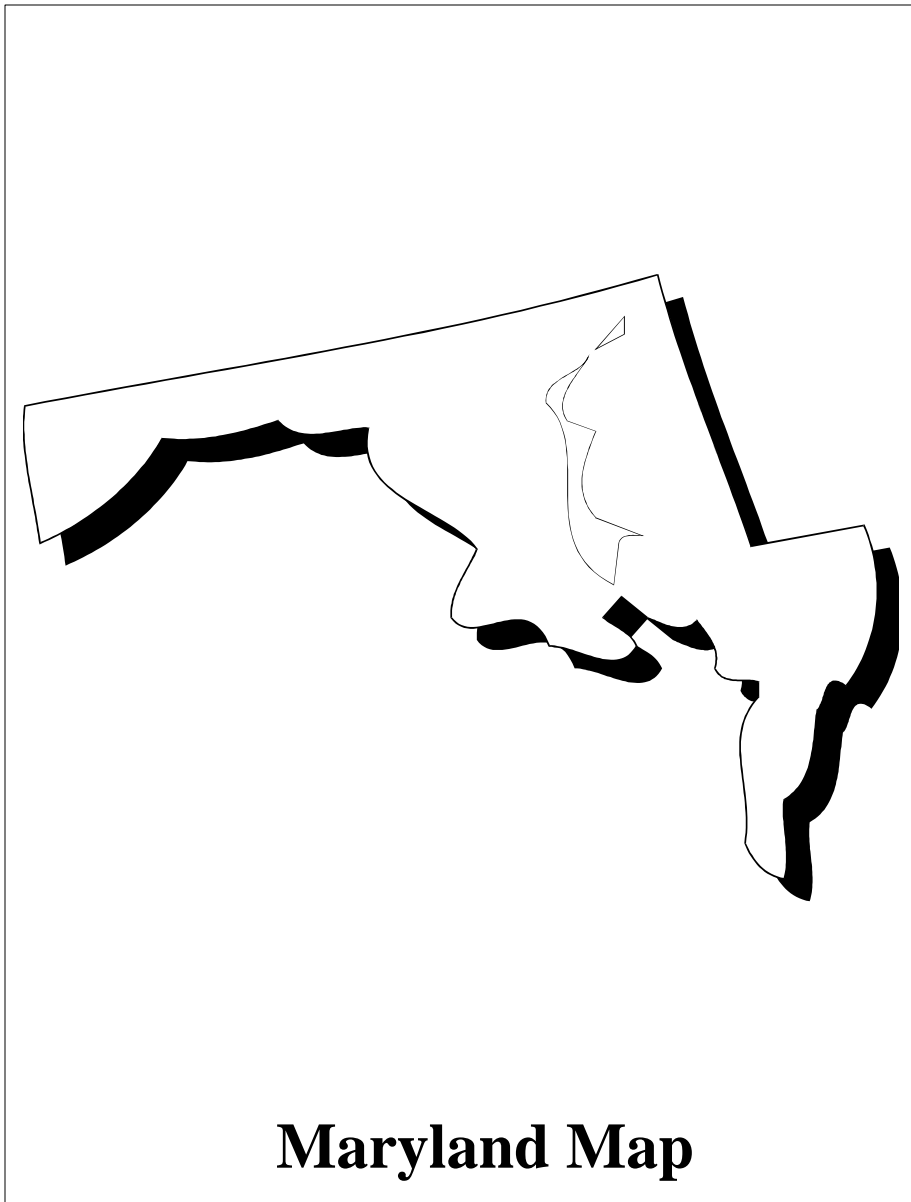
### Booklet #2

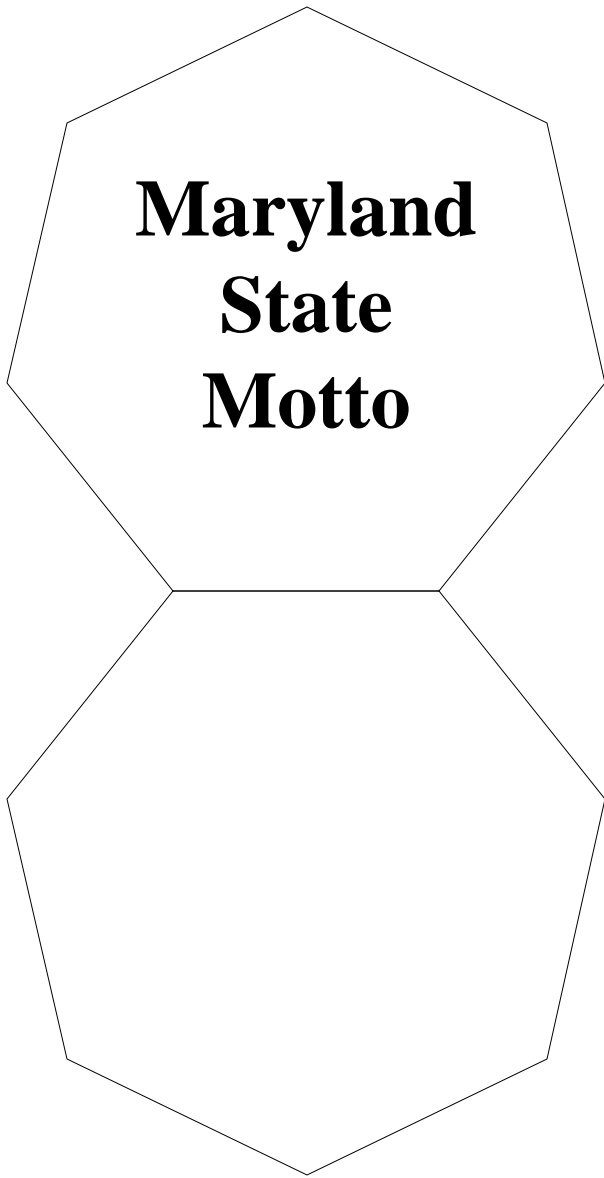
**\*Booklet Title:** Borders

**\*Student Instructions:** In this booklet, you will write down what is found on the borders of the state that you are studying. It may be another state, several states, or it may be a body of water. Write the names on the inside of each direction's "flap."

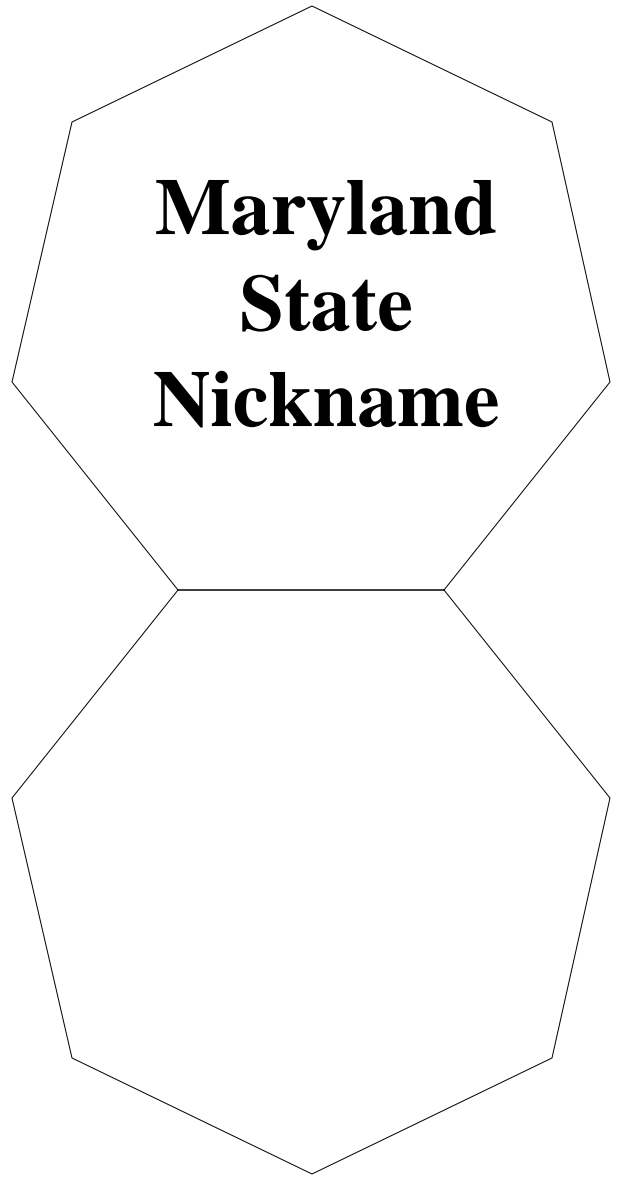
**\*Completed booklet will be glued into Folder #1** (See Layout)

**\*\*Assembly Instructions:** Cut out the booklet along the outer black line edges of the booklet and the title label. Fold each side in along the lines so that the words are on the outside. Glue the label that says "Borders" inside, in the center.

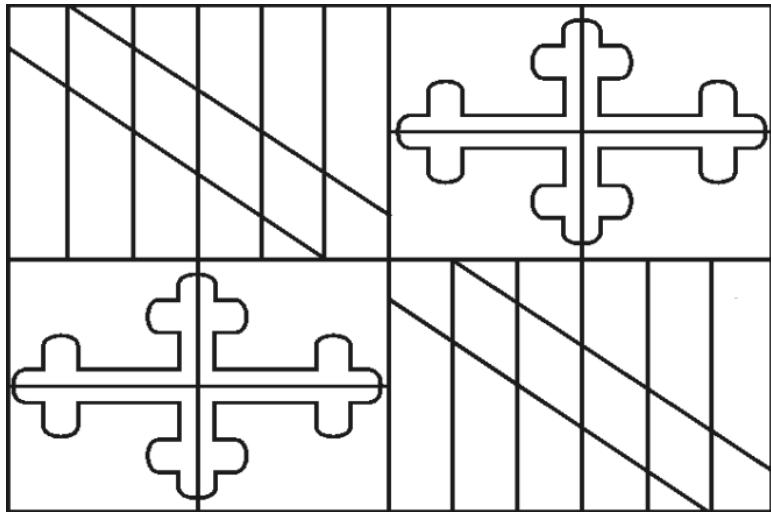







**Booklet # 6**

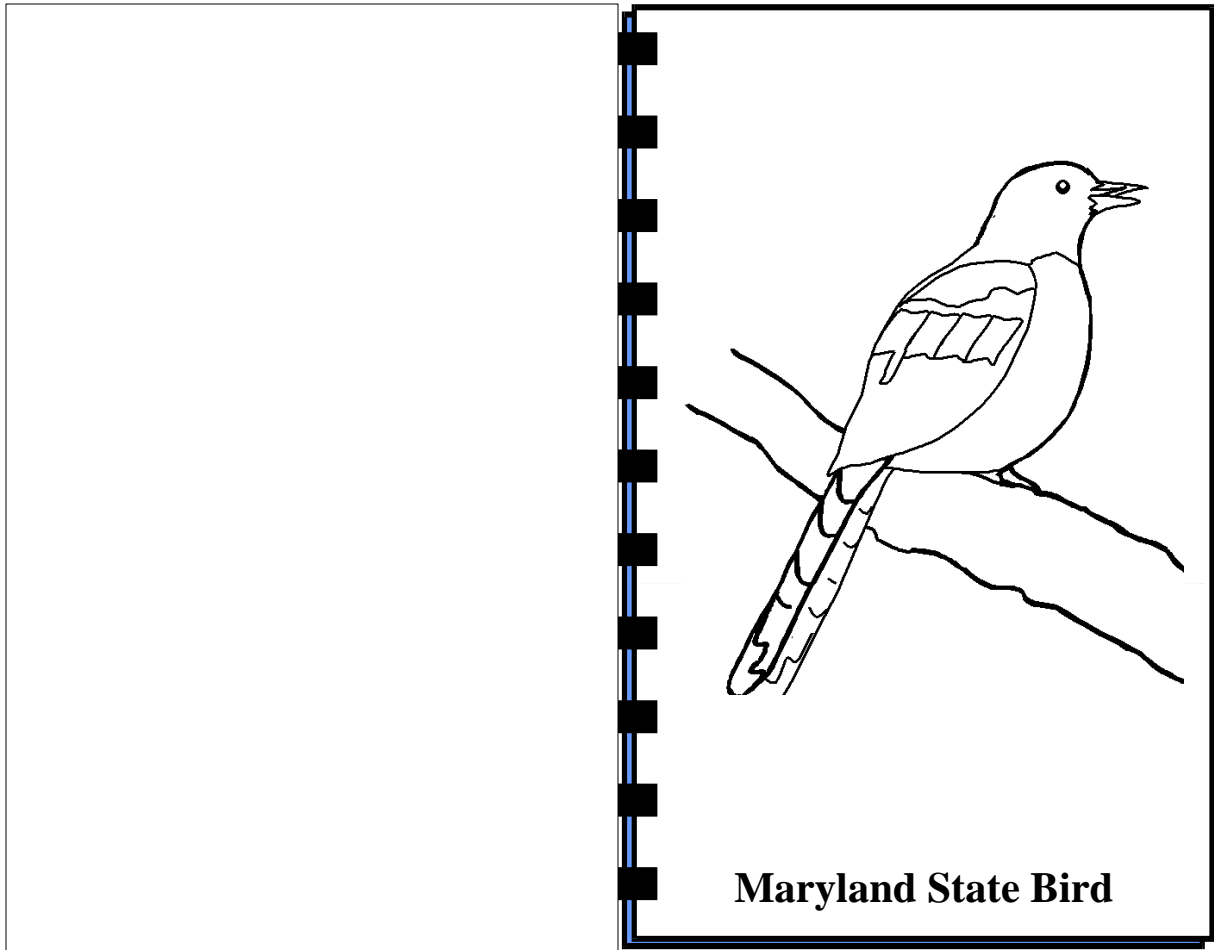



**Booklet # 7**




**Maryland  
State Flag**







**Maryland**



**State Flower**



# Maryland State History Lapbook Journal Study Guide



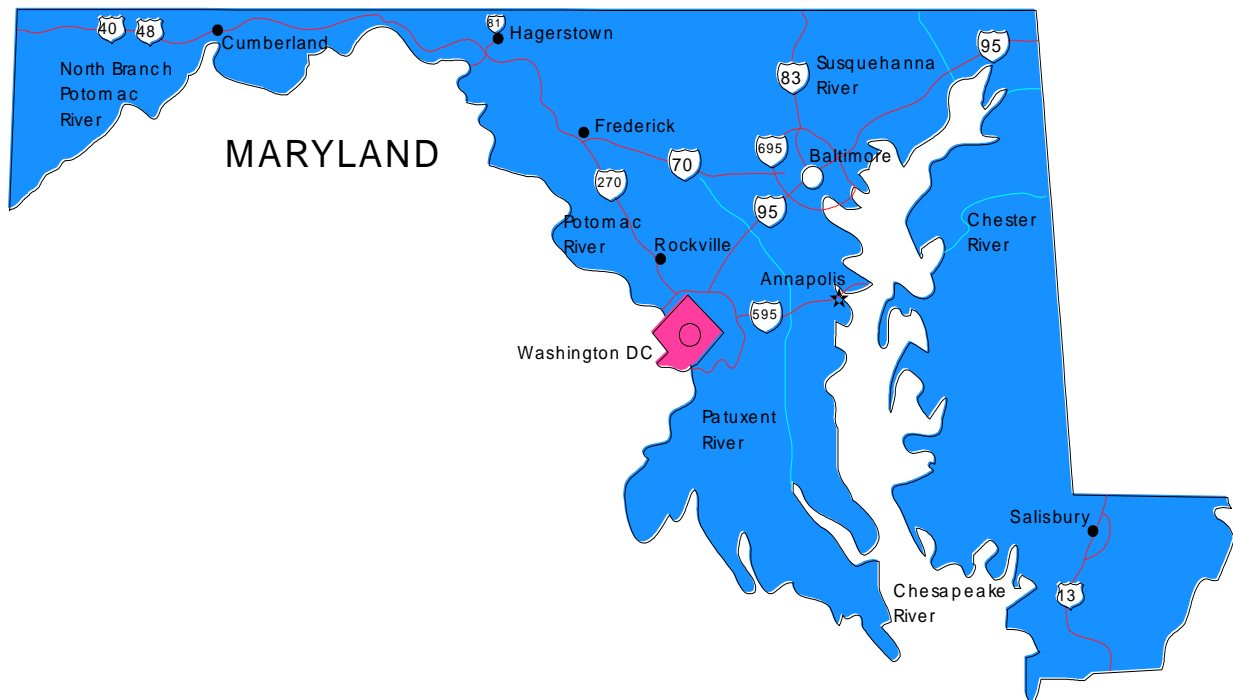
The Great Seal of Maryland

One of the world's great estuaries, Chesapeake Bay, divides Maryland into two parts. The bay is navigable, and offers a rich habitat for abundant populations of fish and wildlife. The bay and its harbors provide the right environment for migratory waterfowl, and for harvesting crabs, oysters, and clams.

During the War of 1812, Fort McHenry, sentinel of Baltimore's harbor, was bombarded with advanced weapons, including rockets, and on September 13, 1814. Francis Scott Key was so inspired as he watched the attack, that he wrote the "Star-Spangled Banner" in praise of the successful defense of the fort.

The charter that Lord Baltimore received from King Charles I of England specified a name for the new colony. It was to be called Maryland to honor King Charles' wife Queen Henrietta Maria (Queen Mary).

People who live in or who come from Maryland are called Marylanders.



Map of Maryland – Capital, Major Cities and Rivers

## STATEHOOD

On April 28, 1778, Maryland became the 7th state to be admitted into the Union.

## STATE CONSTITUTION

Maryland has had four constitutions. The first constitution was adopted in 1776 by the Ninth Provincial Convention at Annapolis during the Revolutionary War. Maryland voters adopted the second constitution in June 1851. The third constitution was adopted by the voters in October 1864 during the Civil War. In September 1876, voters adopted the fourth constitution, the constitution under which the Government of Maryland now functions.

**PREAMBLE:** *We, the People of the State of Maryland, grateful to Almighty God for our civil and religious liberty, and taking into our serious consideration the best means of establishing a good Constitution in this State for the sure foundation and more permanent security thereof, declare:*

## STATE GOVERNMENT

The three branches of State government - executive, legislative, and judicial - act to preserve, protect, and extend the privileges and obligations provided to the citizens of Maryland by the State Constitution. All three represent the interests of the citizens of the State in their relations with other states and the federal government, and each works closely with and supplements the services of county and municipal administrations. Checks and balances provided by the Maryland Constitution ensure a certain beneficial degree of tension and proprietorship among the three branches of State government, and each carefully guards its prerogatives. The fundamental goal of State government as a whole, however, is to serve the public interest. Through periodic elections, referenda, and amendments to the Constitution, citizens ultimately determine the policies, functions, and extent of the government of the State of Maryland.

## EXECUTIVE BRANCH

The Executive Branch implements and enforces Maryland's laws and provides executive direction to government. It consists of various officers and agencies authorized by the Maryland Constitution and State laws.

Maryland's chief executive officer is the Governor, elected by the voters to a four-year term each even-numbered year that is not a presidential election year. The Governor is responsible for ensuring that Maryland's laws are executed effectively; that appointments required by the Constitution or by law are made; and that a budget is presented annually to the legislature. As commander in chief of the military, the Governor sees that the armed forces of the State are able to meet any emergency. The Governor appoints judges to the State judiciary and may veto legislation passed by the Legislature.

The Governor is assisted by the Lieutenant Governor, who is elected on a joint ballot with the gubernatorial candidate. Duties of the Lieutenant Governor are limited to those assigned by the

Governor. The Governor and Lieutenant Governor each must be at least thirty years old and a resident and voter of Maryland for the five years immediately preceding election. Other statewide executive officers also are provided for in the Constitution. The Comptroller of Maryland superintends the fiscal affairs of the State. The State Treasurer accounts for all deposits and disbursements to or from the State treasury. The Secretary of State attests to the Governor's signature on all public documents and oversees all executive orders, commissions, and appointments. The Attorney General serves as legal counsel to the Governor, the Legislature, and all State departments, boards, and most commissions. Voters elect the Comptroller and Attorney General. The State Treasurer is selected by joint ballot of both houses of the General Assembly, and the Secretary of State is appointed by the Governor. Each of these executive officers serves a four-year term.

## LEGISLATIVE BRANCH

The Legislative Branch consists of the Maryland General Assembly and its supporting agencies. The General Assembly is the Maryland legislature. Sometimes, the General Assembly is considered the "popular" branch of government, because its members more directly represent the electorate than do officials of either the executive or judiciary. Legislators are elected to both houses of the General Assembly from legislative election districts redrawn every ten years after the federal census to ensure equal representation, based on the concept of "one person, one vote." Geographical size of the districts varies according to population density.

The General Assembly passes all laws necessary for the welfare of the State's citizens and certain laws dealing with the counties and special taxing districts. It also determines how State funds are to be allocated; and adopts amendments to the State Constitution, subject to ratification by the voters. Bills may be introduced in either house. When passed by both houses and signed by the Governor, bills become law. Current laws are compiled in the *Annotated Code of Maryland*.

Like all states with exception of Nebraska, Maryland has a bicameral legislature. The lower house is the House of Delegates and the upper house is the Senate. Representatives to both houses are elected in each gubernatorial election year for four-year terms. Candidates for the House of Delegates must be at least twenty-one years of age and those for the Senate at least twenty-five. The House of Delegates consists of 141 members, while the Senate has 47 members. Both houses convene annually on the second Wednesday in January for a 90-day session. Sessions may be extended by resolution of both houses, and special sessions may be called by the Governor. The Governor also may be petitioned by the Legislature to call a special session.

To facilitate its work during and between sessions, the General Assembly refers work to various committees. Among these are standing committees which consider and make recommendations regarding proposed legislation. They also include joint committees, often statutory committees, made up of members from both the Senate and House of Delegates.

The legislative branch also encompasses the Department of Legislative Services. The Department assists in the preparation of legislation and maintains information services essential for legislators and the public. Additionally, the Department prepares financial impact statements and monitors fiscal functions for the General Assembly.

One of the single most important tasks of the General Assembly, and one that requires close coordination and consultation with the Executive Branch, is adoption of the annual budget for Maryland State government. The Constitution specifies that it is the responsibility of the Governor to present the annual budget to the General Assembly within five days of the beginning of each legislative session. The budget of Maryland must be balanced - it must not exceed anticipated revenues (Const., Art., III, sec. 52). This requirement prevents deficit spending and accounts in large part for the excellent bond rating enjoyed by the State. Reflecting the principle of separation of powers within State government, the Governor must incorporate into the budget unchanged requests from the legislative and judicial departments, as well as the estimated expenses required for operating the public schools. Beyond these items and other obligations for certain State debts and the salaries of officials specified in the Constitution, the Governor has considerable discretion in determining what programs and agencies to fund in the budget. The budget process thus is a major policy-shaping tool for the Governor. Supplemental budgets may be submitted by the Governor after adoption of the annual budget, but all requests for such funds must be matched by additional anticipated revenues.

## JUDICIAL BRANCH

The Judicial Branch is responsible for the resolution of all matters involving civil and criminal law in the State of Maryland. Judges base their decisions on statutory law, common law, or equity.

Maryland has a four-tiered court system consisting of the District Court of Maryland, Circuit Courts, the Court of Special Appeals, and the Court of Appeals.

The District Court of Maryland was created in 1971 on a statewide basis in each county and Baltimore City. As a court of limited jurisdiction, it replaced local justices of the peace and county trial magistrates. District Courts have jurisdiction in minor civil and criminal matters and in virtually all violations of the Motor Vehicle Law. District Court judges are appointed by the Governor for ten-year terms.

In each county and in Baltimore City is a Circuit Court. The Circuit Court has original jurisdiction over more serious criminal and civil cases and also hears appeals from decisions in the District Court. Circuit Court judges are nominated by special judicial selection commissions and appointed by the Governor, or they may be elected by the voters. At the first statewide election occurring at least one year after their appointment, Circuit Court judges must successfully stand for election to continue in office for a term of fifteen years.

The Court of Special Appeals is the second highest court in Maryland. Like the State's highest court, the Court of Special Appeals is an appellate court. It was established in 1966 to ease the caseload of the Court of Appeals and to facilitate resolution of cases requiring appellate adjudication. The Court of Special Appeals has exclusive initial appellate jurisdiction over any reviewable judgment, decree, order, or other action of a circuit court, except for appeals in criminal cases in which the death penalty is imposed. The thirteen judges of the Court of Special Appeals are appointed by the Governor with Senate consent for ten-year terms, subject to approval of the voters at the next election after their appointment.

The Court of Appeals has a long history in Maryland, dating from the seventeenth century and reformed by the first State constitution of 1776. As Maryland's highest court, the Court of

Appeals reviews cases of major importance where the decisions rendered are based on constitutional interpretation of the law. The seven judges of the Court of Appeals are appointed by the Governor with Senate consent. They serve ten-year terms. Like judges of the Court of Special Appeals, judges of the Court of Appeals must win approval of the electorate at the first election occurring at least one year after their appointment.

Various units, boards, and commissions exist within the judiciary to facilitate the judicial process and assist judges of the different courts. The Administrative Office of the Courts, for example, assists the Chief Judge of the Court of Appeals in carrying out administrative duties. The Judicial Nominating Commissions present names to the Governor when vacancies occur on any of the appellate or circuit courts. The State Law Library is the principal law reference library in the State. Also within the Judicial Branch are the State Board of Law Examiners, which conducts examinations for prospective members of the State Bar, and the Attorney Grievance Commission, charged with supervising and administering the discipline of attorneys.

Source: <http://www.msa.md.gov/msa/mdmanual/01glance/html/mdgovt.html>

## **U.S. CONGRESSIONAL DELEGATION**

The legislative branch of the United States government makes laws for our nation and raises and distributes money to run the United States government. The most evident part of the legislative branch is the United States Congress. Congress is divided into two parts, called houses. The two parts are the Senate and the House of Representatives. Congress is referred to as a bicameral body because it is made up of two houses. The Latin roots of the word bicameral, "bi" and "cameral," mean two chambers or rooms.

Members of the Senate are called Senators and members of the House of Representatives are called Representatives. Senators and representatives serving in these two bodies are sometimes referred to as congressmen, or women, and sometimes as legislators because their business is to legislate or make laws. The role of the legislative branch is defined in the United States Constitution.

Each state elects people to represent them in the United States Congress in Washington, DC. The citizens of each state elect two senators to represent them in the Senate. They also elect representatives to represent them in the House of Representatives. The number of representatives each state sends to the House of Representatives is not a specific number like the Senate, but is based on the population of the state. The people, that are elected to represent the state's citizens in the United States Congress, are referred to as the Congressional Delegation.

There are 100 senators in the U.S. Senate. Each is elected to a term, in the Senate, of six years. There are 435 representatives in the U.S. House of Representatives. Each is elected to a term, in the "House," of two years.

The citizens of Maryland elect two people, like every other state, to represent them in the Senate and eight people, based on Maryland's current population in the most recent federal census, to represent them in the House of Representatives.

## STATE SEAL

Maryland is distinguished by being one of the few states in the United States (and in the world) to have a dual-sided official seal. Only the reverse side of the great seal of Maryland has ever been cut (and is the side used by the Governor and the Secretary of State to authenticate Acts of the General Assembly and for other official purposes).

Reverse Side of Seal



Obverse Side of Seal



Maryland is distinguished by being one of the few states in the United States (and in the world) to have a dual-sided official seal. Only the reverse side of the great seal of Maryland has ever been cut (and is the side used by the Governor and the Secretary of State to authenticate Acts of the General Assembly and for other official purposes).

The images displayed on the reverse side of the seal are a plowman, a fisherman, and a shield with Maryland's coat of arms. The Latin phrase encircling the seal: "Scuto bonæ voluntatis tuæ coronasti nos" translates as "With favor wilt thou compass us as with a shield." The state motto (appearing on a banner below the shield) is in Italian: "Fatti maschii, parole femine," which translates loosely as "Manly deeds, womanly words" (now more commonly expressed as "Strong deeds, gentle words").

The obverse of the great seal of Maryland shows Lord Baltimore as a knight in full armor mounted on a charger. The Latin inscription translates as "Cecilius, Absolute Lord of Maryland and Avalon, Baron of Baltimore."

## STATE CAPITAL (Annapolis)

Annapolis is the State capital of Maryland. Toward the end of the Revolutionary War, the city also served as capital to the newly forming American nation when the Continental Congress met in Annapolis from November 26, 1783 to June 3, 1784. Here too, on January 14, 1784, the Treaty of Paris, ending the Revolutionary War, was ratified by Congress.

Located on the Severn River in Anne Arundel County, Annapolis is not only the center of Maryland government but also home to the U.S. Naval Academy, and St. John's College whose curriculum is based upon the study of the classics. The United States Naval Academy was founded in 1845 on the site of Fort Severn, and now occupies an area of land reclaimed from the Severn River next to the Chesapeake Bay.



The beautiful Maryland State House is the oldest state capitol still in continuous legislative use and is the only state house to have ever served as the nation's capitol.

The Continental Congress met in the Old Senate Chamber from November 26, 1783, to August 13, 1784. During that time, George Washington came before Congress to resign his commission as commander-in-chief of the Continental Army and the Treaty of Paris was ratified, marking the official end of the Revolutionary War.

The State House is where the Maryland General Assembly convenes for three months each year, and the elected leadership of the state — the governor, lieutenant governor, speaker of the House of Delegates and president of the Senate — all have their offices there.

### **History of the State House and Its Dome**

On March 28, 1772, Governor Robert Eden laid the cornerstone for what would be the third State House built on State Circle in Annapolis. The first, built soon after the capital was moved from St. Mary's City to Annapolis in 1695, burned down in 1704. The second was completed by 1709 and, 60 years later, had become far too small for the growing business of government and was too dilapidated to warrant enlarging it. The decision was made to raze it and Charles Wallace undertook the work when no one else submitted "plans and estimates" for the project.

With Mr. Wallace as the "undertaker" and Joseph Horatio Anderson as the architect, work was begun on the new State House in early 1772. While work progressed well for the first year and a half, at least one hurricane and the Revolutionary War intervened to cause enormous delays and difficulties. By the end of 1779, the building was still not completed, and Mr. Wallace's finances and patience with the project were exhausted.

When the Continental Congress came to Annapolis to meet in the Old Senate Chamber from November 1783 - August 1784, they found a State House which was still unfinished. Although the Old Senate Chamber was complete, the roof was not and it had leaked during the last few winters, damaging the upstairs rooms. The dome - or cupola - atop the State House was variously described as inadequate, unimpressive, and too small for the building and, it, too, leaked.

In order to rectify the situation, Joseph Clark, an Annapolis architect and builder, was asked to repair the roof and the dome. Clark first raised the pitch of the roof to facilitate the runoff of water and covered it with cypress shingles. The crowning achievement of Clark's work on the State House was, of course, the extraordinary dome which he designed and built. It is not known

where Clark's inspiration for the unusual design of the dome came from, but it is very similar to one in Karlsruhe, Germany called the Schlossturm.

By the summer of 1788, the exterior of the new dome was complete. It was constructed of timber and no metal nails were used in its construction and, to this day, it is held together by wooden pegs reinforced by iron straps forged by an Annapolis ironmonger.

Although the exterior of the dome was completed by 1788, the interior was not completed until 1797. Tragedy struck the project in 1793 when a plasterer named Thomas Dance fell to his death from the inside of the dome. By 1794, Joseph Clark was completely disillusioned with the project and left it to John Shaw, the noted Annapolis cabinetmaker, to oversee completion. Over the years, John Shaw did much of the maintenance work on the State House, built various items for it and, in 1797, made the desks and chairs which furnished the Old Senate Chamber.

### **The Dome and Lightning Rod**

The lightning rod which tops the dome is a story in itself. It is a "Franklin" rod, constructed and grounded to Benjamin Franklin's specifications. In some respects, the use of this type of lightning rod was also a political statement, expressing support for Franklin's theories on protection of public buildings from lightning strikes and the rejection of the opposing theories supported by King George III. The pointed lightning rod atop such an important new public building was a powerful symbol of the independence and ingenuity of the young nation.

As an architect trained in London and with a brother who had a bookshop in Annapolis, Clark would have been familiar with the writings of Benjamin Franklin. In addition, Charles Willson Peale confirmed Clark's design. On July 14, 1788, he and his brother went to Philadelphia to see His Excellency Doctor Franklin to ask his opinion on the efficacy of lightning rods on the State House. They were unable to see Franklin, but did see Robert Patterson and David Rittenhouse, both eminent authorities on the physical sciences. Peale reported that Mr. Rittenhouse was of the opinion that "if the points are good and near enough the Building and the part going into the ground so deep as to get into soft earth no danger is to be apprehended, but if the end could be put in water of a Well it would be best."

The engineering of the lightning rod and the acorn which holds it in place represents an astonishing achievement. Protruding 28' into the air, the rod is anchored at its bottom to the top of the dome. It then runs through the pedestal and the acorn and is surmounted by a copper weather vane. The acorn and pedestal have served to stabilize the Franklin rod and hold it in place through 208 years of extremes of Maryland weather.

The dome which Clark designed and built for the State House has been the defining landmark of the Annapolis skyline for 208 years. It was also, for many years, a popular spot from which to observe the city and the Chesapeake Bay beyond. Charles Willson Peale planned a dramatic cyclorama of Annapolis with eight views from the dome and a centerpiece drawing of State Circle from Cornhill Street. Only the drawing of the State House was completed and published in 1789. Thomas Jefferson spent a most enjoyable three hours in September 1790 on the balcony of the dome with James Madison, Thomas Lee Shippen and an Annapolis friend who entertained them with the gossip related to each of the houses they could see from their perch above the town.



In 1996, an examination of the dome and the acorn revealed that almost all of the material in the acorn, its pedestal and the lightning rod was original from the 18th century. During the summer and fall of 1996, the acorn was removed and replaced by a new one. The new acorn is constructed of 31 pieces of cypress made by craftspeople from around the state and is clad in copper and gilded on the top, like the original. The original lightning rod has remained intact and continues to serve as it has for 208 years, although a steel sleeve has been placed around it inside the new acorn to strengthen it.

## STATE MOTTO

"Manly Deeds Womanly Words"

The official motto of Maryland is the Italian motto of the Calvert family, "Fatti maschil, Parole femine" (loosely translated as Manly deeds, Womanly words. The motto and arms of the Calvert family appear on the reverse of the state seal.

## STATE FLAG

Officially adopted by law on March 9, 1904, the Maryland State Flag is the only state flag based on heraldic emblems.

The design of the flag is taken from the shield in the coat of arms of the Calvert family, the colonial proprietors of the state of Maryland. The coat of arms adopted by George Calvert, the first Lord Baltimore, included a shield that combined the yellow and black colors of his paternal family and the red and white colors of his maternal family, the Crosslands. (NOTE: There is contention that the red and white colors identified as those of the Crosslands is a misrepresentation. It is said that the colors are those of the Mynne family, the family name of Anne Calvert, wife of George Calvert.) The arms of the Calvert and Crossland (Mynne) families are displayed in diagonally opposing quadrants of the flag.



From the colonial period, before the revolution, the only mention of a Maryland flag describes it as a display of the yellow and black Calvert family colors. After the revolution, the use of the Calvert flag was discontinued and various flags and banners were flown to represent the state. Though no official state flag was designated, the most popular representation seems to have been that of the state seal on a blue background. Evidence shows that these flags were flown in the state until the late 1890's.

In 1854, a law was passed to create a new state seal based on the Calvert family colors and design. Yellow and black banners and flags started re-appearing across the state. These "Baltimore colors" or "Maryland colors", as they were called, were not officially adopted by the state but became very popular and a unique symbol of the state of Maryland.

After the election of Abraham Lincoln in 1861, Maryland, like many other states found itself torn between its allegiance to the Union and its sympathies with the southern states. Maryland, however, did remain in the Union.

It is thought that during this volatile time in the history of Maryland, the red and white Crossland colors began to gain popularity among the southern sympathizers in the state. As a symbol of resistance to the Union and President Lincoln, the red and white Crossland colors became the Maryland "secession colors" and were reproduced in banners and even children's clothing. During the Civil War itself, the Crossland colors in the cross bottom configuration were used by Confederate soldiers to identify their birthplace.

The Civil War finally came to an end and the yellow and black Calvert colors and the red and white Crossland colors had become clearly representative of the state of Maryland. As soldiers returned to their homes a slow process of healing and reconciliation began for the people of war-torn Maryland.

A new symbol began to emerge displayed at public events across the state. A flag displaying the colors, that had once symbolized the divisions between the citizens of Maryland, came to represent the reconciliation and reunion of all of the citizens in the state. The designer and the date of origin of the current state flag incorporating four quadrants alternating between the yellow and black of the Calvert arms and the red and white of the Crossland arms is unknown. The design derived from the Calvert coat of arms was flown October 11, 1880, in Baltimore, at a parade celebrating the 150th anniversary of the founding of the city. It was also flown October 25, 1888 at the Gettysburg battlefield in a ceremony dedicating monuments to members of the Maryland regiments of the Army of the Potomac.

In October 1889, the Fifth Regiment, Maryland National Guard, adopted a flag in this form as its regimental colors, and they became the first organization to adopt officially what is today the Maryland flag.

## **STATE NICKNAMES**

### *The Old Line State*

This nickname is, according to some, a reference to the Maryland soldiers who fought courageously in the Revolutionary War, the Maryland Line. It is said that General George Washington referred to these soldiers as "The Old Line." Maryland was the only state that had regular troops "of the line" and these soldiers were ranked among the finest and best disciplined in the army.

Another origin is given that goes back further in history. It is said that Maryland is referred to as "The Old Line State" because it was the dividing line between the land grants given to William Penn and Lord Baltimore.

Still another theory claims the Old Line State refers to the 19th-century Mason-Dixon Line. The Old Line State is the nickname that today is displayed on the Maryland state quarter.

### *The Free State*

This nickname originated in an article written by Hamilton Owens, the editor of the Baltimore Sun. In 1923, a Georgia Congressman, William D. Upshaw, attacked Maryland as a traitor to the union because it never passed a State enforcement act supporting Prohibition. Hamilton Owens' article, "The Maryland Free State" was a mocking response to Mr. Upshaw, suggesting that Maryland should secede from the Union before acting to prohibit the sale of liquor. This article was never published but Mr. Owens referred to Maryland as "The Free State" in later editorials.

### *The Cockade State*

This nickname, coined during the Revolutionary War, again refers to the Maryland soldiers. According to *King's Handbook of the United States*, 1891, the Maryland Old Line was made up of young men who "...wore brilliant cockades". Cockades are badge-like ornaments usually worn on hats. These decorations gave birth to Maryland's nickname, "The Cockade State."

### *The Monumental State*

In the early 17th century, Baltimore was given the nickname of "The Monumental City" and this nickname was transferred to the state over time.

"The Monumental City" was bestowed upon Baltimore by President John Quincy Adams, probably in reference to the monuments he saw on his visit to the city in 1827. The "Battle Monument" honoring Baltimore's defensive victory in the War of 1812 was standing on the site of the old court house. Construction was under way on the first major memorial to George Washington. President Adams was also taken to North Point to view the Aquila Randall Monument erected to honor a member of the First Mechanical Volunteers of the Fifth Regiment who was killed on September 12, 1814.

At a dinner engagement, Adams thanked the citizens of Baltimore for the kind reception he had been given during his visit and proposed a toast "Baltimore, the Monumental City--may the days of her safety be as prosperous and happy as the days of her danger have been trying and triumphant!"

### *The Oyster State*

This nickname referred to the large oyster fisheries in the state.

### *The Queen State*

Probably because Maryland was named after Queen Henrietta Maria, Maryland has been referred to as "The Queen State."

## STATE BIRD

Maryland designated the Baltimore oriole (*Icterus galbula*) as the official state bird in 1947.

The Baltimore oriole is a distinctive inhabitant of Maryland's parks and suburban areas and Maryland birders eagerly await this medium songbird's migration each spring.

The female oriole's feathers are brownish-olive and dull orange, but the male's plumage is black and golden orange not unlike colors in the Calvert shield.

This similarity led to its early association with the name of the Maryland proprietor. In 1698, "Baltimore Birds" were among the "Beasts of Curiosity" ordered sent from Maryland to grace the royal gardens (*Archives of Maryland* 23: 455-56). In 1894, Baltimore's major league baseball team (Baltimore Orioles) was named after the bird.



Maryland made special provisions to protect the Baltimore Oriole in 1882 (Chapter 154, Acts of 1882). Since passage of the Migratory Bird Treaty Act of 1918, the Baltimore Oriole is protected by federal law covering all migratory bird species, and, since 1975, by the State's Nongame and Endangered Species Conservation Act (Chapter 27, Acts of 1975).

Despite its special status, since 1966 (and more rapidly after 1980) the number of Baltimore Orioles has been declining. The loss is attributed to destruction of breeding habitat and tropical winter habitat, and toxic pesticides ingested by the insects which constitute the Oriole's main diet.

In the late 1930s, Hoagy Carmichael composed the song, "Baltimore Oriole," lyrics by Paul Francis Webster.

## STATE FLOWER



Maryland designated the black-eyed susan (*Rudbeckia hirta*) as the official state floral emblem in 1918.

Inspiration provided by the 1893 World's Fair (World's Columbian Exposition) in Chicago may have been the motivating factor to a group of women at the Maryland Agricultural College in 1896. They thought that Maryland should have an official state flower and they thought it should be the black-eyed susan. Though not native to the state of Maryland, it did grow throughout the state and presented beautiful waves of orange/yellow in fields from late summer to autumn. It also reflected the colors, black and gold, that the first Lord Baltimore used in his coat of arms.