

# Hawaii State History Lapbook



Designed for K-8<sup>th</sup> grades, but could be adjusted for older grade levels, if needed

Written & designed by  
Cyndi Kinney & Judy Trout  
of Knowledge Box Central



Hawaii State History Lapbook  
Copyright © 2012 Knowledge Box Central  
www.KnowledgeBoxCentral.com



ISBN #

Ebook: 978-1-61625-831-3  
CD: 978-1-61625-829-0  
Printed: 978-1-61625-830-6  
Assembled: 978-1-61625-832-0

Publisher: Knowledge Box Central  
<http://www.knowledgeboxcentral.com>

All rights reserved. No part of this publication may be reproduced, stored in a retrieval system or transmitted in any form by any means, electronic, mechanical, photocopy, recording or otherwise, without the prior permission of the publisher, except as provided by USA copyright law.

The purchaser of the eBook or CD is licensed to copy this information for use with the immediate family members only. If you are interested in copying for a larger group, please contact the publisher.

Printed format is not to be copied and is consumable. It is designed for one student only.

All information and graphics within this product are originals or have been used with permission from its owners, and credit has been given when appropriate. These include, but are not limited to the following: [www.iclipart.com](http://www.iclipart.com) and Art Explosion Clipart.



# Hawaii State History Lapbook

Thanks for purchasing this product. Please check out our Lapbooks for other states as well. The Lapbooks are designed for K-8th grades but could be adjusted for use with older students.

Please also check out our Lapbook Journals for each state. The Lapbook Journals are designed for 6<sup>th</sup>-12th grades, but again could be adjusted for other age groups..

We are designing these products, Lapbook Journals and Lapbooks, so that they follow the same Study Guide. This will allow for a family to study State History TOGETHER, with each age group using the product (Lapbook Journal or Lapbook) that best suits that group. The parent may teach from ONE Study Guide and allow each student to document what he is learning in his own way.

**It would be helpful to have pamphlets and brochures from the state that you are studying. You may get these at no charge from your Chamber of Commerce, travel agencies, and several other places. Your student may read the information, use some of the picture for cutting and pasting, or even use some of them to decorate the front of the lapbook.**

## How do I get started?

First, you will want to gather your supplies. Depending on which format you purchased from us, you will need different supplies. So, take what applies, and skip over the rest.


### \*\*\* Printing:

\*Print instructions and study guide on white copy paper.



\*Print the booklet templates on 24# colored paper or 110# cardstock.

For some booklets, we have suggested specific colors or cardstock. You may choose to use those suggested colors, or you may choose to print on any color that you like.



### \*\*\* Assembly:



\***Folders:** We use colored file folders, which can be found at Walmart, Sam's, Office Depot, Costco, etc. You will need between 2 and 4 file folders, depending on which product you have purchased. You may use manilla folders if you prefer, but we have found that children respond better with the brightly colored folders. Don't worry about the tabs....they aren't important. If you prefer, you can purchase the assembled lapbook bases from our website.



\***Glue:** For the folder assembly, we use hot glue. For booklet assembly, we use glue sticks and sometimes hot glue, depending on the specific booklet. We have found that bottle glue stays wet for too long, so it's not a great choice for lapbooking.



\***Other Supplies:** Of course, you will need scissors. Many booklets require additional supplies. Some of these include metal brad fasteners, paper clips, ribbon, yarn, staples, hole puncher, etc. You may want to add decorations of your own, including stickers, buttons, coloring pages, cut-out clipart, etc. The most important thing is to use your imagination! Make it your own!!



## **Ok. I've gathered the supplies. Now how do I use this product?**

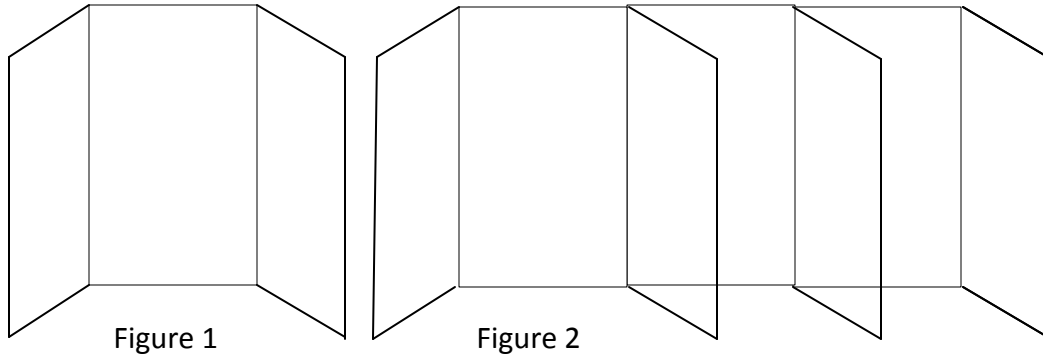
Inside, you will find several sections. They are as follows:

- 1. Lapbook Base Assembly & Layout Guide:** This section gives instructions and diagrams and will tell the student exactly how to assemble the lapbook base and where to glue each booklet into the base. Depending on the student's age, he or she may need assistance with this process, especially if you choose to allow the student to use hot glue.
- 2. Student Instruction Guide:** This section is written directly to the student, in language that he or she can understand. However, depending on the age of the child, there may be some parent/teacher assistance needed. This section will also tell the student exactly what should be written inside each booklet as he or she comes to it during the study, as well as telling the student which folder each booklet will be glued into.
- 4. Booklet Templates:** This section includes ALL of the templates for the booklets.
- 5. Study Guide:** This section is a great resource for the parent/teacher. It includes an overview of this state's history. At the end of the Study Guide, there are several links that you may use for additional study.

# Hawaii State History Lapbook

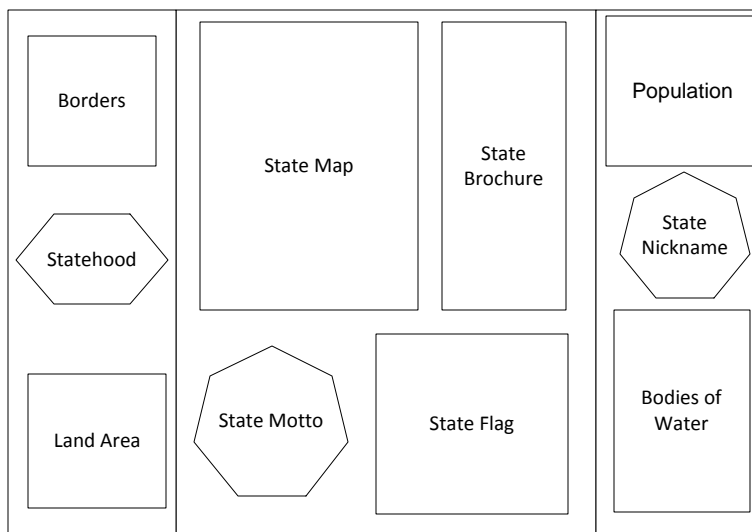
## Base Assembly & Layout Guide

You will need 3 folders of any color. Take each one and fold both sides toward the original middle fold and make firm creases on these folds (Figure 1). Then glue (and staple if needed) the backs of the small flaps together (Figure 2).

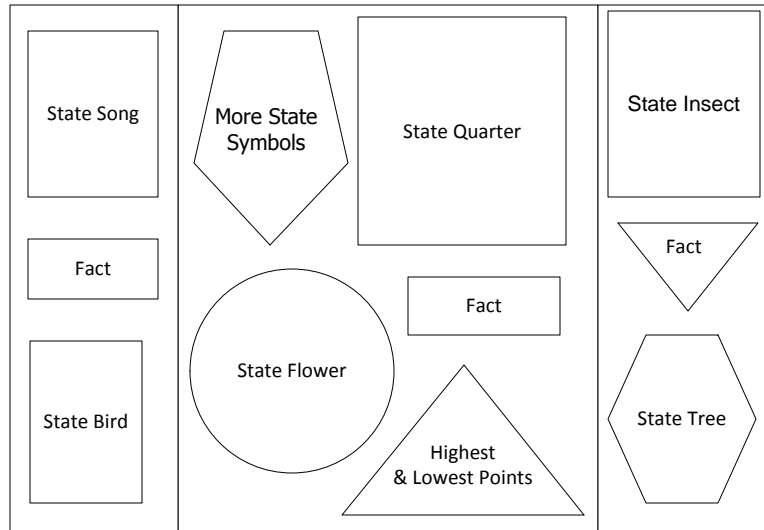


This is the "Layout" for your lapbook. The shapes are not exact on the layout, but you will get the idea of where each booklet should go inside your lapbook.

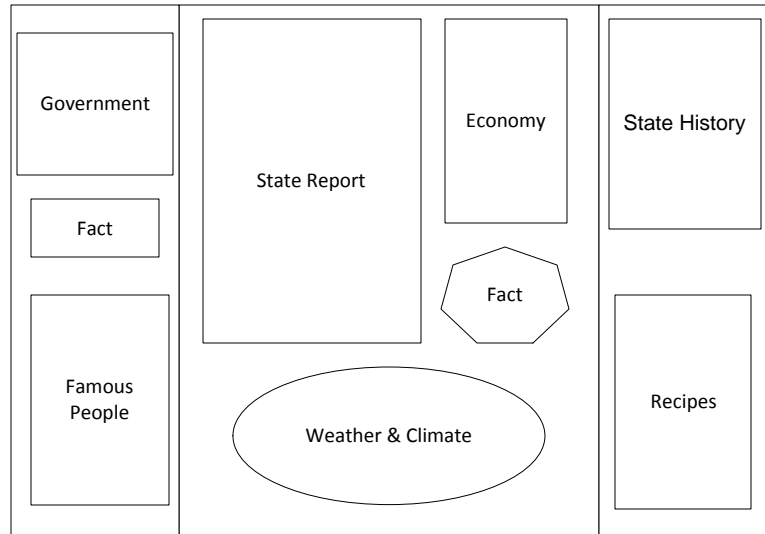
Inside of 1<sup>st</sup> Folder:




Inside of 2<sup>nd</sup> Folder:



Inside of 3<sup>rd</sup> Folder:

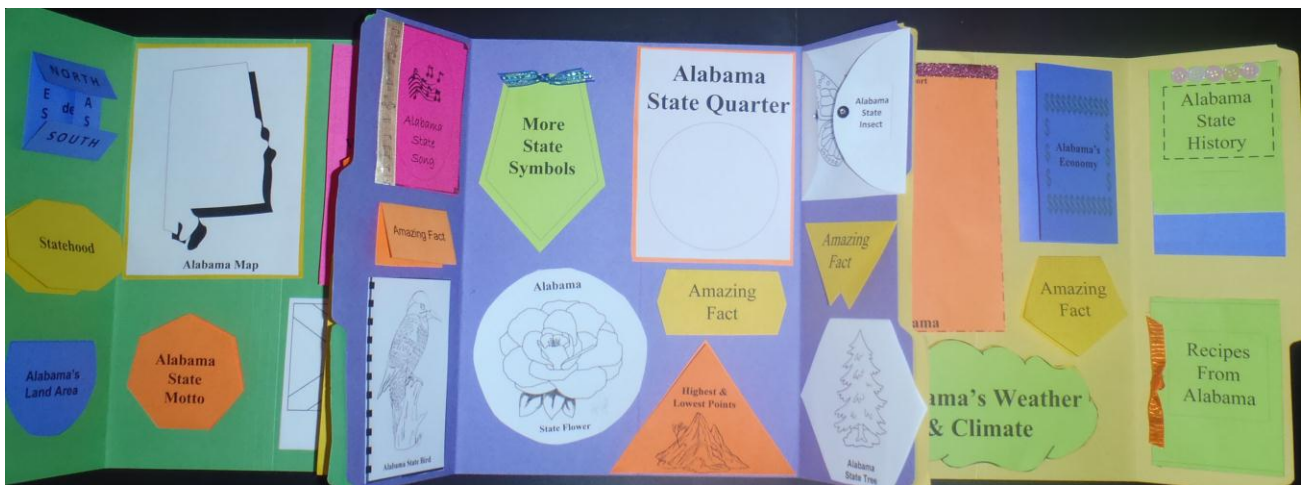


Back of 3<sup>rd</sup> Folder:



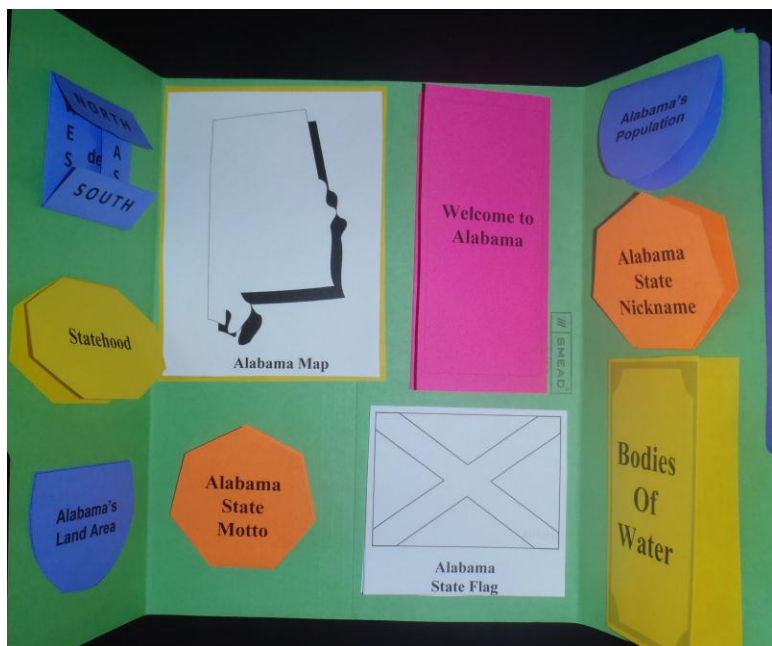
Below you will find pictures of a completed lapbook. This should help in figuring out how to assemble the booklets and then how to put it all together!

Also, there is a page of close-up pictures of some of the booklets that may be a little more confusing to assemble. These pictures should help.



### Folder #1

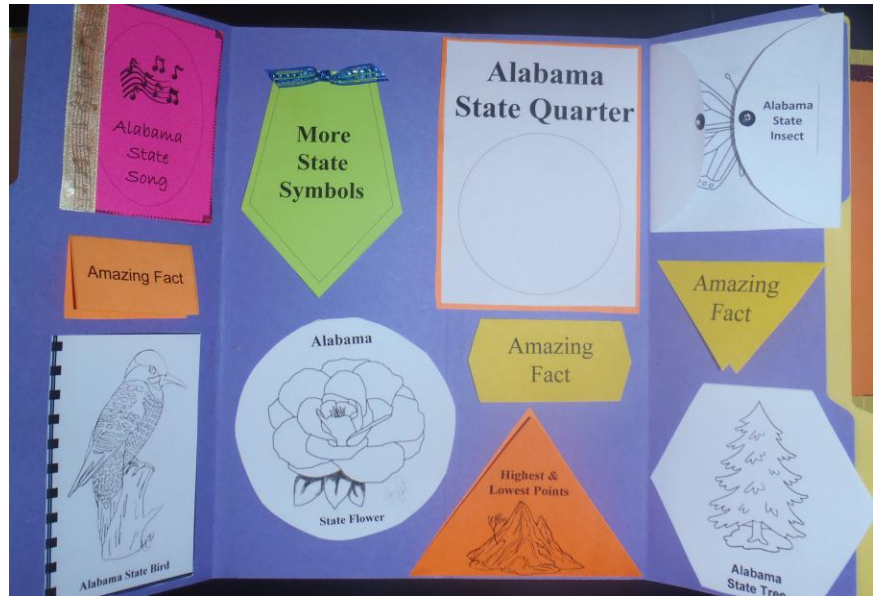
**Example is Alabama, but YOUR state will be laid out in the SAME way.**



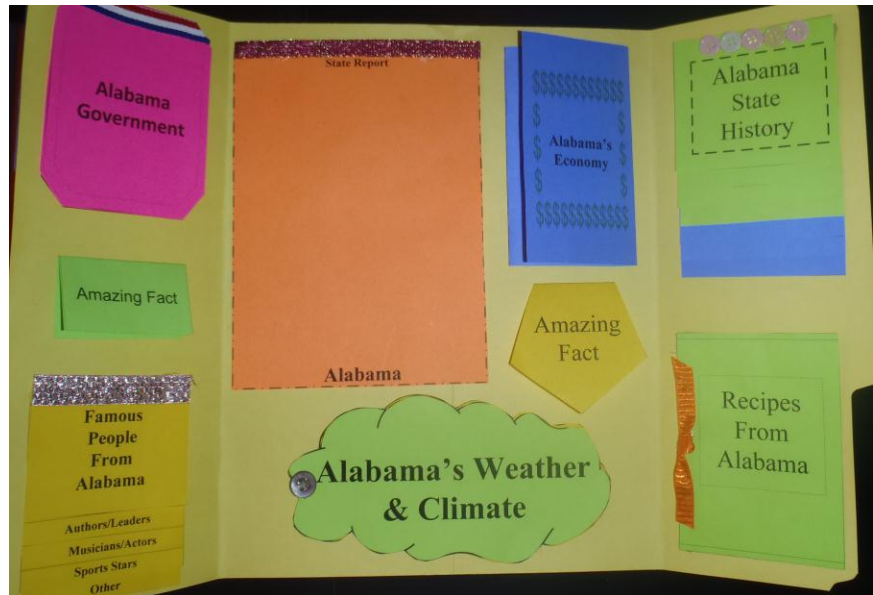


## Folder #2

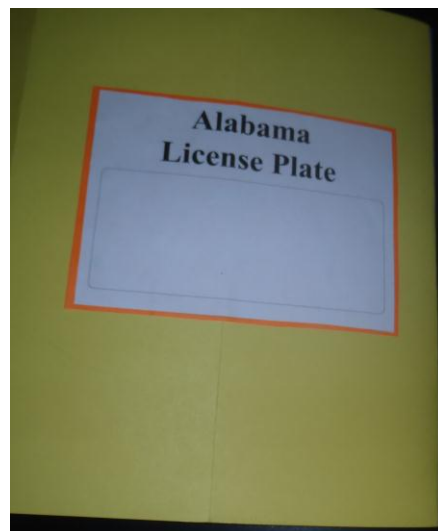
**Example is  
Alabama, but  
YOUR state will be  
laid out in the  
SAME way.**



## Folder #3



## Back of Folder #3



# Hawaii State History Lapbook

## Student Instruction Guide

**These booklets may be taught/completed in any order.  
We are presenting them here in the general order in  
which they appear in the Lapbook.**

### Booklet #1

**\*Booklet Title:** State Map

**\*Student Instructions:** On the state map provided, mark and label the capital, other cities, lakes, rivers, and any landmarks that you feel are important.

**\*Completed booklet will be glued into Folder #1** (See Layout)

**\*\*Assembly Instructions:** Cut out along the outer black line edges of this one-page book. Glue to another piece of paper of a different color, Cut around the edges again, creating a small border.

### Booklet #2

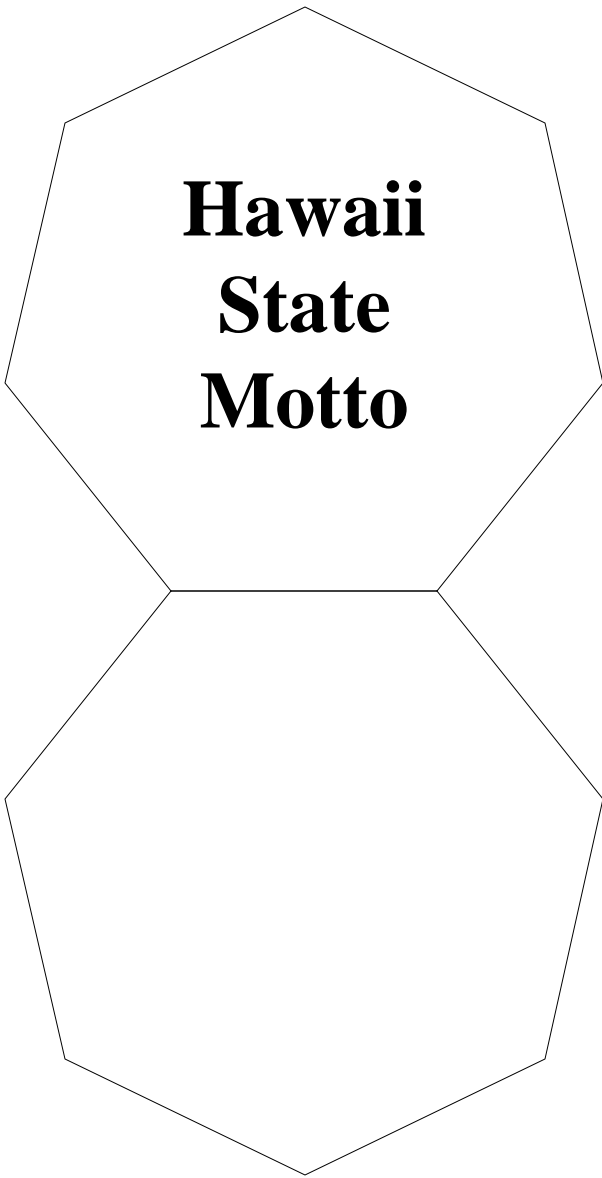
**\*Booklet Title:** Borders

**\*Student Instructions:** In this booklet, you will write down what is found on the borders of the state that you are studying. It may be another state, several states, or it may be a body of water. Write the names on the inside of each direction's "flap."

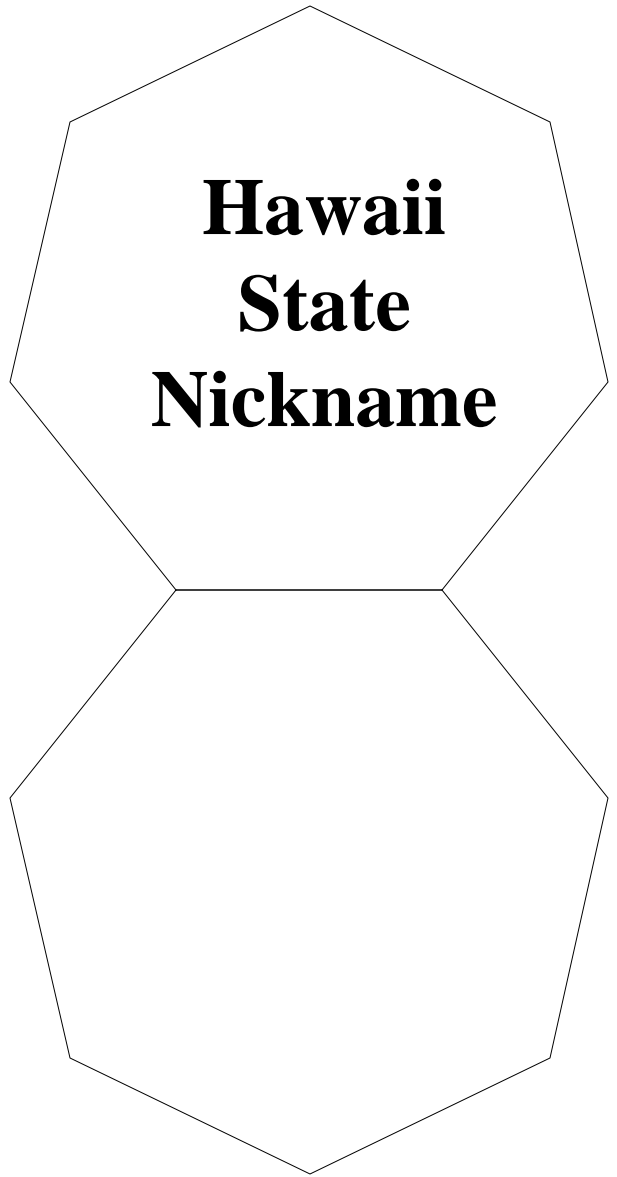
**\*Completed booklet will be glued into Folder #1** (See Layout)

**\*\*Assembly Instructions:** Cut out the booklet along the outer black line edges of the booklet and the title label. Fold each side in along the lines so that the words are on the outside. Glue the label that says "Borders" inside, in the center.

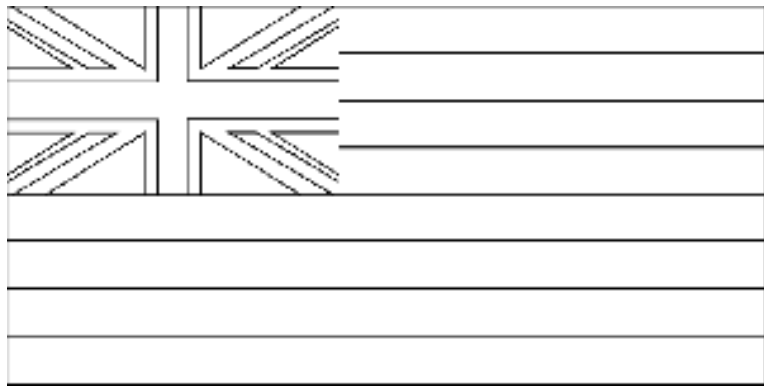








**Booklet # 6**

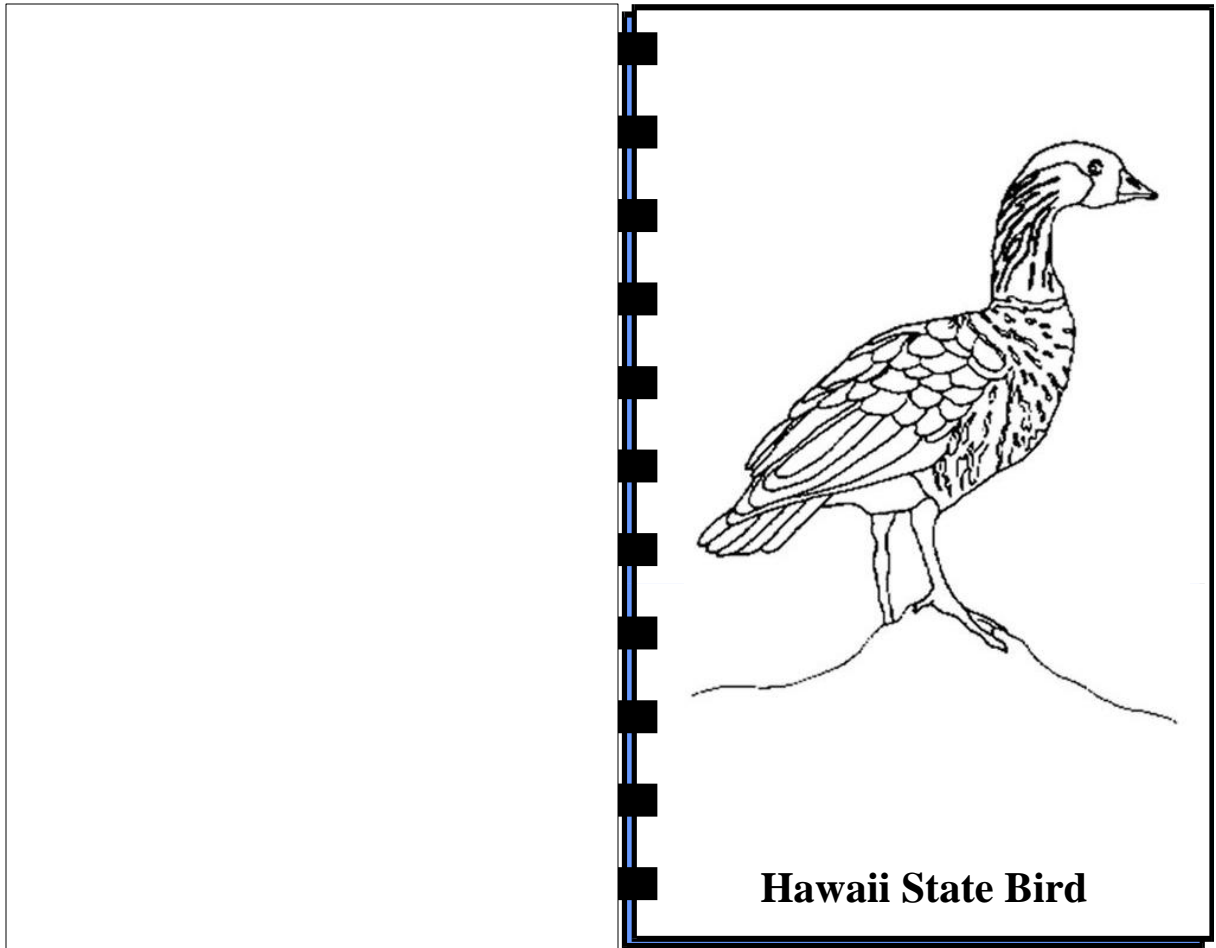



**Booklet # 7**




**Hawaii  
State Flag**








**Hawaii**



**State Flower**



# Hawaii State History Lapbook Journal Study Guide



The Great Seal of Hawaii

Welcome to Hawaii, the Aloha state. Hawaii is comprised of a chain of 132 islands. We usually think of the eight main islands when we think of Hawaii. This is not surprising as the other 124 islands only total about 3 square miles in land area.

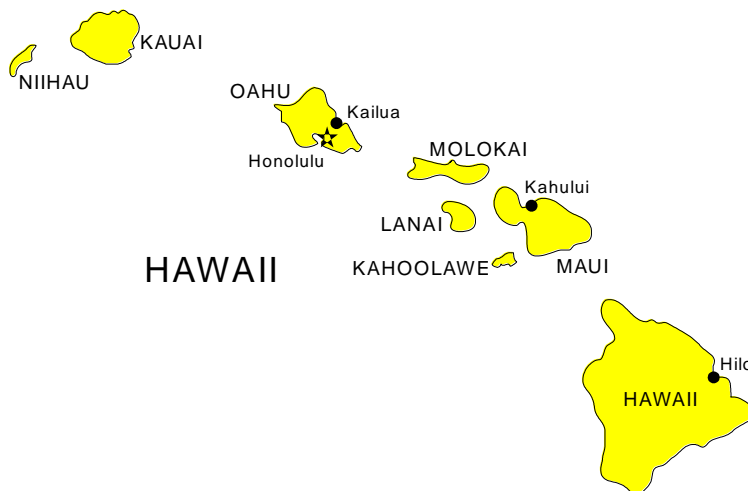
Hawaii is home of the world's most active volcano, the crater of Kilauea on Mauna Loa. Sandy beaches, towering volcanoes, and lush valleys lure thousands of tourists each year to this tropical paradise.

Hawaii is the most ethnically and racially diverse state of any state in the union, a mix that includes Caucasians, Americans of Japanese descent, and Polynesians, among others. Native Hawaiians have held on to many of their customs and traditions despite the influx of non-natives over the years. Hawaii is the only state that has an official native language.

Though Captain James Cook called the islands that he discovered in 1778 the Sandwich Islands, this honor to the Earl of Sandwich would be short-lived. King Kamehameha I united the islands under his rule by 1819 as the Kingdom of Hawaii.

A couple of theories exist on the origin of the name Hawaii. One theory has it that the name comes from a combination of the words "Hawa" and "ii" and means a small or new homeland; "Hawa" meaning a traditional homeland and "ii" meaning small and raging. The other theory is that the name comes from the traditional discoverer of the islands, Hawaii Loa.

People who are native to Hawaii are called Hawaiians. People who live in Hawaii but are not native Hawaiians, even if born in the state, are referred to as Hawaii residents or islanders.



Map of Hawaii

## STATEHOOD

The first bill for Hawaiian statehood was introduced by Jonah Kuhio Kalanianaʻole, Hawaii's Territorial Delegate to Congress, in 1919. Many more statehood bills followed, but most were not even voted on. In 1950, Hawaii adopted a constitution to go into effect when the territory became a state. Finally, in March 1959, Congress approved legislation to admit Hawaii as a state. President Dwight D. Eisenhower signed the bill on March 18. In June, the people of Hawaii voted almost 17 to 1 for statehood and Hawaii became the 50th state to join the Union on August 21, 1959.

## STATE CONSTITUTION

Hawaii's constitution was drafted in 1950 and became effective with statehood in 1959.

**PREAMBLE:** *We, the people of Hawaii, grateful for Divine Guidance, and mindful of our Hawaiian heritage and uniqueness as an island State, dedicate our efforts to fulfill the philosophy decreed by the Hawaii State motto, "Ua mau ke ea o ka aina i ka pono."*

*We reserve the right to control our destiny, to nurture the integrity of our people and culture, and to preserve the quality of life that we desire.*

*We reaffirm our belief in a government of the people, by the people and for the people, and with an understanding and compassionate heart toward all the peoples of the earth, do hereby ordain and establish this constitution for the State of Hawaii.*

## STATE GOVERNMENT

As in the case of the federal government, Hawaii's state government is organized into three branches - executive, legislative, and judicial. The state government is a product of three documents: the United States Constitution, the Hawaii State Constitution, and laws of the state.

Executive Branch: The Governor is the head of the State of Hawaii and is responsible for the execution of laws and the supervision of the executive departments. He (or she) sees that all the laws of the state are executed and governs most state agencies. The Governor establishes the goals of the state and outlines ways to reach those goals.

The Governor of Hawaii is limited to two four-year terms. There is no lifetime limit on the number of times he or she may be elected, but a governor who has been elected to two consecutive terms must be out of office for at least one election cycle before being eligible once again for re-election. A Governor is: required to be at least 30 years old; required to have been a resident of Hawaii for five consecutive years previous to election; barred from other professions or paid positions during the term.

The Governor and Lieutenant Governor (running together on the same ticket) are the only two elected statewide executive officers in Hawaii. All other statewide executives (attorney general, auditor, etc.) are appointed by either the governor or the state legislature. The Lieutenant

Governor of Hawaii becomes acting governor upon the governor's absence from the state or disability from discharging duties.

Legislative Branch: The major task of the Legislature is to create and maintain laws. The members of the Legislature also conduct investigations on various matters, consider requests or petitions from the public, confirm certain officers appointed by the governor, participate in amending the Hawaii Constitution, and exercise authority to punish people for certain offenses against the Legislature or its members.

The Hawaii Legislature is composed of two bodies like the United States Congress, the House of Representatives and the Senate. The Legislature is referred to as a bicameral body because it is made up of two houses. The Latin roots of the word bicameral, "bi" and "cameral," mean two chambers or rooms. Members of the Senate are called Senators and members of the House of Representatives are called Representatives.

State Representatives: Representatives in Hawaii each represent people in a specific area of the state. These areas are called house districts. There are currently 51 men and women representing 51 house districts in the Hawaii House of Representatives. Each representative serves for a period of two years in the House of Representatives, after which he or she must run for re-election.

State Senators: Senators in Hawaii each represent people in a specific area of the state. These areas are called senate districts. There are currently 25 men and women representing 25 senate districts in the Hawaii Senate. Each senator serves for a period of four years in the Senate, after which he or she must run for re-election.

Legislative Process: The legislative branch of government is responsible for making and maintaining laws within their jurisdiction. United States representatives and senators, federal legislators, are responsible for laws at the national level and state legislators are responsible for laws at the state level. A law begins as an idea that is introduced in the Hawaii Legislature as a bill by one or more legislators. The bill then goes through the legislative process to become a law. During this process the bill may be changed. Not all bills become law.

When the legislature is meeting, it is said to be "in session." The Hawaii Legislature meets each year at 10 a.m. on the third Wednesday of January for a regular session of up to 60 days. Special sessions, limited to 30 days, may be held by the Legislature's presiding officers or the governor.

Judicial Branch: Hawaii's Judicial System, under the administration of a chief justice, operates on two levels. One level, called the appellate level, consists of the Supreme Court of Appeals. The Supreme Court is the highest court in the state and hears appeals from other courts. It may choose to review cases or assign them to the Intermediate Court of Appeals. The other level, the trial level, consists of the Circuit Courts and the District Courts. This level presides over civil and criminal cases and is where jury trials are held.

In general, the state government provides those services that are statewide in nature, such as education, transportation networks, public health and welfare, and public works, and which require a uniformity of standards and regulations.

## U.S. CONGRESSIONAL DELEGATION

The legislative branch of the United States government makes laws for our nation and raises and distributes money to run the United States government. The most evident part of the legislative branch is the United States Congress. Congress is divided into two parts, called houses. The two parts are the Senate and the House of Representatives. Congress is referred to as a bicameral body because it is made up of two houses. The Latin roots of the word bicameral, "bi" and "cameral," mean two chambers or rooms.

Members of the Senate are called Senators and members of the House of Representatives are called Representatives. Senators and representatives serving in these two bodies are sometimes referred to as congressmen, or women, and sometimes as legislators because their business is to legislate or make laws. The role of the legislative branch is defined in the United States Constitution.

Each state elects people to represent them in the United States Congress in Washington, DC. The citizens of each state elect two senators to represent them in the Senate. They also elect representatives to represent them in the House of Representatives. The number of representatives each state sends to the House of Representatives is not a specific number like the Senate, but is based on the population of the state. The people, that are elected to represent the state's citizens in the United States Congress, are referred to as the Congressional Delegation.

There are 100 senators in the U.S. Senate. Each is elected to a term, in the Senate, of six years. There are 435 representatives in the U.S. House of Representatives. Each is elected to a term, in the "House," of two years.

The citizens of Hawaii elect two people, like every other state, to represent them in the Senate and two people, based on Hawaii's current population in the most recent federal census, to represent them in the House of Representatives.

## STATE SEAL


The state seal of Hawaii features the state motto on the lower outer circle (in the state language) and "STATE OF HAWAII" above.

The inner circle has 1959 at the top above a rising sun (Hawaii was admitted to the United States of America as the 50th state in 1959).

The Hawaii state seal features two bearers holding the state shield. Kamehameha the Great stands to the left (he unified the Hawaiian Islands into a single united kingdom).

On the right of the shield, the Goddess of Liberty holds Ka Hae Hawai'i (the flag of Hawaii).

Below the shield is the image of a phoenix rising up from a wreath of eight taro leaves, banana foliage and maidenhair fern.



## STATE CAPITAL (Honolulu)



The capital city of Hawaii is Honolulu. Honolulu, located on the island of Oahu, is the most populous city of the state of Hawaii. In the Hawaiian language, *Honolulu* means "sheltered bay" or "place of shelter".

Honolulu has a massive skyline. As of April 2012, the city had a total of over 470 high rises, which is ranked 4th only behind New York City, Chicago and Los Angeles. Similarly to New York and Chicago, high rises are located in more than just the downtown area; neighboring and nearby districts including Ala Moana and Waikiki include large clusters of office, residential, and hotel high rises, extending from Downtown, all the way to Diamond Head.

*Source: <http://en.wikipedia.org/wiki/Honolulu>*

### Hawaii Capitol Building, Honolulu



Hawai'i's State Capitol building houses the offices of the Governor and Lieutenant Governor, offices of state legislators, and the chambers of the state House and Senate.

The Capitol building was constructed at the direction of Governor John A. Burns. It was built at a cost of \$24.6 million. Construction was started on November 15, 1965 and completed on March 15, 1969.

The State Capitol's unusual architectural style contains a great deal of symbolism reflecting the uniqueness of the island state. It was designed with extensive amounts of open space, both inside and out, to convey a sense of open government.

The number eight is found throughout the building, signifying the eight major Hawaiian Islands. There are eight columns in the front and back of the building, groups of eight mini-columns on the balcony that surrounds the fourth floor and eight panels on the doors leading to the Governor's and Lieutenant Governor's chambers.

The two legislative chambers are cone-shaped, like volcanoes, symbolizing the geological origin of the Hawaiian Islands, which rose upward from the sea floor over eons.

The columns are representative of the graceful palm trees of Hawaii, which were important to the early Hawaiians as a source of food and building material.

The mosaic design in the center of the rotunda, "Aquarius," was created by island artist Tadashi Sato and shows the changing colors and patterns of Hawaii's seas.

The chandeliers in the legislative chambers were designed by artist Otto Piene. The "Moon" in the Senate is made of polished aluminum and chambered nautilus shells, and the "Sun" in the House of Representatives, is made of gold-plated copper and brass.

The tapestries hanging in the chambers, composed of warm earth colors in the House and cool sea and sky colors in the Senate, were designed by Ruthadell Anderson.


A vast pool of water surrounding the State Capitol, symbolizes Hawaii as the only island-state in the nation.

## STATE MOTTO

The official state motto of Hawaii is: "Ua Mau ke Ea o ka 'Āina i ka Pono" (Hawaiian for: *The Life of the Land is Perpetuated in Righteousness*).

## STATE FLAG (Adopted August 21, 1959)

Hawaii's state flag resembles the Union Jack of Great Britain because many of King Kamehameha's advisors were British and the islands were once placed under England's protection.



The flag consists of eight horizontal stripes, representing the eight major islands, and the British Union Jack. It has served as the flag of the kingdom, republic, territory, and the state of Hawaii. "

## STATE LANGUAGE

Native Hawaiian was recognized as the official state language of Hawaii in 1978 (the state song is in Hawaiian). The legal language states: "The Hawaiian language is the native language of Hawaii and may be used on all emblems and symbols representative of the State, its departments, agencies and political subdivisions."

## PIDGIN - UNOFFICIAL LANGUAGE OF HAWAII

Hawaii Pidgin English, Hawaii Creole English, or simply Pidgin, is a Creole language based in part on English used by many residents of Hawaii. Pidgin is a beautiful, expressive language. It was originally created so that the immigrants, the Japanese, Chinese, Portuguese and Filipinos as well as the Hawaiians and the Americans could do business. What evolved is a true language. Although English and Hawaiian are the primary languages for the state of Hawaii, Pidgin is used by many Hawaiian residents in everyday conversation.

## **ALOHA ORDER OF MERIT**

The *Aloha Order of Merit* is a lifetime title bestowed by the governor of Hawaii (with approval of the legislature) to honor individual accomplishment. The governor may request a member of the Order to serve as an emissary for the people of Hawaii on appropriate occasions.

*Aloha Order of Merit* honorees have achieved national or international recognition for being outstanding in their field; contributed to the attainment of statehood for Hawaii; devoted themselves to the betterment of the state (embodying the concept of the Aloha Spirit Laws), provided extraordinary service to the state; or brought honor to the state. An area is set aside within the Honolulu International Airport to exhibit displays honoring members of the order and their achievements.

## **STATE NICKNAMES**

### *The Aloha State*

*(Official Popular Name)* This official "Popular Name" was designated in 1959 by Hawaii's State Legislature, adopted in the same year in which Hawaii became a state.

### *The Pineapple State*

Hawaii has also been referred to as "The Pineapple State" because of the pineapple industry and of its impact on the state's economy.

### *Paradise of the Pacific*

Anyone who has ever visited a secluded cove on one of the Hawaiian Islands will understand why Hawaii is sometimes called the "Paradise of the Pacific." The natural beauty of the islands is well known.

### *The Youngest State*

The last state to enter the union, Hawaii is sometimes referred to as "The Youngest State."



## STATE BIRD



The Hawaiian Goose or Nene, *Branta sandvicensis*, is a species of goose endemic to the Hawaiian Islands. It shares a recent common ancestor with *Branta canadensis*, the Canada Goose.

The official bird of the State of Hawai'i, the Nene is exclusively found in the wild of the islands of Mau'i, Kaua'i and Hawai'i. The Nene gets its Hawaiian name from its soft call and is the world's rarest goose.

The species has a black head, buff cheeks and heavily furrowed neck. Bill, legs and feet are black. The young birds are as the male but duller brown and with less

demarcation between the colors of the head and neck, and the striping and barring effects are much reduced.

The female Hawaiian Goose is similar to the male in coloring but slightly smaller.

Its strong toes have much reduced webbing, an adaptation to the lava flows on which it breeds. It mates on land unlike most other wildfowl.

## STATE FLOWER

The pua aloalo, or yellow hibiscus (*Hibiscus brackenridgei*) was designated the official state flower of Hawaii in 1988 (also called ma`o-hau-hele).

Each Hawaiian island also designates an official flower or lei material:

- Hawai'i: red pua lehua ('ohi'a blossom)
- Maui: lokelani (pink Damask rose)
- O'ahu: 'ilima
- Kaua'i: mokihana berry
- Moloka'i: Pua Kukui (blossom of candlenut tree)
- Lana'i: kauna'oa (native dodder)
- Ni'ihau: pupu (tiny seashells)
- Kaho'olawe: hinahina (native beach heliotrope)

