

Ruth: The Bride of the Kinsman Redeemer

Lapbook

Designed for K-8th grades



Written by Holly O'Leary
Designed by Debra Haagen
of Knowledge Box Central
Edited by Cyndi Kinney



L-BCR

Ruth: The Bride of the Kinsman Redeemer Lapbook

Edited by Cyndi Kinney

Copyright © 2014 Knowledge Box Central

www.KnowledgeBoxCentral.com



ISBN #

CD – 978-1-62472-239-4 L-BCR-C

Printed – 978-1-62472-240-0 L-BCR-P

Ebook – 978-1-62472-241-7 L-BCR-E

Assembled – 978-1-62472-242-4 L-BCR-A

Publisher: Knowledge Box Central

<http://www.knowledgeboxcentral.com>

All rights reserved. No part of this publication may be reproduced, stored in a retrieval system or transmitted in any form by any means, electronic, mechanical, photocopy, recording or otherwise, without the prior permission of the publisher, except as provided by USA copyright law.

The purchaser of the eBook or CD is licensed to copy this information for use with the immediate family members only. If you are interested in copying for a larger group, please contact the publisher.

Printed format is not to be copied and is consumable. It is designed for one student only.

Special thanks to Holly O'Leary, who was the original author of the Study Guide included in this product. It is being used with her permission and is now owned by Knowledge Box Central.

All information and graphics within this product are originals or have been used with permission from its owners, and credit has been given when appropriate. These include, but are not limited to the following: www.iclipart.com, Thinkstock Photos, and Art Explosion Clipart.

All scriptures are quoted from the New International Version.

How Do I Get Started?

First, you will want to gather your supplies. Depending on which format you purchased from us, you will need different supplies. So, take what applies, and skip over the rest.

*** Printing:

*Print instructions and study guide on white copy paper.



*Print the booklet templates on 24# colored paper or 110# cardstock. For some booklets, we have suggested specific colors or cardstock. You may choose to use those suggested colors, or you may choose to print on any color that you like.



*** Assembly:

*Folders: We use colored file folders, which can be found at Walmart, Sam's, Office Depot, Costco, etc. You will need between 2 and 4 file folders, depending on which product you have purchased. You may use manilla folders if you prefer, but we have found that children respond better with the brightly colored folders. Don't worry about the tabs....they aren't important. If you prefer, you can purchase the assembled lapbook bases from our website.

*Glue: For the folder assembly, we use hot glue. For booklet assembly, we use glue sticks and sometimes hot glue, depending on the specific booklet. We have found that bottle glue stays wet for too long, so it's not a great choice for lapbooking.



*Other Supplies: Of course, you will need scissors. Many booklets require additional supplies. Some of these include metal brad fasteners, paper clips, ribbon, yarn, staples, hole puncher, etc. You may want to add decorations of your own, including stickers, buttons, coloring pages, cut-out clipart, etc. The most important thing is to use your imagination! Make it your own!!



Ok. I've Gathered the Supplies. Now How Do I Use This Product?

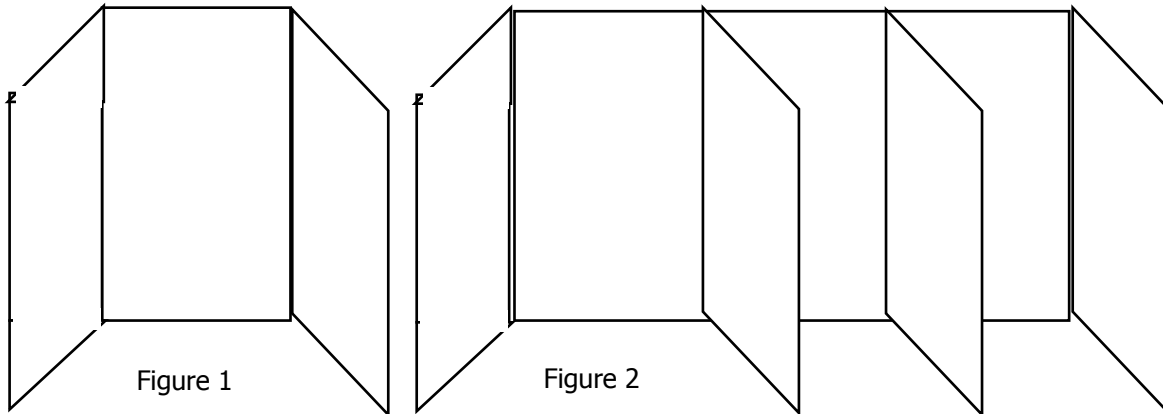
Inside, you will find several sections. They are as follows:

1. **Lapbook Base Assembly & Layout Guide:** This section gives instructions and diagrams and will tell the student exactly how to assemble the lapbook base and where to glue each booklet into the base. Depending on the student's age, he or she may need assistance with this process, especially if you choose to allow the student to use hot glue.
2. **Student Instruction Guide:** This section is written directly to the student, in language that he or she can understand. However, depending on the age of the child, there may be some parent/teacher assistance needed. This section will also tell the student exactly what should be written inside each booklet as he or she comes to it during the study, as well as telling the student which folder each booklet will be glued into.
4. **Booklet Templates:** This section includes ALL of the templates for the booklets.
5. **Study Guide:** This section is a great resource for the parent/teacher while teaching about the story of Ruth.

Ruth: The Bride of the Kinsman Redeemer Lapbook

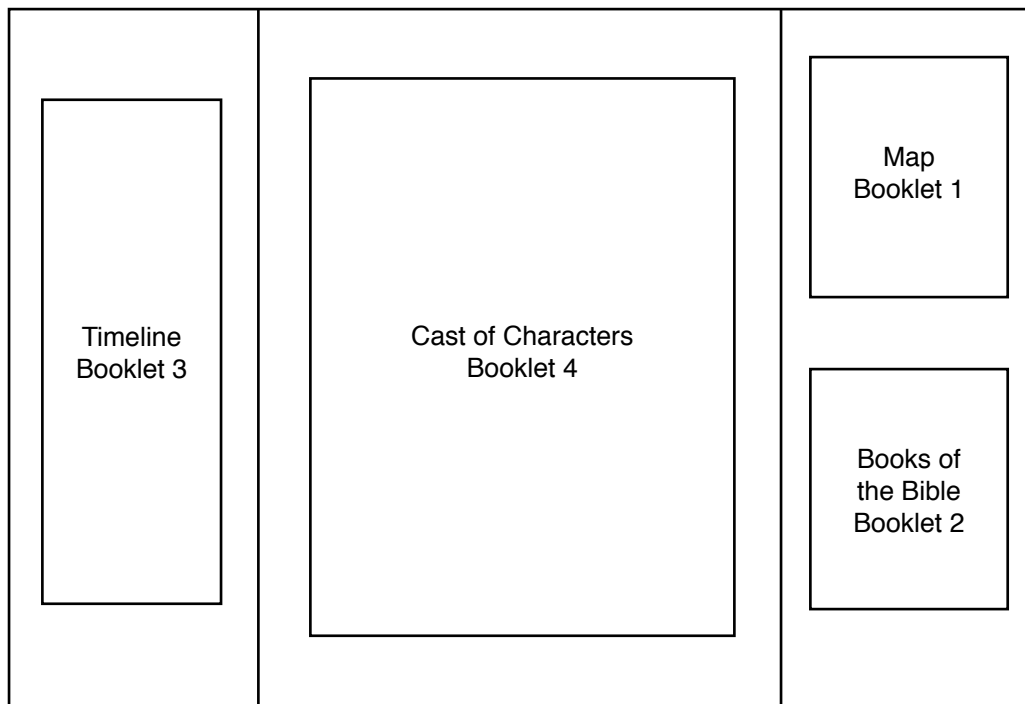
Base Assembly & Layout Guide

You will need 3 folders of any color. Fold both sides toward the original middle fold and make firm creases on these folds (Figure 1). Then glue (and staple if needed) the backs of the small flaps together (Figure 2).

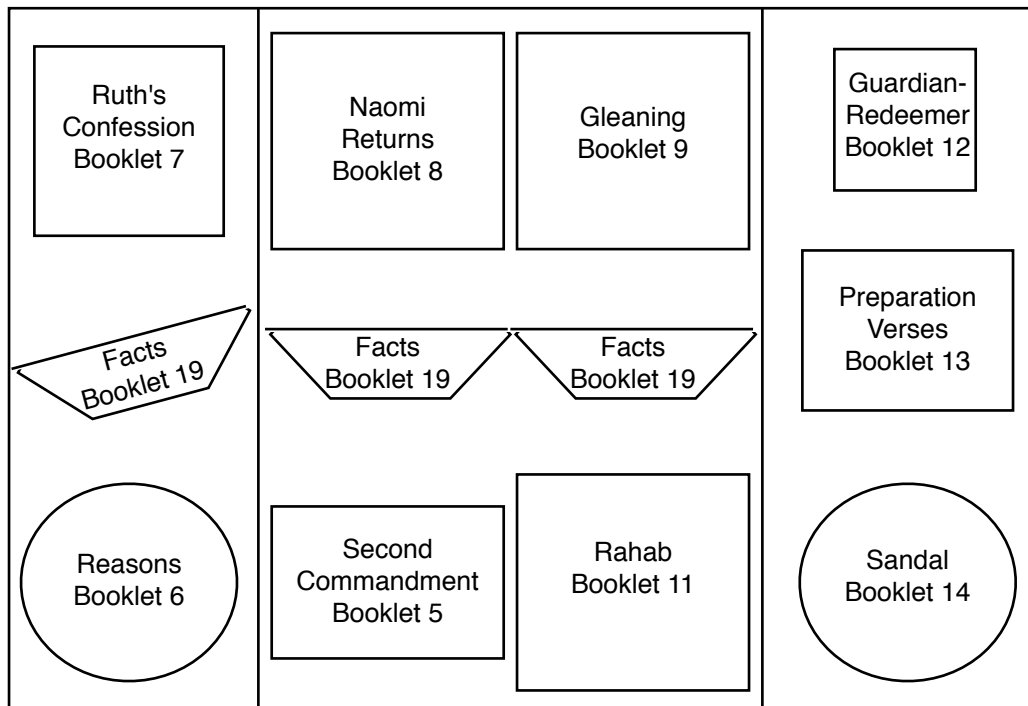


This is the "Layout" for your lapbook. The shapes are not exact on the layout, but you will get the idea of where each booklet should go inside your lapbook.

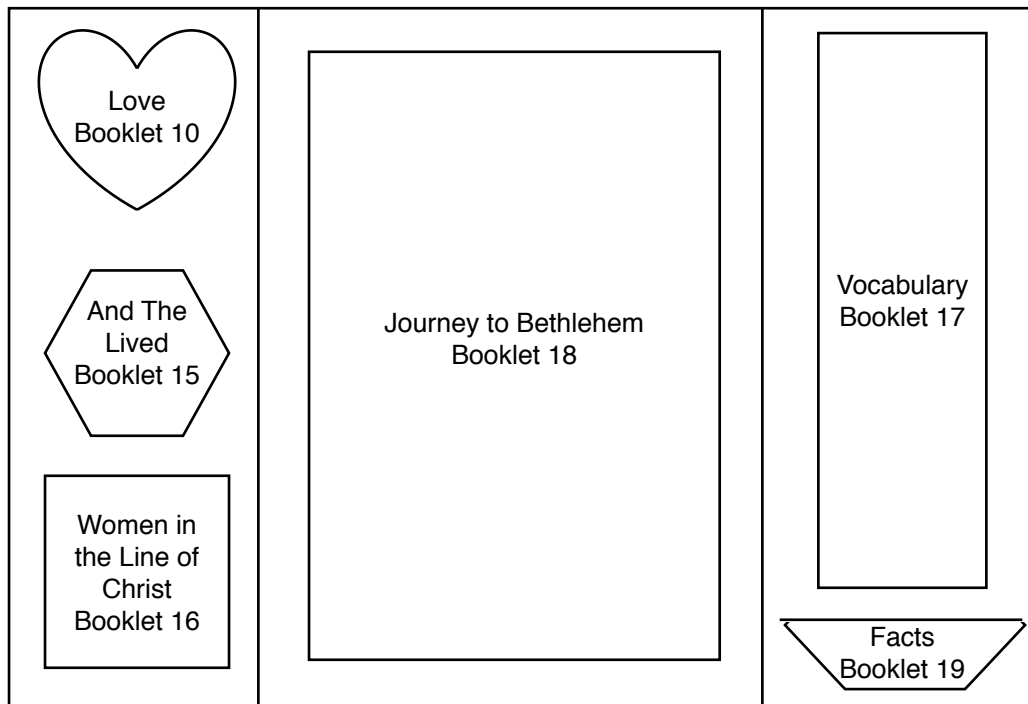
Inside of Folder #1:



Inside of Folder #2:



Inside of Folder #3:



Below you will find pictures of a completed Ruth Lapbook. YOUR lapbook will be laid out in the SAME way.

This should help in figuring out how to assemble the booklets and then how to put it all together!




Inside of Folder #1:



Inside of Folder #2:



Inside of Folder #3:



Ruth: The Bride of the Kinsman Redeemer

Student Instruction Guide

Booklet #1

*Booklet Title: Map

*Student Instructions: With a red pen or crayon, map a route from Bethlehem in Judea to Moab. Keep in mind that you would need to go around the Salt Sea (or Dead Sea). The terrain would be very steep and rugged. How many miles would this trip be? (Answer is in study guide.) How long do you suppose the trip would take on foot? Guess first and then look back here for the answer. (Modern day scholars believe the trip would have taken about 7 to 10 days on foot.)

*Completed booklet will be glued into Folder #1 (See Layout)

**Assembly Instructions: Cut out booklet and title around outer black line edges. Fold vertically on center black line. Glue title onto front of booklet. Glue booklet into folder.

Booklet #2

*Booklet Title: Books of the Bible

*Student Instructions: There will be a lot of scripture quoted in this study guide, from the Book of Ruth and elsewhere. Much of the history that is discussed comes from the first 8 books of the Bible. The first 5 (Genesis, Exodus, Leviticus, Numbers, and Deuteronomy) are the books of Law, and they tell the history from Creation until the founding of the nation of Israel, including the giving of the Law, and ending with the death of Moses. They roughly cover the time period 4000 BC - 1500 BC on a 6,000-year timeline. The next 3 books (Joshua, Judges, Ruth) are the first 3 of the 12 books of History in the Old Testament, and they cover roughly 400-500 years between Moses and the Kings of Israel. The Book of Ruth falls during the period of the Judges, somewhere around 1100 BC. Write the names of these 8 books inside Booklet #2, and commit them to memory.

*Completed booklet will be glued into Folder #1 (See Layout)

**Assembly Instructions: Cut out booklet around outer black line edges. Fold vertically on center black line so that the picture of the Bible is on the front of the booklet. Glue booklet into folder.

MAP

The distance from Bethlehem to Moab was approximately _____ miles.

How long do you think it would take to travel this distance on foot over steep, rocky terrain?

Guess: _____

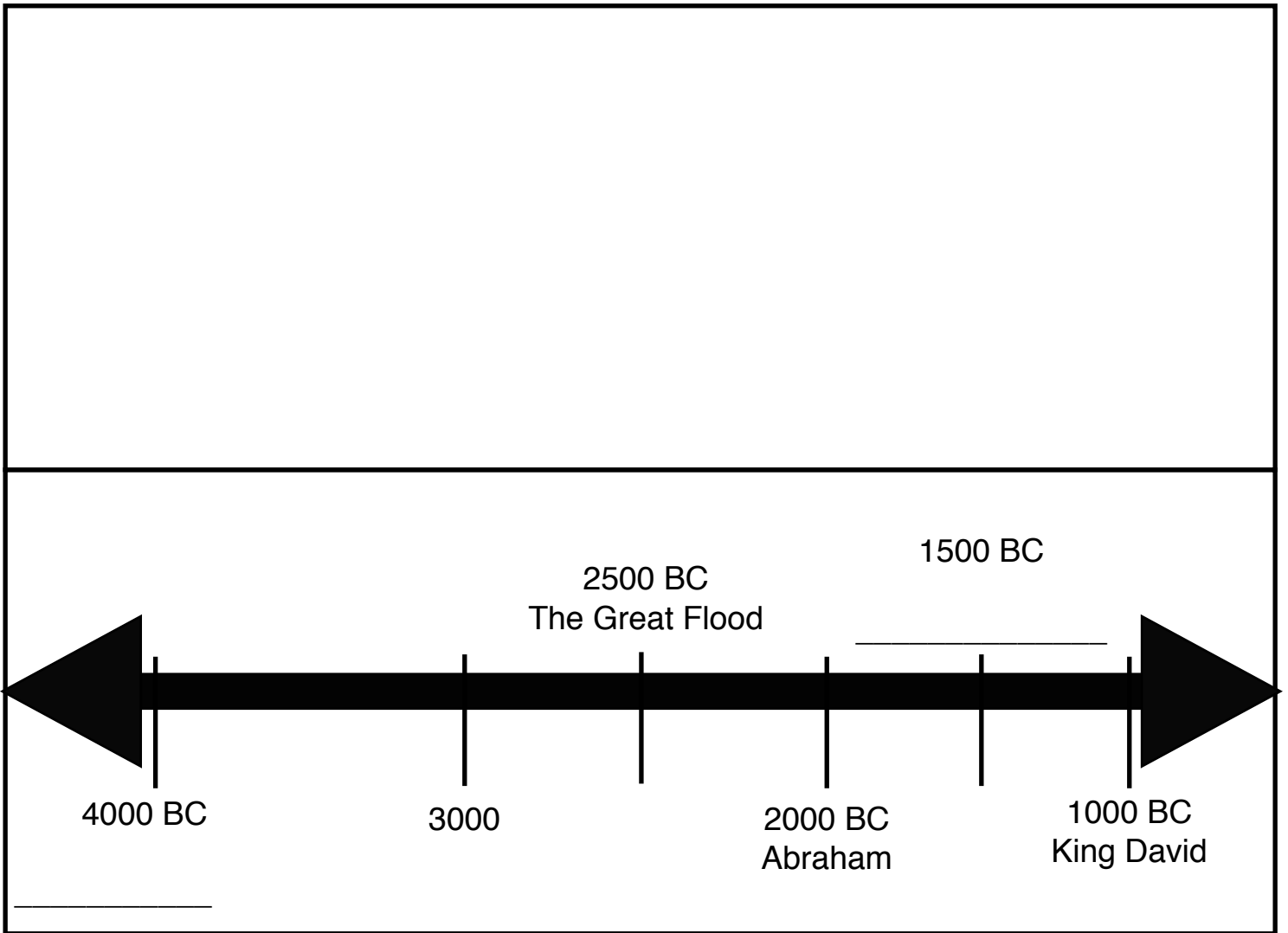
Actual: _____



Books of the Bible



Timeline



Ruth: The Bride of the Kinsman Redeemer

Lapbook

Study Guide



The book of Ruth is a beautiful love story set during the period of the judges, before Israel asked God for a king. While it most certainly is a glorious love story, there are also plenty of sadness, pain, and even death. I am excited to journey through this book with you and discover all we can learn from these Bible characters. If we read quickly through the book of Ruth, we will miss so much. We need to study and examine the details; so that is what we will do. After reading just the first verse, we will pause and look more closely at the background of the story.

Setting and Circumstances – Ruth 1:1

In the days when the judges ruled, there was a famine in the land. So a man from Bethlehem in Judah, together with his wife and two sons, went to live for a while in the country of Moab.

This verse brings up some questions. Why was there a famine among God's people? Why would He let that happen? We find the answer in the book of Judges.

After that whole generation had been gathered to their ancestors, another generation grew up who knew neither the Lord nor what he had done for Israel. Then the Israelites did evil in the eyes of the Lord and served the Baals. They forsook the Lord, the God of their ancestors, who had brought them out of Egypt.

They followed and worshiped various gods of the peoples around them. They aroused the Lord's anger because they forsook Him and served Baal and the Ashtoreths. In His anger against Israel the Lord gave them into the hands of raiders who plundered them. He sold them into the hands of their enemies all around, whom they were no longer able to resist.

Whenever Israel went out to fight, the hand of the Lord was against them to defeat them, just as He had sworn to them. They were in great distress. Then the Lord raised up judges, who saved them out of the hands of these raiders.

Yet they would not listen to their judges but prostituted themselves to other gods and worshiped them. They quickly turned from the ways of their ancestors, who had been obedient to the Lord's commands. Whenever the Lord raised up a judge for them, He was with the judge and saved them out of the hands of their enemies as long as the judge lived; for the LORD relented because of their groaning under those who oppressed and afflicted them.

But when the judge died, the people returned to ways even more corrupt than those of their ancestors, following other gods and serving and worshiping them. They refused to give up their evil practices and stubborn ways. Judges 2:10-19

In those days Israel had no king; everyone did as they saw fit. Judges 21:25

Now, isn't that sad? God disciplined His people with the hope that they would return to Him and worship and serve Him only. He does not share His glory with any other! He disciplines us because He loves us.

Know then in your heart that as a man disciplines his son, so the Lord your God disciplines you. Deuteronomy 8:5

My son, do not make light of the Lord's discipline, and do not lose heart when He rebukes you, because the Lord disciplines the one He loves, and He chastens everyone He accepts as His son." Hebrews 12:5b-6

"Blessed is the one You discipline, Lord, the one You teach from Your law." Psalm 94:12

So, as the story of Ruth begins, there is a famine, and there is Elimelek, who decided to move his entire family for a while and leave God's land to go to another land that God despised. Elimelek risked leaving a place of blessing to move to a cursed land and live among a cursed people – because food was scarce in Bethlehem.

Sounds risky, doesn't it? What he thought would be a temporary move would stretch to ten years before the Lord would provide food for His people. His faith was tested and he failed the test. He did not wait on the Lord.

Have you ever made a bad decision for what you thought was a good reason? What did you learn from the experience? We understand that Elimelek was concerned with his family starving, and we know that God brings about good for His people in all circumstances even when we have taken matters into our own hands.



Cast of Characters – Ruth 1:2

The man's name was Elimelek, his wife's name was Naomi, and the names of his two sons were Mahlon and Kilion. They were Ephrathites from Bethlehem, Judah. And they went to Moab and lived there.

From Bethlehem to Moab was a 50-mile journey. I want to stop right here, just for a moment, and share with you from Genesis how the nation of Moab began.

Lot and his two daughters left Zoar and settled in the mountains, for he was afraid to stay in Zoar. He and his two daughters lived in a cave. One day the older daughter said to the younger, "Our father is old, and there is no man around here to give us children—as is the custom all over the earth. Let's get our father to drink wine and then sleep with him and preserve our family line through our father."

That night they got their father to drink wine, and the older daughter went in and slept with him. He was not aware of it when she lay down or when she got up.

The next day the older daughter said to the younger, "Last night I slept with my father. Let's get him to drink wine again tonight, and you go in and sleep with him so we can preserve our family line through our father." So they got their father to drink wine that night also, and the younger daughter went in and slept with him. Again he was not aware of it when she lay down or when she got up.

So both of Lot's daughters became pregnant by their father. The older daughter had a son, and she named him Moab; he is the father of the Moabites of today. The younger daughter also had a son, and she named him Ben-Ammi; he is the father of the Ammonites of today. Genesis 19:30-38

As I am sure you know, it is never God's will that we produce off-spring through incest. This is detestable to the Lord. It was the sin of Lot's daughters that brought forth these wicked nations that rejected the one true God. They turned from the Lord and worshiped false gods.

*"Woe to you, Moab!
You are destroyed, people of Chemosh!
He has given up his sons as fugitives
and his daughters as captives
to Sihon king of the Amorites." Numbers 21:29*

God had warned the Israelites that they should never marry or have children with a Moabite, but they had not listened to the Lord.