

# *Jonah: The Reluctant Prophet*

## **Lapbook**

Designed for K-8th grades



Designed by Debra Haagen  
of Knowledge Box Central  
Edited by Cyndi Kinney



L-BCJON

Jonah: The Reluctant Prophet Lapbook  
Written by Debra Haagen  
Edited by Cyndi Kinney  
Copyright © 2014 Knowledge Box Central  
[www.KnowledgeBoxCentral.com](http://www.KnowledgeBoxCentral.com)



ISBN #

CD – 978-1-62472-247-9  
Printed – 978-1-62472-248-6  
Ebook – 978-1-62472-249-3  
Assembled – 978-1-62472-250-9

Publisher: Knowledge Box Central  
<http://www.knowledgeboxcentral.com>

All rights reserved. No part of this publication may be reproduced, stored in a retrieval system or transmitted in any form by any means, electronic, mechanical, photocopy, recording or otherwise, without the prior permission of the publisher, except as provided by USA copyright law.

The purchaser of the eBook or CD is licensed to copy this information for use with the immediate family members only. If you are interested in copying for a larger group, please contact the publisher.

Printed format is not to be copied and is consumable. It is designed for one student only.

Special thanks to Holly O'Leary, who was the original author of the Study Guide included in this product. It is being used with her permission and is now owned by Knowledge Box Central.

All information and graphics within this product are originals or have been used with permission from its owners, and credit has been given when appropriate. These include, but are not limited to the following: [www.iclipart.com](http://www.iclipart.com), Thinkstock Photos, and Art Explosion Clipart.

All scriptures are quoted from the New International Version unless otherwise indicated.

# How Do I Get Started?

First, you will want to gather your supplies. Depending on which format you purchased from us, you will need different supplies. So, take what applies, and skip over the rest.

## \*\*\* Printing:

\*Print instructions and study guide on white copy paper.



\*Print the booklet templates on 24# colored paper or 110# cardstock.

For some booklets, we have suggested specific colors or cardstock. You may choose to use those suggested colors, or you may choose to print on any color that you like.



## \*\*\* Assembly:

\*Folders: We use colored file folders, which can be found at Walmart, Sam's, Office Depot, Costco, etc. You will need between 2 and 4 file folders, depending on which product you have purchased. You may use manilla folders if you prefer, but we have found that children respond better with the brightly colored folders. Don't worry about the tabs....they aren't important. If you prefer, you can purchase the assembled lapbook bases from our website.

\*Glue: For the folder assembly, we use hot glue. For booklet assembly, we use glue sticks and sometimes hot glue, depending on the specific booklet. We have found that bottle glue stays wet for too long, so it's not a great choice for lapbooking.



\*Other Supplies: Of course, you will need scissors. Many booklets require additional supplies. Some of these include metal brad fasteners, paper clips, ribbon, yarn, staples, hole puncher, etc. You may want to add decorations of your own, including stickers, buttons, coloring pages, cut-out clipart, etc. The most important thing is to use your imagination! Make it your own!!



# Ok. I've Gathered the Supplies. Now How Do I Use This Product?

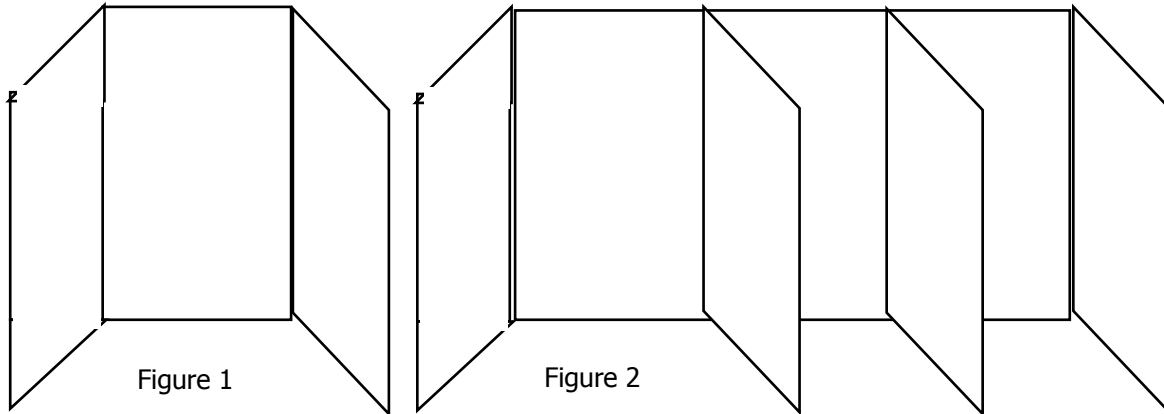
Inside, you will find several sections. They are as follows:

1. **Lapbook Base Assembly & Layout Guide:** This section gives instructions and diagrams and will tell the student exactly how to assemble the lapbook base and where to glue each booklet into the base. Depending on the student's age, he or she may need assistance with this process, especially if you choose to allow the student to use hot glue.
2. **Student Instruction Guide:** This section is written directly to the student, in language that he or she can understand. However, depending on the age of the child, there may be some parent/teacher assistance needed. This section will also tell the student exactly what should be written inside each booklet as he or she comes to it during the study, as well as telling the student which folder each booklet will be glued into.
4. **Booklet Templates:** This section includes ALL of the templates for the booklets.
5. **Study Guide:** This section is a great resource for the parent/teacher while teaching about the story of Jonah.

# Jonah: The Reluctant Prophet Lapbook

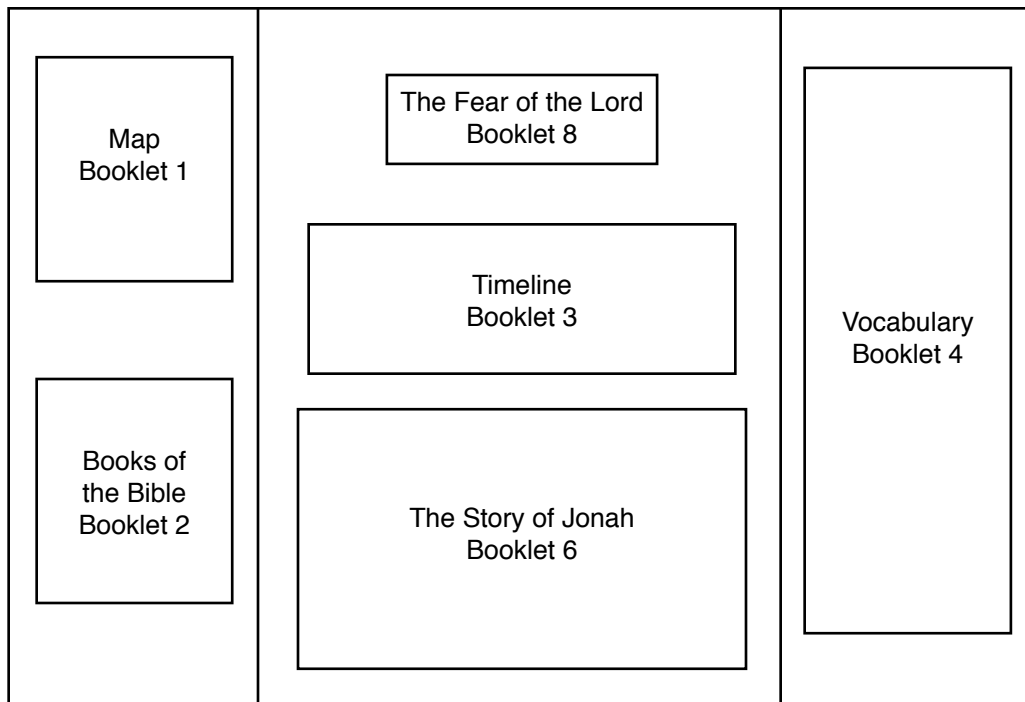
## Base Assembly & Layout Guide

You will need 3 folders of any color. Fold both sides toward the original middle fold and make firm creases on these folds (Figure 1). Then glue (and staple if needed) the backs of the small flaps together (Figure 2).

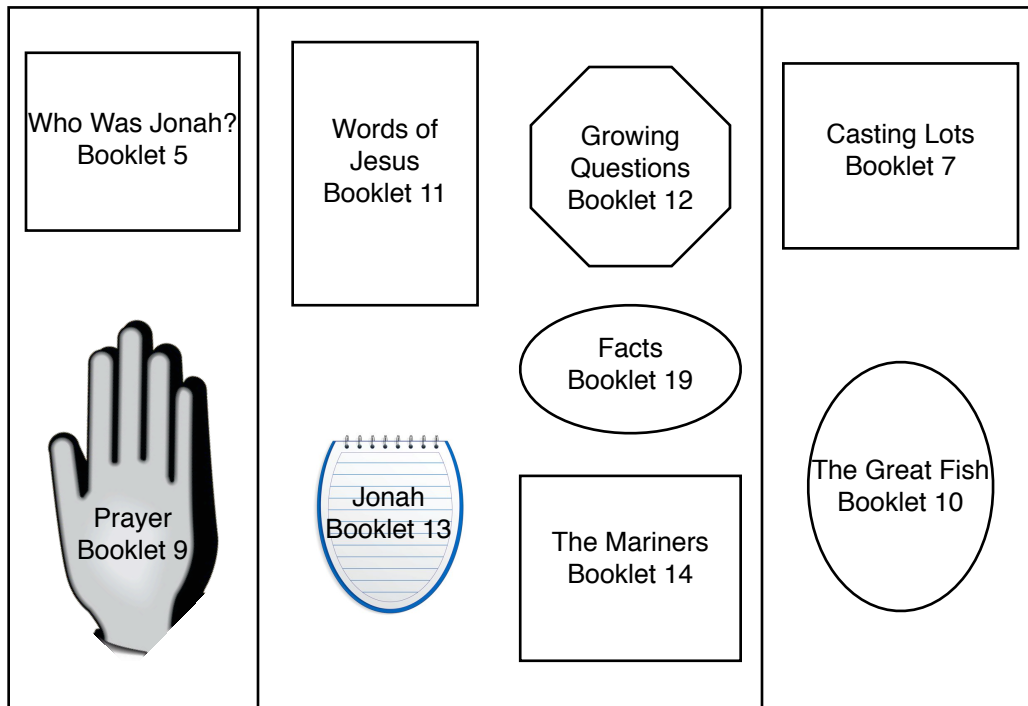


This is the "Layout" for your lapbook. The shapes are not exact on the layout, but you will get the idea of where each booklet should go inside your lapbook.

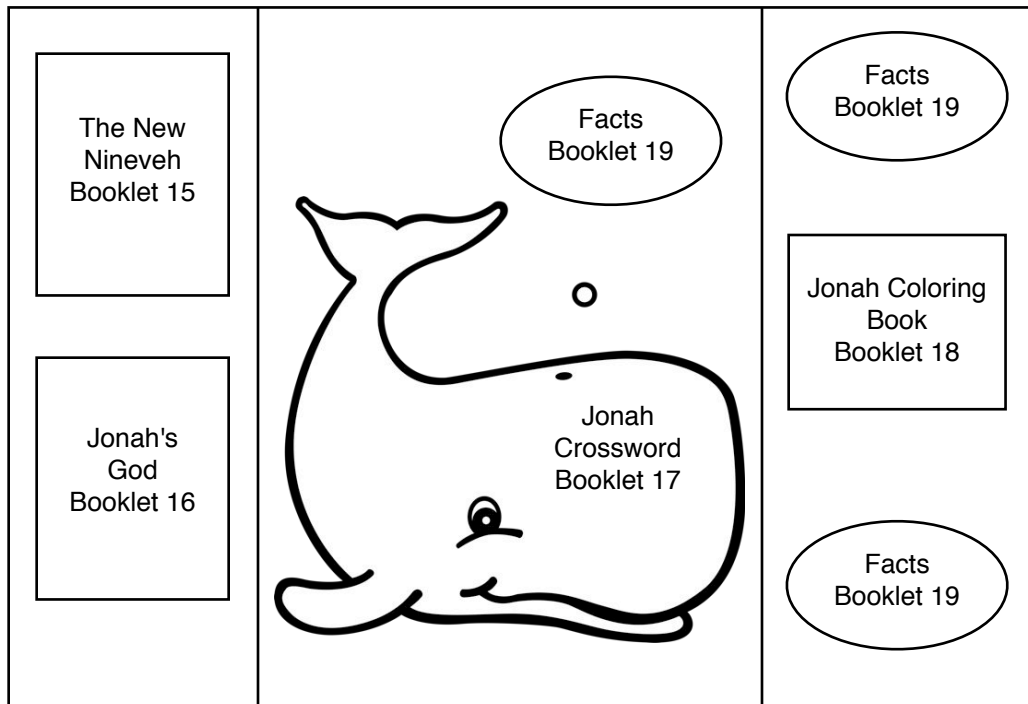
Inside of Folder #1:



Inside of Folder #2:



Inside of Folder #3:

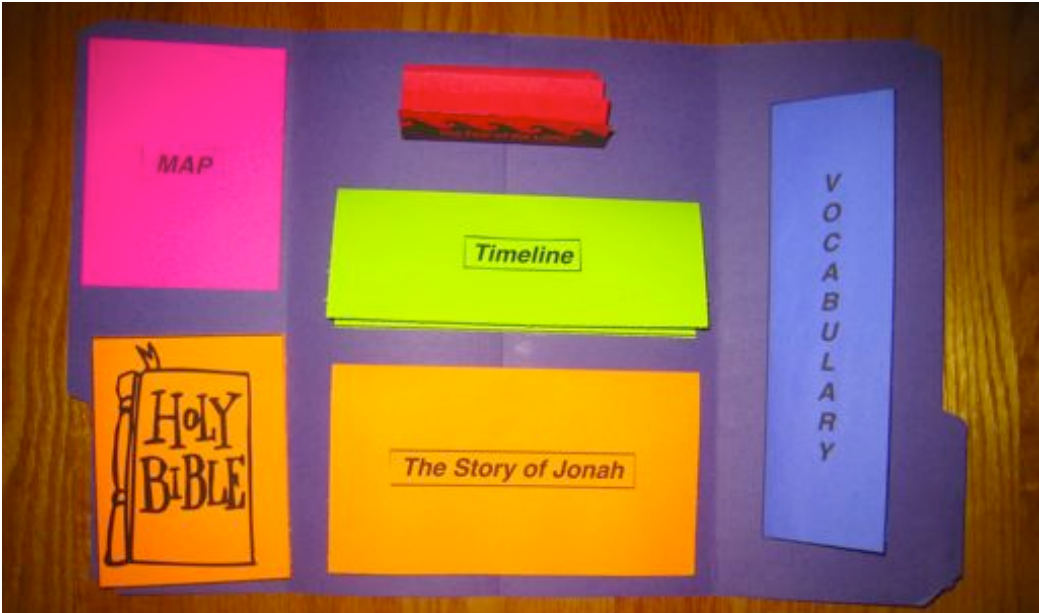


Below you will find pictures of a completed Jonah Lapbook. YOUR lapbook will be laid out in the SAME way.

This should help in figuring out how to assemble the booklets and then how to put it all together!



Inside of Folder #1:






Inside of Folder #2:



Inside of Folder #3:





# Jonah: The Reluctant Prophet

## Student Instruction Guide

### Booklet #1

\*Booklet Title: Map

\*Student Instructions: Jonah's hometown was Gath Hepher, which was in Galilee (II Kings 14:25). Gath Hepher was about 700 miles from the city to which God was sending Jonah. Instead, Jonah decided to flee in the opposite direction, to a city that was more than 2500 miles away, on the opposite end of the Mediterranean Sea. Fill in the names of the cities in the booklet. Color the map if you wish.

\*Completed booklet will be glued into Folder #1 (See Layout)

\*\*Assembly Instructions: Cut out booklet and title around outer black line edges. Fold horizontally on center black line. Glue title onto front of booklet. Glue booklet into folder.

### Booklet #2

\*Booklet Title: Books of the Bible

\*Student Instructions: There will be a lot of scripture quoted in this study guide, from the Book of Jonah and elsewhere. The books of the Old Testament are divided into five sections:

The Books of Law (5): Genesis, Exodus, Leviticus, Numbers, Deuteronomy

The Books of History (12): Joshua, Judges, Ruth, I & II Samuel, I & II Kings, I & II Chronicles, Ezra, Nehemiah, Esther

The Books of Poetry (5): Job, Psalms, Proverbs, Ecclesiastes, Song of Solomon

The Major Prophets (5): Isaiah, Jeremiah, Lamentations, Ezekiel, Daniel

The Minor Prophets (12): Hosea, Joel, Amos, Obadiah, Jonah, Micah, Nahum, Habakkuk, Zephaniah, Haggai, Zechariah, Malachi

The Books of the Minor Prophets are not less important than the Books of the Major Prophets. They are called the "Minor Prophets" because the books are much shorter.

Jonah is one of the Minor Prophets. Write the names of the 12 Minor Prophets in the booklet and commit them to memory.

\*Completed booklet will be glued into Folder #1 (See Layout)

\*\*Assembly Instructions: Cut out booklet around outer black line edges. Fold vertically on center black line so that the picture of the Bible is on the front of the booklet. Glue booklet into folder.

# MAP

Jonah's home in Gath Hopher was about 700 miles from

\_\_\_\_\_.

It was over 2500 miles from

\_\_\_\_\_.



# ***Vocabulary***

Prophet

Sovereignty

Nineveh

Repentance

Scapegoat

Gentiles

**V  
O  
C  
A  
B  
U  
L  
A  
R  
Y**

# Jonah: The Reluctant Prophet

## Lapbook

### Study Guide



He was swallowed by a whale, in the belly of a great fish for three days, and then spit out onto dry land?!? This is the childhood story of Jonah that I remember, and it is incredible! What is also incredible is that Jonah's story has very little to do with a whale. We will discover so much more as we dive into the sea and have a look at Jonah. Let's begin!

Jonah is a very short Bible book: its four chapters can be read in five minutes. Without a careful reading, however, we might miss the many lessons that God wants to share with us! First, we need a little background and history about Jonah so we can better understand this book. Let's start with some terms.

#### Terms

**Prophet** – A prophet was a spokesman for God; he spoke in God's name and by His authority (Exodus 7:1). Prophets were the mouths through which God spoke to men (Jeremiah 1:9; Isaiah 51:16), and what the prophets said was not of man but of God. Sometimes, prophets predicted the future so that when the prophecy came true, the people would know that the prophet was speaking for God; however, predicting the future was not the primary role of a prophet.

**Sovereignty** – God's absolute right to do all things according to His own good pleasure (Daniel 4:25, 35; Romans 9:15-23; 1 Timothy 6:15; Revelation 4:11).

**Nineveh** – First mentioned in Genesis 10:11, "*From that land he went to Assyria, where he built Nineveh...*" It is not mentioned in the Bible again until the days of Jonah, when it is described (Jonah 3:3; 4:11) as a great and populous city, and then the flourishing capital of the Assyrian Empire (2 Kings 19:36; Isaiah 37:37). This "*exceeding great city*" lay on the eastern or left bank of the river Tigris, along which it stretched for some 30 miles, with an average width of more than 10 miles, from the river to the eastern hills. This whole area is now one immense area of ruins. Since Nineveh occupied a central position on the great highway between the Mediterranean and the Indian Ocean, it united the East and the West. Wealth flowed into it from many sources, so it became one of the greatest of all ancient cities. It was a "super power" of the ancient world, the military capital of the Assyrian Empire, and it was full of all kinds of evil and wickedness.

**Repentance** – Repentance includes a true sense of one's own guilt and sinfulness; an acceptance of God's mercy in Christ; an actual hatred of sin (Psalms 119:128; Job 42:5-6; 2 Corinthians 7:10); turning from sin to God; and a persistent pursuit of a holy life: walking with God according to His commandments.

**Scapegoat-** The name given to the goat that was taken away into the wilderness on the Day of Atonement (Lev.16: 8-26). The priest made atonement over the scapegoat, laying Israel's guilt upon it, and then sent it away, the goat bearing "on itself all their sins to a remote place." (v. 22)

**Gentiles-** In general, all nations except for the Jews. In the course of time, as the Jews began more and more to pride themselves on their peculiar privileges, it acquired unpleasant associations, and was used as a term of contempt.

### **Who was Jonah?**

When Jonah first arrives on the scene, we meet him in the book of 2 Kings. He was a prophet who served during the reign of King Jeroboam II, one of the many wicked kings of the northern kingdom of Israel. The Israelites in the northern kingdom had turned their backs on the Lord and were rebelling against Him by worshiping idols. The great Assyrian Empire was just to the north of that kingdom. Israel was very concerned with keeping its independence apart from the empire. Her prophets were tasked by God with calling the people of Israel to repentance and also with delivering news of God's grace.

Jonah, in fact, was instrumental in delivering this news! We read in 2 Kings 14:25-27,

*He [Jeroboam II] was the one who restored the boundaries of Israel from Lebo Hamath to the Dead Sea, in accordance with the word of the Lord, the God of Israel, spoken through His servant Jonah son of Amittai, the prophet from Gath Hopher. The Lord had seen how bitterly everyone in Israel, whether slave or free, was suffering; there was no one to help them. And since the Lord had not said He would blot out the name of Israel from under heaven, He saved them by the hand of Jeroboam son of Jehoash.*

What a beautiful picture of God's grace. The people of Israel had treated God terribly; they were idol worshipers, and they were rebellious and wicked! But did God wipe them out? No. He loved His people. Jonah saw this perfect grace of God.

Unfortunately for Jonah, as we will soon discover, the scope of God's grace was not sinking in. Jonah had the knowledge of it, and he even saw God's amazing mercy firsthand. He should have known better! Let's see what happens.

