

# Vermont State History Lapbook Journal



Designed for  
6<sup>th</sup>-12<sup>th</sup> Grades,  
but could be  
adjusted for  
younger grade  
levels.

Written & designed by  
Cyndi Kinney & Judy Trout  
of Knowledge Box Central



Vermont History Lapbook Journal  
Copyright © 2012 Knowledge Box Central  
[www.KnowledgeBoxCentral.com](http://www.KnowledgeBoxCentral.com)



ISBN #

Ebook: 978-1-61625-628-9

CD: 978-1-61625-629-6

Printed: 978-1-61625-630-2

Publisher: Knowledge Box Central  
<http://www.knowledgeboxcentral.com>

All rights reserved. No part of this publication may be reproduced, stored in a retrieval system or transmitted in any form by any means, electronic, mechanical, photocopy, recording or otherwise, without the prior permission of the publisher, except as provided by USA copyright law.

The purchaser of the eBook or CD is licensed to copy this information for use with their immediate family members only. If you are interested in copying for a larger group, please contact the publisher.

Printed format is not to be copied and is consumable. It is designed for one student only.

All information and graphics within this product are originals or have been used with permission from its owners, and credit has been given when appropriate. These include, but are not limited to the following: [www.iclipart.com](http://www.iclipart.com), and Art Explosion Clipart.



# Vermont State History Lapbook Journal

Thanks for purchasing this product. Please check out our Lapbook Journals for other states. The Lapbook Journals are designed for 6<sup>th</sup>-12<sup>th</sup> grades but could be adjusted for use with younger students.

Please also check out our Lapbooks for each state. The Lapbooks are designed for K-8<sup>th</sup> grades.

We are designing these products, Lapbook Journals and Lapbooks, so that they follow the same Study Guide. This will allow for a family to study State History TOGETHER, with each age group using the product (Lapbook Journal or Lapbook) that best suits that group. The parent may teach from ONE Study Guide and allow each student to document what he is learning in his own way.

# How to Use This Product:

- 1. Supplies:** Gather the following supplies: 3-ring binder (2 inches), scissors, white paper, colored paper, light colored cardstock, glue, staples & stapler, ribbon, hole punch, metal brad fasteners (optional), and crayons or colored pencils. (If you purchased the printed format of this product, then you will need all of the listed supplies except the paper.)
- 2. Brochures/Pamphlets:** Contact a Chamber of Commerce or travel agent within your state, and request brochures and pamphlets. Place a pocket inside your binder, and keep your brochures and pamphlets there. During your study, you may refer to these to help with answering the questions. You may also choose to cut out some of the words or pictures from them and decorate the pages of your notebook.
- 3. Study Guide:** This guide contains an overview of this state's history. Websites where you can find additional information are included on the last page of the Study Guide.
- 4. Journal Pages:** These pages contain many questions that you will need to answer during your study of this state's history. There are 2 blank pages at the end of this section, and these are for your State Report. This will be a short essay that tells a brief overview of what you have learned during your study. You may add pages, as needed.
- 5. Lapbook Pages:** This is where you will create 6 booklets that further document what you have learned during your study. If you enjoy hands-on projects, you may complete these and glue them on the last 2 pages of this section. If you choose not to complete these booklets, then we suggest that you make sure to cover the requested information in your State Report in the previous section.

# **Vermont State History Lapbook Journal**

**The following  
pages contain the  
Study Guide**

**Print on white paper.**

# Vermont State History Lapbook Journal Study Guide



The Great Seal of Vermont

If there is one word that describes Vermont and its inhabitants, it is "independent". Vermonters have retained that independence by fighting off claims to their territory by neighboring states. The heroics of Ethan Allen and his Green Mountain Boys kept their neighbors at bay, and by 1777 Vermont had drawn up its own constitution as a free and independent state.

Further asserting the independent thinking of the state, Vermont became the first state to outlaw slavery. The Georgia state legislature proclaimed that Vermont was so independent that "the whole state should be made into an island and towed out to sea." And even before the United States declared war on Germany, the Vermont legislature did so itself.

The tradition of independence carries on to the present day, as Vermonters continue to jealously guard every person's right to be free thinkers. Amidst the beautiful scenery of Vermont's hills and valleys, individualism and independence remain strong.

## **STATE NAME**

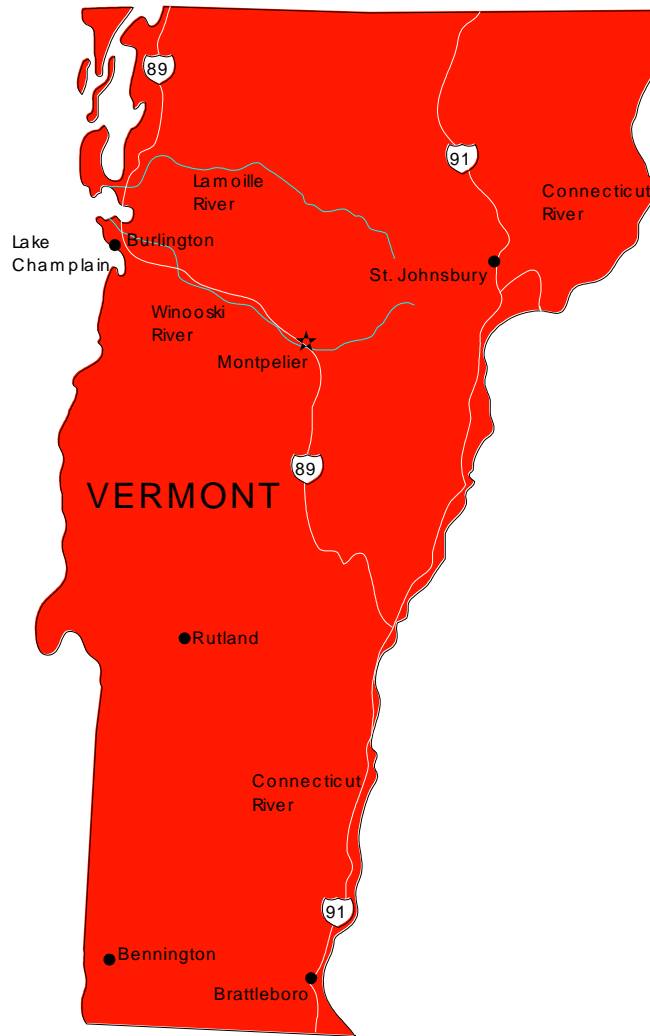
Vermont is an English form of the name that French explorer Samuel de Champlain gave to Vermont's Green Mountains on his 1647 map. He called them "Verd Mont" meaning green mountain.

## **STATE CITIZENS**

People who live in Vermont or who come from Vermont are called Vermonters.

## **STATEHOOD**

In 1777 Vermont declared itself an independent republic. Fourteen years later, on March 4, 1791, the Continental Congress declared Vermont the fourteenth state, making it the first state to join the Union.



Map of Vermont – Capital, Major Cities and Rivers

## STATE CONSTITUTION

The Constitution of the State of Vermont is the fundamental body of law of the U.S. State of Vermont. It was adopted in 1793 following Vermont's admission to the Union in 1791 and is largely based upon the 1777 Constitution of Vermont which was ratified at Windsor in the Old Constitution House. At 8,295 words, it is the shortest U.S. state constitution.

The first chapter is a "Declaration of Rights of the Inhabitants of the State of Vermont," was drafted in 1777, and is followed by a "Plan or Frame of Government" outlining the structure of governance with powers distributed between three co-equal branches: executive, legislative and judiciary.

Prior to 1791 Vermont was an independent state, known as the Vermont Republic, governed under the Constitution of the Vermont Republic. The Vermont Constitution was in 1777, and remains, among the most far reaching in guaranteeing personal freedoms and individual rights. It is the first constitution in the New World to prohibit slavery, guarantee universal manhood

suffrage regardless of property ownership, and universal free education, a mandate for public funding of primary and secondary education available to all citizens.

The Vermont Republic's constitution's Declaration of Rights of the Inhabitants of the State of Vermont anticipates the United States Bill of Rights by a dozen years.

The Vermont General Assembly has the sole power to propose amendments to the Constitution of Vermont. An amendment must originate in the Senate, where it must receive a two-thirds vote. After passing the Senate, it must also receive a majority vote in the House. Any amendment that passes both Houses, must be repassed by majority votes, after a newly elected legislature is seated; again, first in the Senate, then in the House. The proposed amendment must then be passed by a majority of the state's voters at a referendum. Only every other Senate session may initiate the amendment process. Thus, Senates elected in off-year (i.e. non-Presidential) elections may initiate amendments, but not Senates elected during Presidential elections. (Vermont Constitution, Chapter 2, Section 72)

*Source: [http://en.wikipedia.org/wiki/Constitution\\_of\\_Vermont](http://en.wikipedia.org/wiki/Constitution_of_Vermont)*

## **STATE GOVERNMENT**

The State of Vermont follows the classic pattern of American government, with three distinct branches: The Legislative Branch (the lawmakers), the Executive Branch (the Governor and State departments) and the Judicial Branch (the courts and the judges). Each branch is sovereign in its own area of responsibility, but it is also influenced by the checks and balances from the other branches.

### *Legislative Branch*

The legislature, which meets in regular session every year, is composed of two bodies: the House of Representatives with 150 members and the Senate with 30 members. Representatives and senators are elected to two-year terms. The legislature enacts the laws that govern the state. Laws so enacted must be approved by the governor. The legislature may override a governor's veto by a two-thirds vote of both houses.

### *Executive Branch*

The elected officials of the Executive Branch are the Governor, Lieutenant Governor, Secretary of State, State Treasurer, Auditor of Accounts and Attorney General. Each official is elected to office for a term of two years. The governor functions as the chief executive officer overseeing all administrative departments of the executive branch.

The lines of authority within an executive branch agency or department start with an agency secretary or department commissioner, who is appointed by and responsible to the Governor, and who is responsible for the overall operation of an agency or department. The secretary or commissioner may be assisted by a deputy. A department is generally comprised of divisions each headed by a director. The divisions, in turn, are typically divided into sections headed by chiefs and may be further divided into units headed by supervisors.



### *Judicial Branch*

The judicial power of the state is vested in the Supreme Court, Superior Court, and such other courts as may be provided by law. The Supreme Court consists of one chief justice and four associate justices, who are appointed by the governor and confirmed by the legislature for six-year terms.

[http://humanresources.vermont.gov/services/new\\_employee\\_orientation/government\\_organized](http://humanresources.vermont.gov/services/new_employee_orientation/government_organized)

## **U.S. CONGRESSIONAL DELEGATION**

The legislative branch of the United States government makes laws for our nation and raises and distributes money to run the United States government. The most evident part of the legislative branch is the United States Congress. Congress is divided into two parts, called houses. The two parts are the Senate and the House of Representatives. Congress is referred to as a bicameral body because it is made up of two houses. The Latin roots of the word bicameral, "bi" and "cameral," mean two chambers or rooms.

Members of the Senate are called Senators and members of the House of Representatives are called Representatives. Senators and representatives serving in these two bodies are sometimes referred to as congressmen, or women, and sometimes as legislators because their business is to legislate or make laws. The role of the legislative branch is defined in the United States Constitution.

Each state elects people to represent them in the United States Congress in Washington, DC. The citizens of each state elect two senators to represent them in the Senate. They also elect representatives to represent them in the House of Representatives. The number of representatives each state sends to the House of Representatives is not a specific number like the Senate, but is based on the population of the state. The people, that are elected to represent the state's citizens in the United States Congress, are referred to as the Congressional Delegation.

There are 100 senators in the U.S. Senate. Each is elected to a term, in the Senate, of six years. There are 435 representatives in the U.S. House of Representatives. Each is elected to a term, in the "House," of two years.

The citizens of Vermont elect two people, like every other state, to represent them in the Senate and one person based on Vermont's current population in the most recent federal census, to represent them in the House of Representatives.

## STATE SEAL

Vermont's great seal was designed by Ira Allen and accepted by the General Assembly in 1779. A new seal made in 1821 included much of the basic design of the original seal, but was not as symbolic in character. The current seal (adopted in 1937) is a precise reproduction of the original design

The rows of wooded hills indicate the Green Mountains; the sheaves and cow are symbols of agriculture; the wavy lines at the top and bottom represent the sky and water. The central focus of the seal is a pine tree (pine trees at that time were impressive, often standing a hundred feet above surrounding trees).



## STATE CAPITAL (Montpelier)

Montpelier is the capital city of Vermont and the county seat of Washington County. The population was 7,855 at the 2010 census. By population, Montpelier is the smallest state capital in the United States. The Vermont History Museum and Vermont College of Fine Arts are located in Montpelier.

The Vermont State House is located on State Street on the western edge of downtown Montpelier, a block north of the Winooski River. It is the seat of the legislative branch of Vermont government. Set against a wooded, the building and its distinctive gold leaf dome are easily visible while approaching Montpelier.



A careful restoration of the Vermont State House began in the early 1980s led by curator David Schütz and the Friends of the Vermont State House, a citizens' advisory committee.

The general style of the building is Neoclassical and Greek Revival and is furnished in American Empire, Renaissance Revival, and Rococo Revival styles.

Some rooms have been restored to represent latter 19th century styles including the "Aesthetic Movement" style.

## VERMONT'S THREE STATE HOUSES

### *A Brief History*

Vermont did not always have a state house, or for that matter, a state capital. From 1777 when the Republic of Vermont was founded during the early years of revolution, until 1807, Vermont's General Assembly met 46 times in 14 different towns.

In 1805 Montpelier was chosen as the "permanent seat of the legislature for holding all their sessions." There were two conditions. First, Montpelier had to give land for the capitol. Second, the State House was to be built by September, 1808.

Thomas Davis and Montpelier's first permanent settler, Col. Jacob Davis, donated the land, and the first State House was built on it at a cost of \$9,000. It was a three-story wooden meetinghouse-type structure located near the present site of Vermont's Supreme Court building.



*The first State House*

The first State House had steep winding staircases flanking recessed galleries on its front facade, and a belfry surmounting its hipped roof. Warmed by a two-story stove in the center of its single legislative chamber, members of the General Assembly sat at pine desks on plank seats with straight backs. One historian notes that many of the desks and much of the building itself were "whittled out of use" by legislative jackknives. At any rate, the building deteriorated and was outgrown by the state's emerging bicameral legislature, so it was torn down.

Vermont's second State House, designed by Ammi Young, was completed in 1838 at a cost of \$132,000.

With a front portico modeled after the temple of Theseus in Greece, this classically-inspired building displayed a low saucer-shaped Roman dome and was the perfect embodiment of the chaste principles that typified the Greek revival fashion then sweeping the country.



*The second State House*

This State House was constructed of Barre Granite. It took a team of four horses and a yoke of oxen 18 hours to deliver a load of granite and return to the Barre quarries about ten miles away.

Built on an elevated site blasted out of the hillside, the State House enjoyed a stronger foundation and grander approach. The high ground would also serve to protect the building from the flooding of the Winooski River across the road.

On a cold night in January, 1857, a fire, caused by the wood-burning heating system, destroyed nearly everything within the granite walls. Ultimately the walls themselves would come down, leaving only the Grecian portico to be incorporated into the design of the third State House.

The third and present State House was built on the same site as the second. Its basic plan is similar to Young's, but it was built on a larger scale with a distinctly different ornamental scheme reflecting the Renaissance Revival style popular at the time. This State House was constructed over a two and a half year period, cost \$150,000, and was dedicated in 1859. Additions in the rear date from 1888, 1900, and 1987.

*Source: <http://www.leg.state.vt.us/sthouse/history.htm>*

## STATE MOTTO

The state motto of Vermont is "Freedom and Unity."

## STATE FLAG

Vermont was the fourteenth state to be admitted to the union. It was admitted in 1791.

In 1792, Kentucky was admitted to the union. At this time, the United States Flag displayed thirteen stars and thirteen stripes. In 1794, the national Congress changed the official design of the United States Flag to include fifteen stars and fifteen stripes representative of the two new states of the union.



Vermont was the fourteenth state to be admitted to the union. It was admitted in 1791. In 1792, Kentucky was admitted to the union. At this time, the United States Flag displayed thirteen stars and thirteen stripes. In 1794, the national Congress changed the official design of the United States Flag to include fifteen stars and fifteen stripes representative of the two new states of the union.

Proud to be a member of the United States, the first Vermont Flag, a state militia flag, was created in October, 1803. Tennessee and Ohio had been admitted to the union at this time and,

perhaps anticipating the national Congress, Vermont's first flag was created with seventeen stripes and seventeen stars in the tradition of the U.S. Flag. The word "VERMONT" was spelled out in upper case letters above the stars and stripes. Fifteen years later in 1817, the national Congress stepped back and authorized the current flag design of thirteen stripes and a star for each state.

Vermont went back to the drawing board and authorized a new design on October 20, 1838. This new design continued to align with that of the U.S. Flag. This new design reduced the number of red and white stripes from seventeen to thirteen. Instead of a star for each state, however, the union contained one large white star on a blue field. Within the confines of the star was displayed the Vermont Coat of Arms. This flag remained as the official state flag until 1919.

Eventually Vermonters began to desire a more unique state flag that would not be so easily confused with the flag of the United States when hanging from a pole. As the idea for a change became more prominent, it was found that the flag authorized in 1838, was not ever really used to any extent and that not many were even aware of its existence. The flag carried by Vermont regiments in the Civil War, the Spanish American War and at the outbreak of World War I was a flag that displayed the Vermont State Coat of Arms on a blue field. This design had customarily been carried as the Governor's flag.

And so, in 1919, the third Vermont State Flag was authorized. This third design displayed the Vermont State Coat of Arms on a blue field. This is the Vermont State Flag as we know it today.

## STATE NICKNAME

*The Green Mountain State*

This well-known nickname for the state of Vermont is in reference to the Green Mountains named by Samuel de Champlain in 1647. Currently, this nickname is displayed on Vermont license plates as seen on the 1997 plate to the right. Earlier plates pleaded "See Vermont" or simply stated "Green Mountains."

## STATE BIRD

The hermit thrush (*Catharus guttatus*) was adopted as the official state bird of Vermont by an act of the Legislature in 1941, effective June 1, 1941.

The Hermit Thrush was selected because it has a distinctive sweet call, and because it is found in all 14 Vermont counties. The bird's usual habitat is the ground and low branches of shrubs and trees in woodland areas.




**Vermont State History  
Lapbook Journal**

**The following  
pages contain the  
Journal Pages**

**Print on white paper.**

# Vermont



Label the capital city, major cities, and major bodies of water.

When did this state become a state? \_\_\_\_\_

Rank in statehood: \_\_\_\_\_

Capital city &  
its population:

Northern border: \_\_\_\_\_

Southern border: \_\_\_\_\_

Eastern border: \_\_\_\_\_

Western border: \_\_\_\_\_

Total area:

\_\_\_\_\_

State's rank in size  
(area):

\_\_\_\_\_

State's total population: \_\_\_\_\_

City with largest population: \_\_\_\_\_

State's rank in population: \_\_\_\_\_

Number of Counties:

\_\_\_\_\_

**Vermont**





## State Flag

Draw the state flag above.

### State Flag Information:

When adopted: \_\_\_\_\_

Colors: \_\_\_\_\_



Specific design: \_\_\_\_\_

History: \_\_\_\_\_

\_\_\_\_\_

\_\_\_\_\_

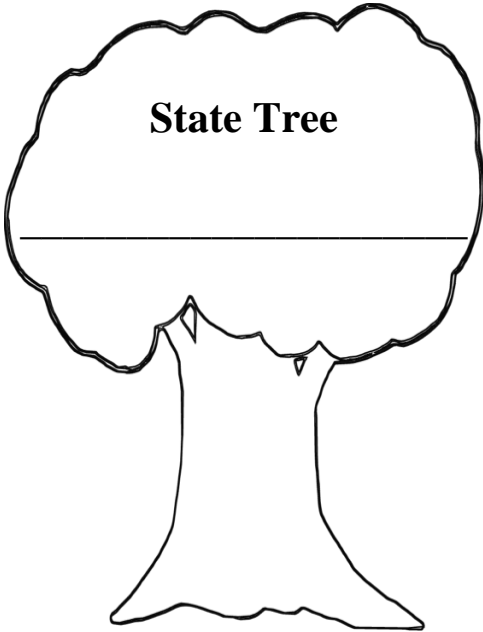

# Vermont



**State Flower**

Draw the state flower above.

**State Symbols**



**State Tree**

Draw the state tree above.

**Vermont**

**Vermont State History  
Lapbook Journal**

**The following  
pages contain the  
Lapbook Pages**

On the pages in this section, you will find:

**1. Pictures of completed Lapbook Page:**

This is just a SAMPLE (The one in the picture is for Alabama, but each state will have the same booklets).

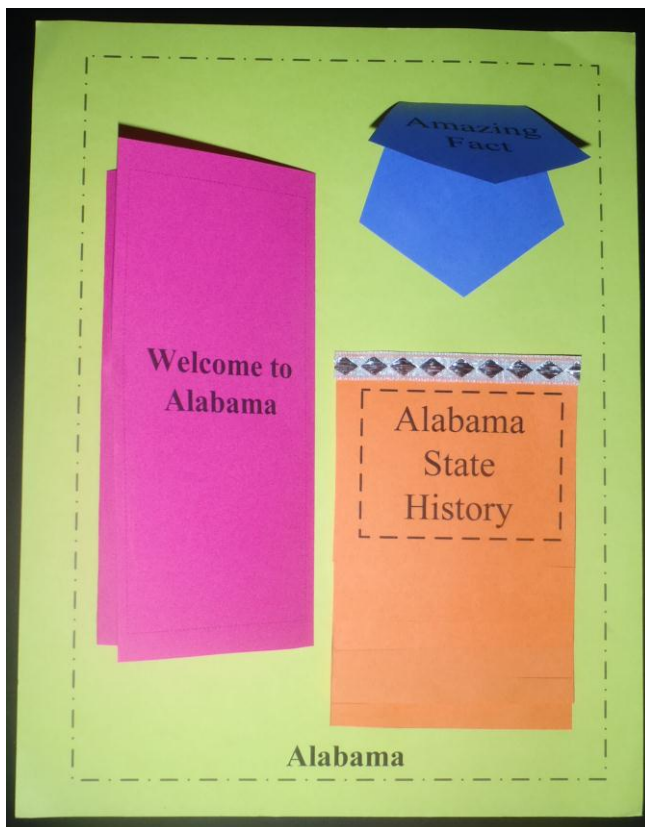
**2. Lapbook Booklet Instructions:** This is where you will find instructions for cutting out, assembling, and completing each booklet.

**3. Lapbook Booklet Templates:** Each booklet will be labeled so that you can easily find them when reading through the Lapbook Booklet Instructions. Print these on colored paper.

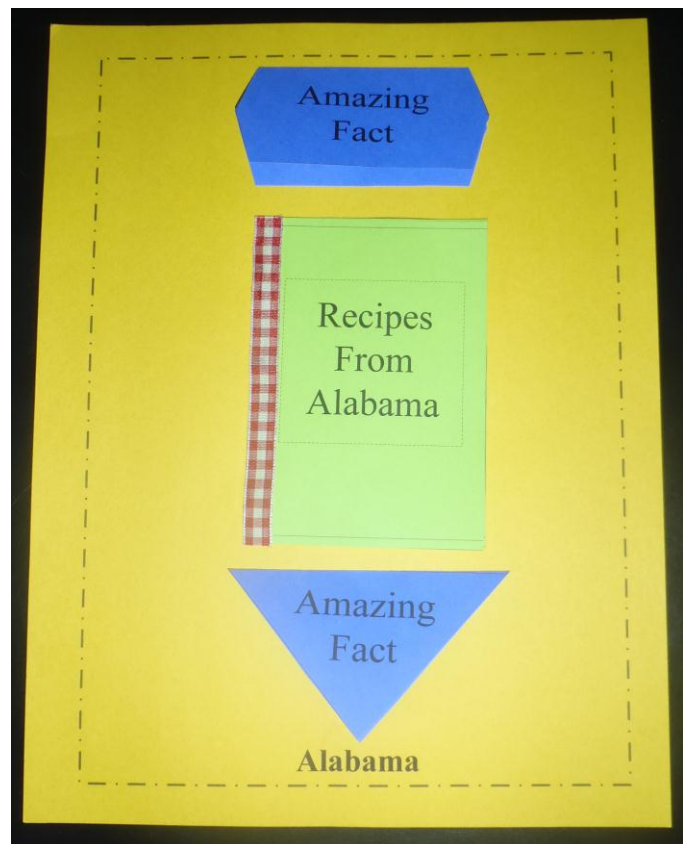
**2. Lapbook Background Pages** – This is where you will glue each of your Lapbook Booklets. We suggest printing this page on white or another light color of cardstock.

# Vermont State History Lapbook Journal Lapbook Pages

This is a SAMPLE of completed Lapbook Pages.  
You may choose to arrange your booklets  
differently. Be creative!



**Page 1**



**Page 2**

# Vermont State History

## Lapbook Journal

### Lapbook Pages

#### **Booklet #1: State History**

**Assembly Instructions:** Cut out each page along the outer black lines. Stack the pages so that the title is on top and the pages get longer toward the back of the stack. Along the top of the stack, secure with staples. You may choose to cover the stapled area with a ribbon like in the picture. Instead of staples, you may choose to punch 2 holes and secure with metal brad fasteners or tie a ribbon.




**Completion Instructions:** During your study of this state, you have learned about many different aspects of the state's history. Inside this booklet, tell what you remember from your study. You may choose to also draw/glue pictures in this booklet. Notice how each page is a little longer than the one before. This creates "tabs" on the bottom of each page. Use this space (bottom of each page) to write the subject of what you will tell about on each page. For example, you may want to label one page "War" or "Constitution" or whatever you choose.

#### **Booklet #2: State Brochure**

**Assembly Instructions:** Cut out each page along the outer black lines. Tri-fold this booklet so that the title is on the front.

**Completion Instructions:** There are so many wonderful places to visit and facts to know about each state. Pretend that you are creating a travel brochure that would be seen by people who were considering visiting this state. Inside (and on the outside) this booklet, tell about all of the reasons that someone should visit. You may choose to draw and/or glue pictures also.

Vermont  
State  
History





**Welcome to  
Vermont**