


Counting Apples Clip Cards (0-10)



CC-CAP010

Created by:
Cyndi Kinney

Counting Apples Clip Cards (0-10)

© 2017 Knowledge Box Central

www.KnowledgeBoxCentral.com

Publisher: Knowledge Box Central

<http://www.knowledgeboxcentral.com>

All rights reserved. No part of this publication may be reproduced, stored in a retrieval system or transmitted in any form by any means, electronic, mechanical, photocopy, recording or otherwise, without the prior permission of the publisher, except as provided by USA copyright law.

The purchaser of the eBook is licensed to copy this information for use in a single classroom or homeschool ONLY. If you are interested in copying for a larger group, please contact the publisher.

All information and graphics within this product are originals or have been used with permission from its owners, and credit has been given when appropriate. These include, but are not limited to the following: www.edu-clips.com, [Creative Clips by Krista Wallden](#), [Sonya DeHart Graphics From The Pond](#), [The Cher Room](#), [Dorky Prints](#), [Erin Cobb I'm Lovin Lit](#), [Ashley Hughes](#), [Chikabee](#), [Daily Art Hub](#), [Glitter Meets Glue Designs](#), [Ramona M Graphics](#), [Teaching In The Tongass](#), [The Painted Crow](#), [Zip-A-Dee-Do-Dah](#), [Dancing Crayon Designs Sticky Foot Studios](#), [Oh So Random](#), [Painted Crow](#), [Candy Class](#), [Whimsy Clips](#), [Pink Cat Studio](#), [Alina V Design](#), [Melonheadz](#), [My Happy Place](#), [Ta-Doodles Illustrations](#), and [Paula Kim Studio](#).



Counting Apples Clip Cards (0-10)

Teacher Instructions:

Cut out and laminate (optional) each Clip Card. You will need the 11 Clip Cards plus 11 clothes pins (or other type of clip) for your student to complete the activity. Have the student count the number of apples in the tree on the left side of the card and then attach a clip to the corresponding number on the right side of the card. When not in use, keep the Clip Cards and clothes pins in a small plastic box. We have included a title card that you may glue or tape to the front of the box for labeling. This is a great activity for math centers!




Counting Apples Clip Cards (0-10)



Student Instructions:

1. Take out the Clip Cards and the clothes pins.
2. Look at the image of the tree on the left side of the Clip Card, and count the apples.
3. On the right side of the Clip Card, find the correct number.
4. Place the clothes pin on that number.




6

0

4

7




8

3

4

1




2

9

5

3




1

4

3

7




4

6

3

7




6

5

3

7



10

9

6

3




5

10

7

8




9

10

8

7




8

9

10

7




6

9

10

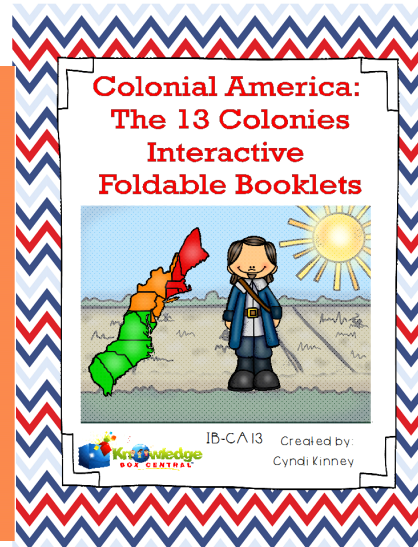
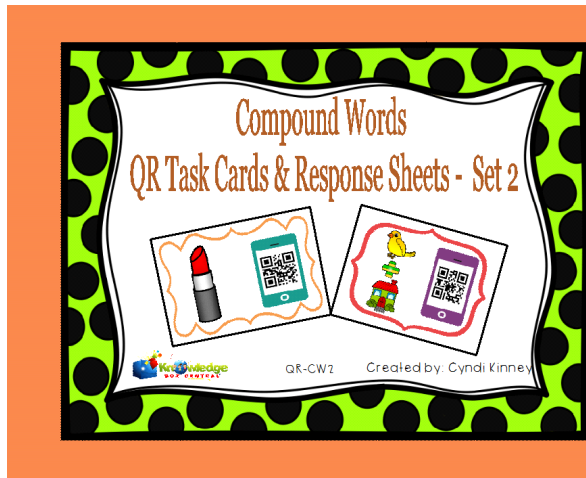
8

Use as
label



Counting
Apples
Clip Cards
(0-10)

Check out more of our
INTERACTIVE products!



Don't Miss a Thing!

Subscribe To Our Newsletter Today

New subscribers receive a FREE eBook coupon!

www.knowledgeboxcentral.com