


Preschool Learning Letter by Letter

Letter A



By: Rachel Sarafin



AB-PLLA

Preschool Learning Letter By Letter: Letter A
Copyright © 2015 Knowledge Box Central
www.KnowledgeBoxCentral.com



Author: Rachel Sarafin
Editor: Cyndi Kinney

ISBN #
Ebook: 978-1-62472-000-0

Publisher/Owner: Knowledge Box Central
<http://www.knowledgeboxcentral.com>

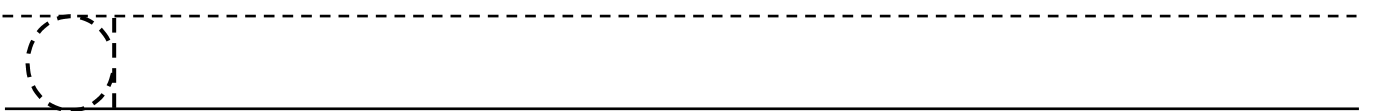
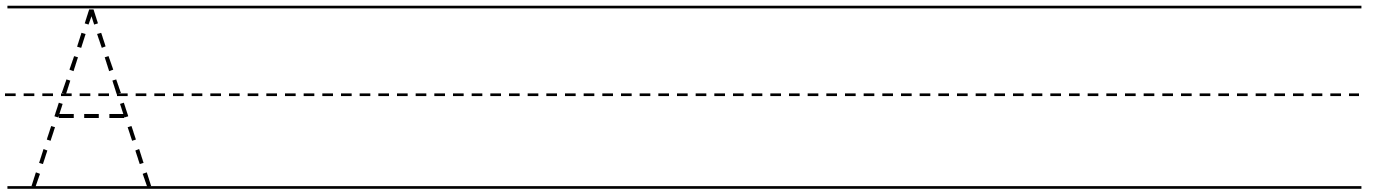
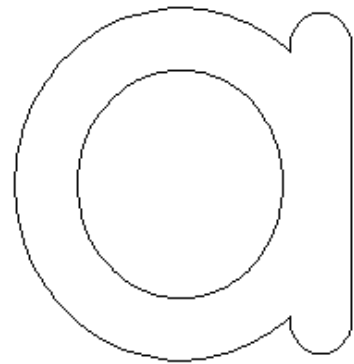

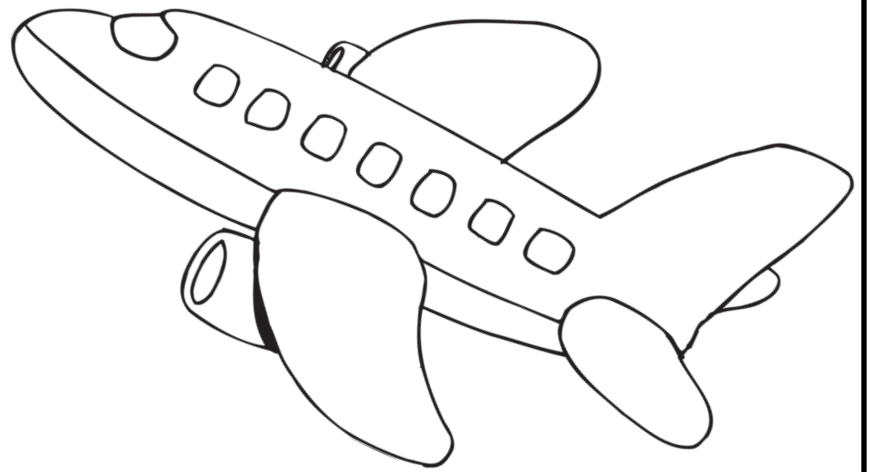

All rights reserved. No part of this publication may be reproduced, stored in a retrieval system or transmitted in any form by any means, electronic, mechanical, photocopy, recording or otherwise, without the prior permission of the publisher, except as provided by USA copyright law.

The purchaser of the eBook is licensed to copy this information for use with the immediate family members only. If you are interested in copying for a larger group, please contact the publisher.


The entire alphabet series will be available as a package in Ebook, CD and printed formats.

All information and graphics within this product are originals or have been used with permission from its owners, and credit has been given when appropriate. These include, but are not limited to the following: www.iclipart.com, Art Explosion Clipart, and www.clipart.com.

This book is dedicated to my students - past, present, and future - as well as my sister, who is an aspiring early childhood educator, my parents, who taught me to love learning, and my husband, who supports me in my desire to stay home and write. I am here today because of the encouragement and inspiration that each of these people provided!



A





A is for

alligator

A-MAZE-ing A!

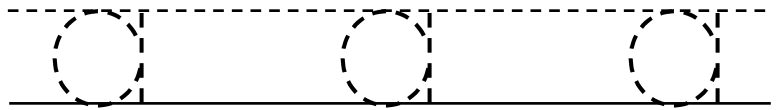
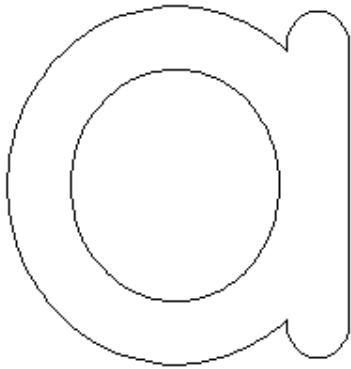
The angel is lost! Will you help her get back to the clouds?



A is for

Angel

lowercase a



and

angry


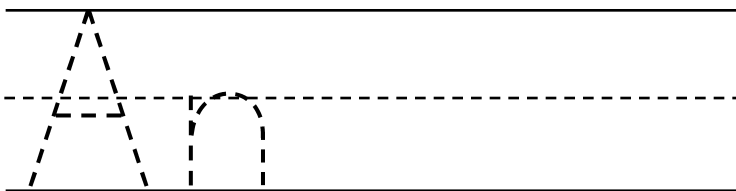
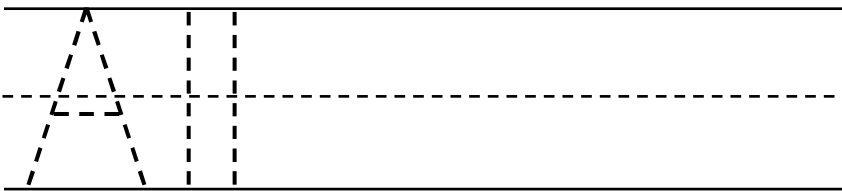
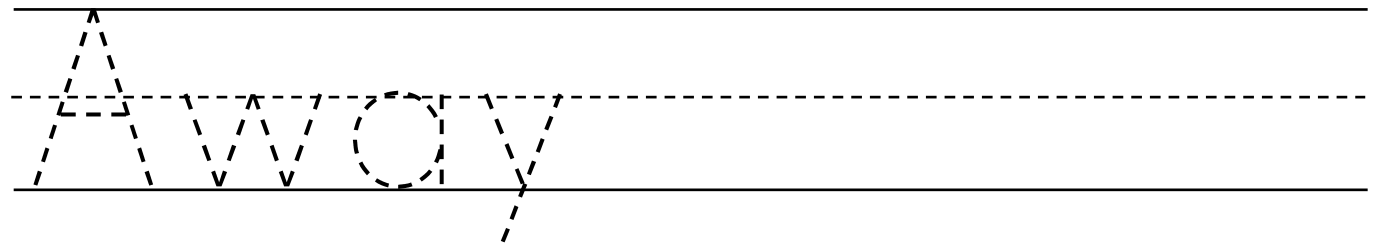
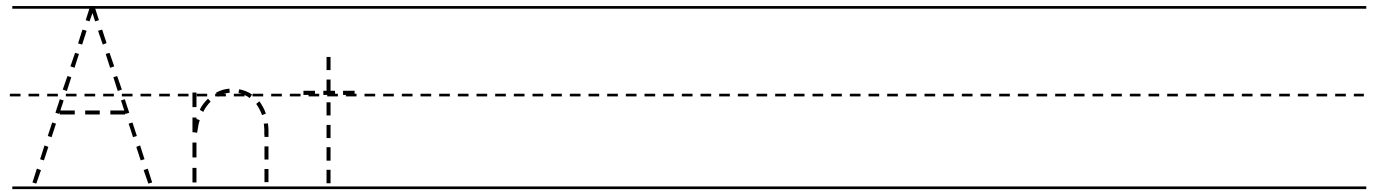
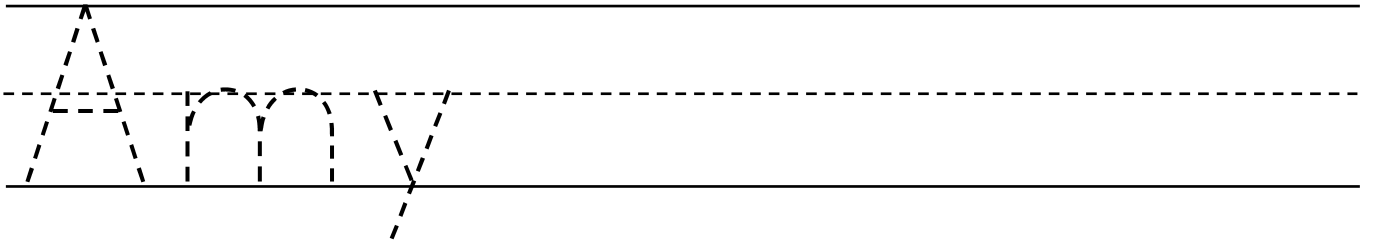
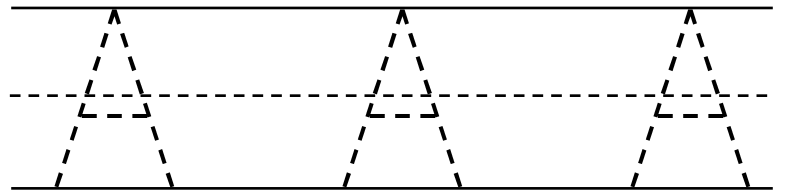
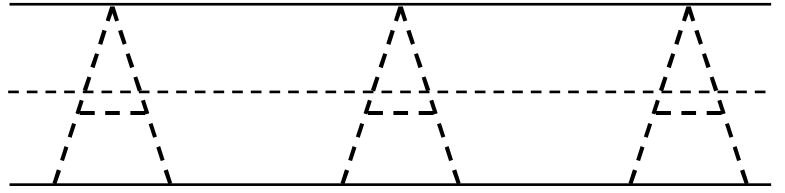

animals

am

ask



Capital A



Notebooking Pages

The following three pages are designed to be used for notebooking activities. Below are answers to some commonly asked questions about notebooking, as well as suggestions for use.

What is Notebooking?

Notebooking is a fun way for a child to creatively document what he or she is learning. Generally speaking, notebooking involves both visual and written elements and is very similar to creating an educational journal or scrapbook.


How Do I Use These Pages?

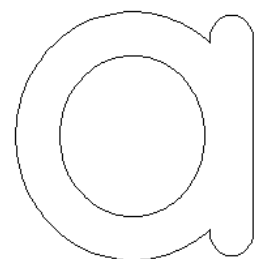

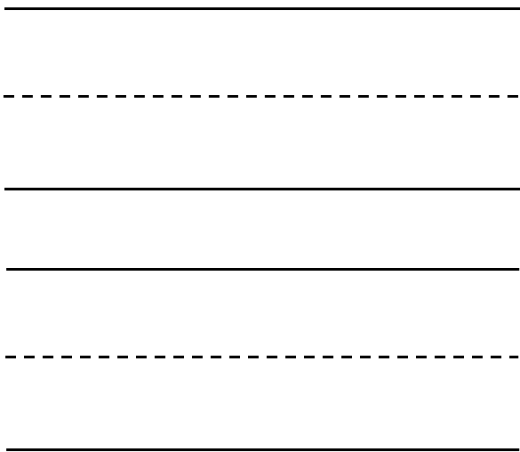
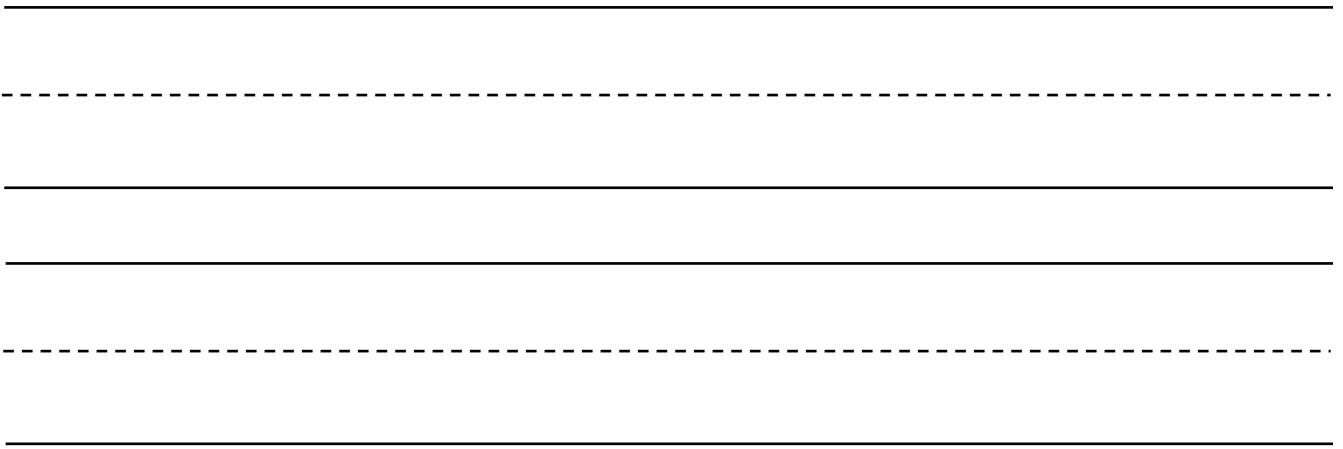

There is no right or wrong way to use these pages. Allow your child to truly make these pages his or her own, and encourage individuality!

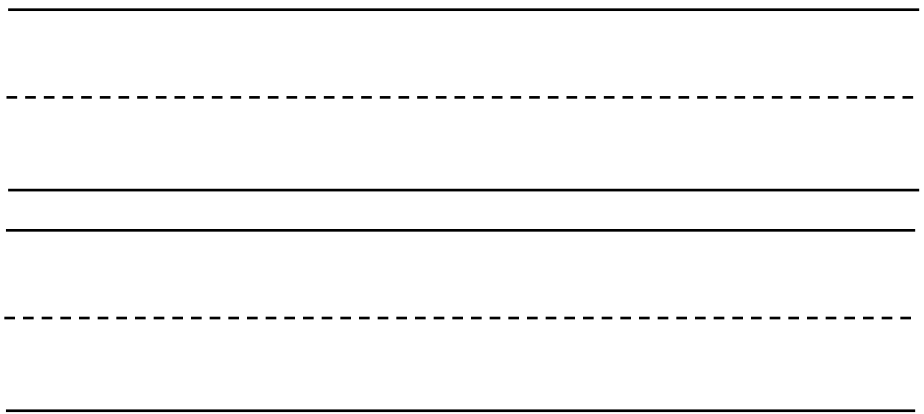





We recommend drawing or gluing pictures of things that start with the letter A in the boxes provided. Think creatively! You may wish to use stickers, stamps, or other scrapbooking supplies. On the lines next to the picture, you can help your child write a caption describing the picture, or simply ask them to write the word several times.

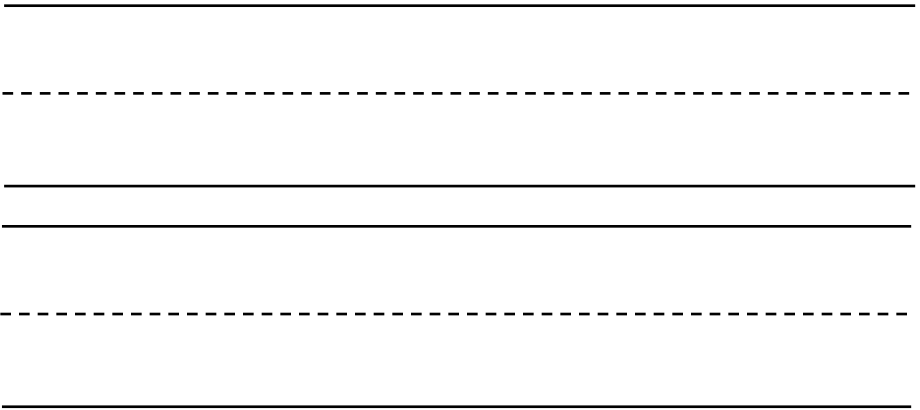
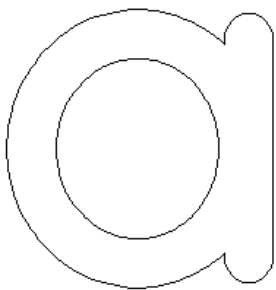




What if I Need More Pages?

Feel free to photocopy the notebooking pages as many times as necessary while completing this unit.









Letter Story

Read the story. Then find and circle each letter Aa!




Amanda is an Angelfish. She lives in the Atlantic Ocean by North America. Amanda has two sisters named Annie and Ariel. They play hide and seek with Alex, the Albatross. Sea anemones are their favorite places to hide! Have you ever been to the Atlantic Ocean?



Aa Letter Search

Draw a red circle around each capital A.

Draw a blue square around each lowercase a.







Long & Short Aa

“Long A” says its name!

Color things that start with a LONG A blue.

Color things that start with a SHORT A yellow.



Aa Word Search

Can you find the words in this puzzle that start with the letter Aa? Circle them in the puzzle, and then cross them off of the list!



apple

ant

ark

ankle

all

ask

after

awe

and

Lapbook Booklets

Use these booklets to create an *Alphabet Binder*. If you complete all the *Learning Letter by Letter* activity books you will have a binder that has each letter in it!

You may use any binder you'd like or as many as you like. If you'd like to use one binder then we would suggest 1.5" binder.

Booklet 1 - Apricot Strips

Make a healthy snack that starts with Aa! Cut the booklet out along the outside black line. Fold in half and glue onto your letter A page in your binder! In the booklet draw a picture of your Apricot Strip or take a picture of your Apricot Strip and glue it in the booklet!

Apricot Strips

1 tsp lemon juice

2 cups diced fresh apricots

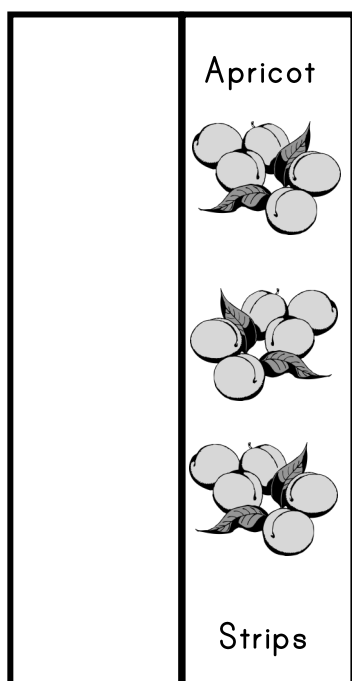
1/2 cup sugar

Preheat oven to 150 degrees.

Combine ingredients in sauce pan until sugar dissolves. Put in blender and blend until smooth.

Cover a jelly roll pan or cookie sheet in plastic wrap. Spread puree evenly. Using a spoon or tongs to prop oven door open slightly. Bake for 4-6 hours.

It is done when the puree is dry. Cut into strips and store in airtight container.



Variation: Use half to a full banana instead of sugar for sweetness!

Booklet 2 - Asteroid

Cut along the outside line of the circles. Fold in half and glue onto your letter A page in your binder. Write a fact about asteroids in the booklet!

Facts about **Asteroids**:

Asteroids are small bodies of rock and minerals that orbit the Sun in our Solar System.

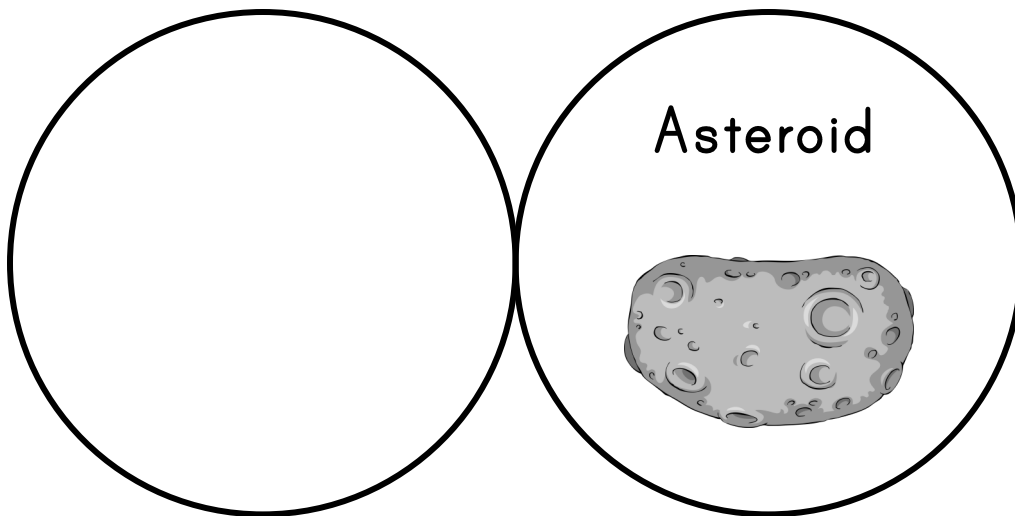
Asteroids can vary in size, from about 30 feet to thousands of feet.

The Asteroid Belt is between Mars and Jupiter. This "belt" contains thousands of asteroids. It is called a belt because it goes in a circle around the sun.

There are three kinds of asteroids. C-type, made of clay and silicate, rocks. S-type, made of silicate and nickel-iron rocks and M-type, made of nickel-iron.

Each day, 100 tons of material from asteroids and comets hits Earth! The majority of it is destroyed as it passes through our atmosphere.

Asteroids can have moons of their own!



Booklet 3 - Ants

Cut along the outside line of the booklet. Fold in half and glue into your letter A page in your binder. Write your favorite ant fact in the booklet!

Ant Facts

Ants are small invertebrates. Invertebrates are animals that do not have a backbone.

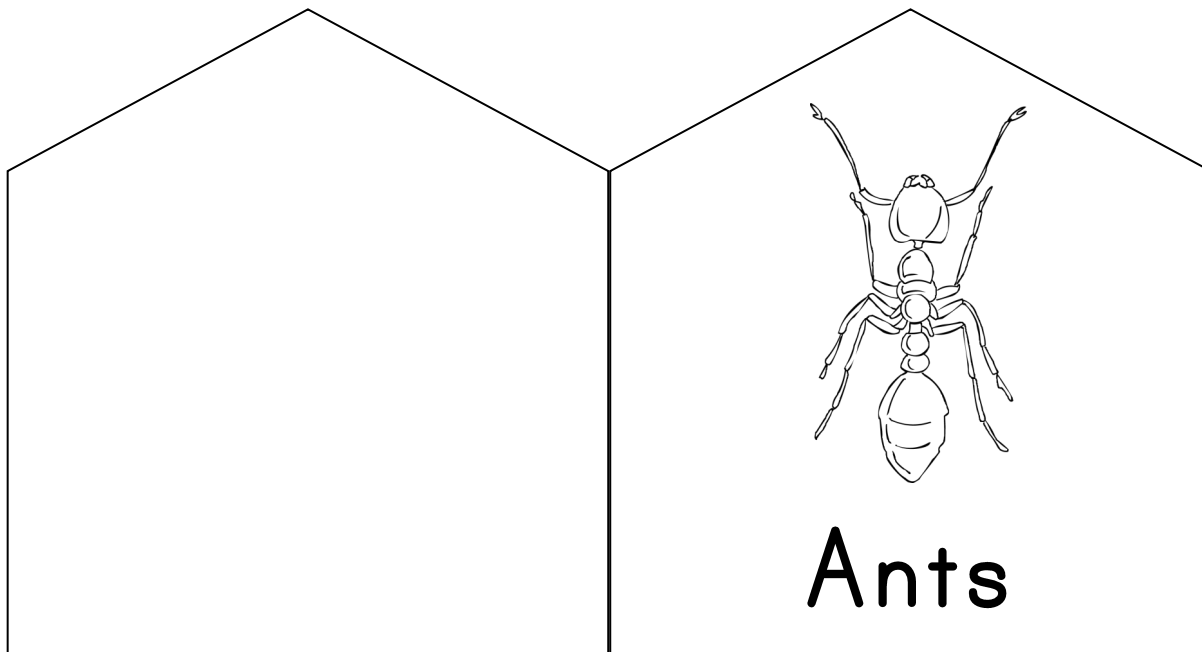
The only places you will not find ants are in the Arctic Circle and Antarctica!

There are more than 12,000 (*twelve thousand*) recognized species of ants in the world. The estimate to actual species is 14,000 (*fourteen thousand*).

Ants come in many colors. Red and black are the most common. They can come in yellow, white, brown, green and even a bluish color!

Ants can vary in size from $\frac{3}{10}$ of an inch to 2 inches.

Ants live together in things called colonies. They are usually underground in elaborate tunnel systems. The colonies can get very large. One known colony was 26 feet deep, 500 square feet wide and had over 7 million ants.



Extension Activities

Math

A is for addition. When you have one item, and add it to another, you now have two items! This mean $1+1=2$! Take some small pieces, like candies, marshmallows or blocks, and practice adding!

Science

A is for Aurora Borealis, also called the Northern Lights. These are caused from wind from the Sun and energy from Earth. They can be seen in the northern part of Earth.

<https://www.youtube.com/watch?v=FcfWsj9Onsl>

Social Studies

A is for Amerigo Vespucci! Amerigo Vespucci was an Italian explorer in the late 1400's. The Americas were named after him by a German cartographer (map maker).

<https://www.youtube.com/watch?v=Od9as8HR5Go>

Art

A is for Art! There are all kinds of art. Painting, sculpting, pencil, pastels, charcoal, crayons and more! Even nature makes art! Spiders make pretty webs! Take your favorite item (called a medium in art) to make a picture with and make art! Use crayons to make a rainbow or markers to draw your family. Look out your window and draw anything you'd like! You have made art!

Record your learning experiences! Encourage your child to draw or paste memories and findings on the notebooking templates, which can be found at the beginning of the book (near the tracing pages)!

Letter Aa Hide and Seek!

Print out the following two pages on card stock. If you use regular paper to print then glue two of them together or glue it on construction paper.

Have your child(ren) hide their eyes. Take the A's and hide them around the house. Let them find as many T's as they can!

Variations:







Print out copies of other letters and hide those too. Give out a small reward like mini marshmallows, chocolate chips or other small treat only if they pick out the correct letter!

Print out the letters on regular paper. Cut them out. Tape them up on the walls, windows and anything else at the child's eye level. Have the child find all the capital A's and take them down. Then find all the lower case a's. Give a small reward once done!

Have the child take the A's and tape them to objects they find around the house or outside that begin with the letter A!

Take letters from the previous activity books and tape them up. Have your child gather them in alphabetical order!





a

a

a

a

a

a

Read, Sing & Play!

Recommended Reading

- *Dr. Seuss ABC* by Dr. Seuss
- *Aqualicious* by Victoria Kann
- *Iggy Peck, Architect* by Andrea Beaty
-

Songs and Music for Teaching the Letter Aa

Music makes everything more fun! Sing and listen to the following songs and masterpieces with your children. You may wish to play the “listening” pieces during rest or play time. You may also wish to provide your children with ribbons, scarves, or simple musical instruments to dance with!

All of these can be found on YouTube for free!

- The Letter A Song by ABCMOUSE.com
- Letter A Song by Have Fun Teaching
- The Letter A Story And Song by Teehee Town

Let's Play & Act it Out!

Direct your children to act out the following “A” animals and actions As you do, be sure to remind them of how each action or animal starts with the letter A!

- Crawl like an alligator!
- Swim like an angel fish!
- Fly like an airplane!



“Aa” Word List

Looking for more ideas? Use this list of “Aa” words to inspire additional unit studies, activities, or field trips! You can also use these words to make up non-sense stories, poems, and songs with your child.

Objects

Airboat
Angel
Alarm
Axle
Artifact
Art
Anvil
Atom
Arm
Armpit
Ankle
Ark
Antler
Anchor
Arrow
Autograph
Automobile
Atlas
Address
Appetizer
Axe

Foods

Apricot
Allspice
Applesauce
Almonds
Avocado

Animals

Alligator
Ape
Anteater
Armadillo
Ant
Antelope
Angelfish

Adjective

Emotions

Alone
Absent
Abuzz
Acrid
Adrift
Aided
Akimbo
Aloof
Any

Actions

Aim
Avoid
Aid
Avert
Answer


Places

North America
Argentina
Australia
Austria
Arizona

People

Johnny Appleseed
Aesop

If You Enjoyed This Book...
Check Out The Rest of
the Series!



Preschool Learning
Letter by Letter

Don't Miss a Thing - Subscribe To Our Newsletter Today

New subscribers receive a FREE eBook coupon!

www.knowledgeboxcentral.com