

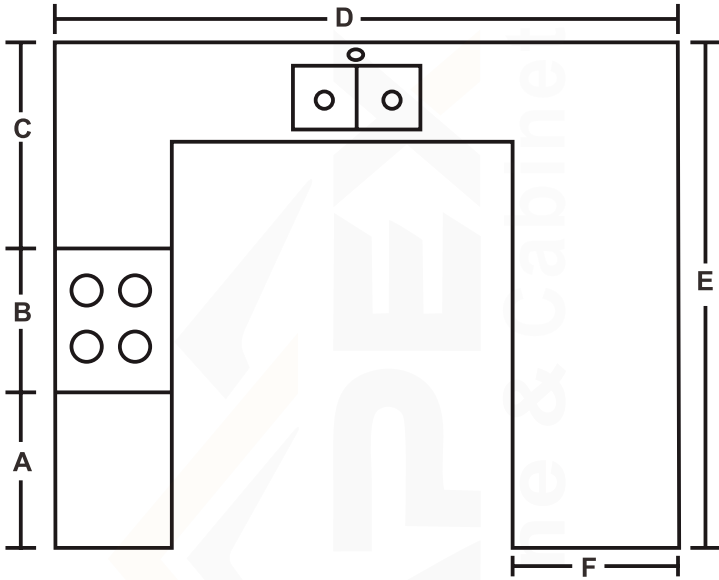
Apex Stone & Cabinet

Measuring Countertops

Instructions:

1. Select the design that most closely represents your kitchen.
2. Measure each portion ***in inches*** and record it onto to the corresponding letters.
3. ****For islands, please note if you want overhang or not.**

Feel free to use the notes section on the back for any specifications (i.e. bar tops, additional areas, etc).



A. Size: _____

B. Stove: _____

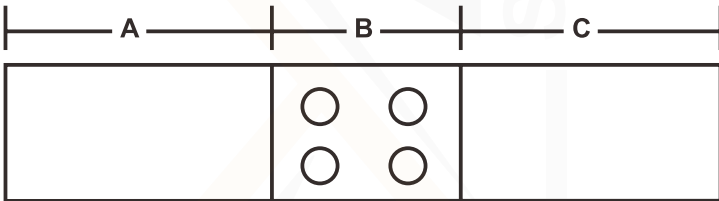
Cook top: _____

C. Size: _____

D. Size: _____

E. Size: _____

F. Size: _____



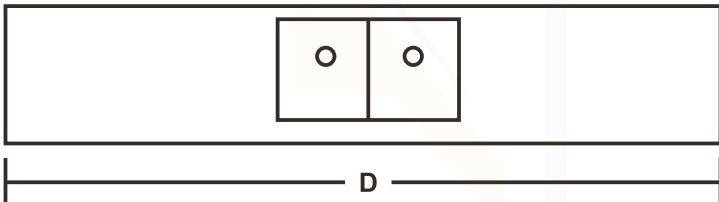
A. Size: _____

B. Stove: _____

Cook top: _____

C. Size: _____

D. Size: _____



Carson Store
 19751 S Figueroa St,
 Carson, CA 90745
 Tel: 310-819-8449

San Diego Store
 1145 Grand Ave
 San Marcos, CA 92078
 Tel: 760-744-2901

Fresno Shaw & Marty Store
 4708 N Marty Ave
 Fresno, CA 93722
 Tel: 559-276-5652

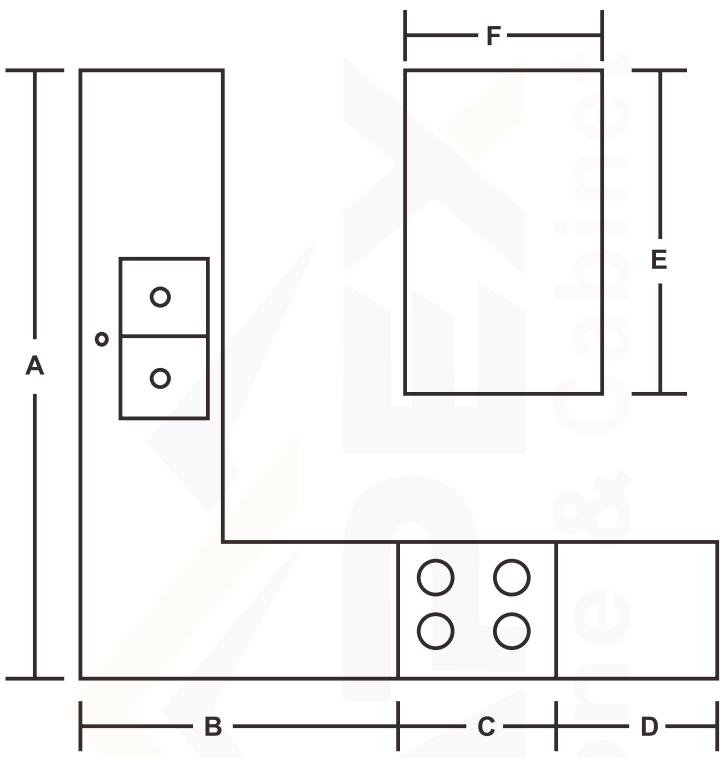
Gardena Store
 14220 S Western Ave,
 Gardena, CA 90249
 Tel: 424-528-2091

Bakersfield Store
 8475 Pacheco Road
 Bakersfield, CA 93311
 Tel: 661-664-5735

Downtown Fresno Store
 2349 Monterey Street
 Fresno, CA 93721
 Tel: 559-233-3276

Clovis Store
 1020 Holland Ave
 Clovis, CA 93612
 Tel: 559-294-1401

More to come....



A. Size: _____

B. Stove: _____

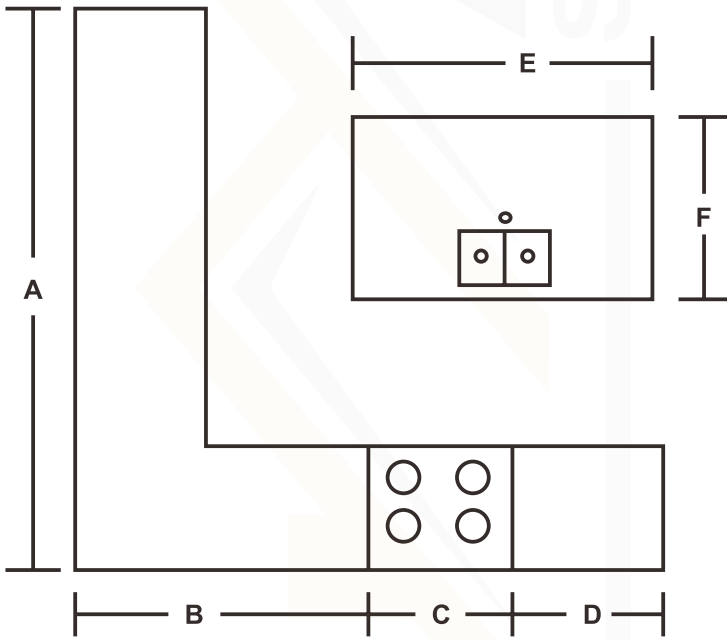
 Cook top: _____

C. Size: _____

D. Size: _____

E. Size: _____

F. Size: _____



A. Size: _____

B. Stove: _____

 Cook top: _____

C. Size: _____

D. Size: _____

E. Size: _____

F. Size: _____

Notes: _____
