

CERTIFICATE OF ANALYSIS

PRODUCT NAME: Organic CBD Full Spectrum Tincture - Tropical
PRODUCT STRENGTH: 1350mg
TINCTURE BATCH: 221213C
BEST BY DATE: 12/13/2024
HEMP EXTRACT LOT: LD-O-00108

Physical Attributes


Test	Method	Specification	Results
Color	Joy Internal	Golden to Amber	PASS
Odor	Joy Internal	Characteristic - Coconut and hemp, lime	PASS
Appearance	Joy Internal	Golden to Amber oil in brown glass bottle with dropper.	PASS
Primary Package Eval.	Joy Internal	Container clean and free of filth. Container caps tight and shrink bands intact	PASS
Secondary Package Eval.	Joy Internal	Labeling Compliance Checked, Cartons sturdy and clean. Sufficient cushion material exists. Box taped and secure.	PASS

Review of Third-Party Analysis

Panel	Method	Specification	Results*	Pass/Fail
Potency - Total CBD	HPLC-UV DAD	*NLT (product strength) mg / bottle	1575mg	PASS
Potency - D9-THC	HPLC-UV DAD	LOQ: 10 ppm (.001-0.3%), mg/bottle	0.164%, 46 mg	PASS
Expanded Pesticide Panel	HPLC-QQQ	LOQ: Complies with CDPHE 6 CCR 1010-21 Industrial Hemp Extract	ND	PASS
Microbial Escherichia coli (STEC)	PCR	Complies with CDPHE 6 CCR 1010-21 - LOQ 1 CFU/25 gram	Below LOQ	PASS
Microbial Salmonella	PCR	Complies with CDPHE 6 CCR 1010-21 - LOQ 1 CFU/25 gram	Below LOQ	PASS
Microbial Yeast and Mold	Culture Plating	Complies with CDPHE 6 CCR 1010-21 - LOQ 10 ² CFU/gram	Below LOQ	PASS
Microbial Total Coliforms*	Culture Plating	Complies with CDPHE 6 CCR 1010-21 - LOQ 10 ² CFU/gram	Below LOQ	PASS
Microbial Total Aerobic Count*	Culture Plating	Complies with CDPHE 6 CCR 1010-21 - LOQ 10 ³ CFU/gram	Below LOQ	PASS
Heavy Metals Panel	ICP-MS	Arsenic (As): ≤1.5 ppm Cadmium (Cd): ≤0.5 ppm Lead (Pb): ≤0.5 ppm Mercury (Hg): ≤1.5 ppm	ND	PASS
Mycotoxins	ICP-MS	Total Aflatoxins <20 ppb† Aflatoxin B1 < 5 ppb Ochratoxin < 5ppb	ND	PASS
Residual Solvents	GC-HS-MSD	LOQ: Complies with CDPHE 6 CCR 1010-21 Industrial Hemp Extract	ND	PASS

* *Level of Quantitation, † Parts Per
 Million † Part Per Billion CFU/g=Colony
 Forming Units per Gram
 *nothing Less Than
 10²=100 CFU
 10³=1,000 CFU

Quality Certified


 Name

12/21/2022

Date

OFTT1350-221213C

Batch ID or Lot Number: 221213C	Test: Potency	Reported: 10Dec2022	USDA License: N/A
Matrix: Concentrate	Test ID: T000230173	Started: 08Dec2022	Sampler ID: N/A
	Method(s): TM14 (HPLC-DAD): Potency – Standard Cannabinoid Analysis	Received: 08Dec2022	Status: Active

Cannabinoids

	LOD (%)	LOQ (%)	Result (%)	Result (mg/g)	Notes
Cannabichromene (CBC)	0.006	0.022	0.210	2.10	
Cannabichromenic Acid (CBCA)	0.006	0.020	ND	ND	
Cannabidiol (CBD)	0.018	0.058	5.527	55.27	
Cannabidiolic Acid (CBDA)	0.019	0.060	<LOQ	<LOQ	
Cannabidivarin (CBDV)	0.004	0.014	0.040	0.40	
Cannabidivarinic Acid (CBDVA)	0.008	0.025	ND	ND	
Cannabigerol (CBG)	0.004	0.012	0.120	1.20	
Cannabigerolic Acid (CBGA)	0.015	0.052	ND	ND	
Cannabinol (CBN)	0.005	0.016	<LOQ	<LOQ	
Cannabinolic Acid (CBNA)	0.010	0.035	ND	ND	
Delta 8-Tetrahydrocannabinol (Delta 8-THC)	0.017	0.061	ND	ND	
Delta 9-Tetrahydrocannabinol (Delta 9-THC)	0.016	0.056	0.164	1.64	
Delta 9-Tetrahydrocannabinolic Acid (THCA-A)	0.014	0.049	ND	ND	
Tetrahydrocannabivarin (THCV)	0.003	0.011	<LOQ	<LOQ	
Tetrahydrocannabivarinic Acid (THCVA)	0.012	0.044	ND	ND	
Total Cannabinoids			6.061	60.61	
Total Potential THC			0.164	1.64	
Total Potential CBD			5.527	55.27	

Final Approval



Karen Winternheimer
10Dec2022
01:35:00 PM MST

PREPARED BY / DATE



Sam Smith
10Dec2022
01:37:00 PM MST

APPROVED BY / DATE



<https://results.botanacor.com/api/v1/coas/uuid/92fe9e23-4c7f-4ea0-85fc-046a20f5ccb0.2>

Definitions

% = % (w/w) = Percent (weight of analyte / weight of product). ND = None Detected (defined by dynamic range of the method).

Total Potential Delta 9-THC or CBD is calculated to take into account the loss of a carboxyl group during decarboxylation step, using the following formulas: Total Potential Delta 9-THC = Delta 9-THC + (Delta 9-THCa *(0.877)) and Total CBD = CBD + (CBDA *(0.877)).

Testing results are based solely upon the sample submitted to SC Laboratories, Inc., in the condition it was received. SC Laboratories, Inc., warrants that all analytical work is conducted professionally in accordance with all applicable standard laboratory practices using validated methods. Data was generated using an unbroken chain of comparison to NIST traceable Reference Standards and Certified Reference Materials. This report may not be reproduced, except in full, without the written approval of SC Laboratories, Inc. ISO/IEC 17025:2017 Accredited by A2LA.



Cert #4329.02

CDPHE Certified

92fe9e234c7f4ea085fc046a20f5ccb0.2

OFTT1350-221213C


Batch ID or Lot Number: 221213C	Test: Microbial Contaminants	Reported: 19Dec2022	USDA License: N/A
Matrix: Finished Product	Test ID: T000230906	Started: 16Dec2022	Sampler ID: N/A
	Method(s): TM25 (qPCR) TM24, TM26, TM27 (Culture Plating): Microbial (Colorado Panel)	Received: 15Dec2022	Status: Active

Microbial

Contaminants

	Method	LOD	Quantitation Range	Result	Notes
STEC	TM25: PCR	10 ⁰ CFU/25g	NA	Absent	Free from visual mold, mildew, and foreign matter
<i>Salmonella</i>	TM25: PCR	10 ⁰ CFU/25g	NA	Absent	
Total Yeast and Mold*	TM24: Culture Plating	10 ¹ CFU/g	1.0x10 ² - 1.5x10 ⁴	None Detected	
Total Aerobic Count*	TM26: Culture Plating	10 ² CFU/g	1.0x10 ³ - 1.5x10 ⁵	None Detected	
Total Coliforms*	TM27: Culture Plating	10 ¹ CFU/g	1.0x10 ² - 1.5x10 ⁴	None Detected	

Final Approval



Brianne Maillot
19Dec2022
03:04:00 PM MST



Brett Hudson
20Dec2022
05:01:00 PM MST



PREPARED BY / DATE

APPROVED BY / DATE

<https://results.botanacor.com/api/v1/coas/uuid/22ae9804-fc52-406d-9088-a8c6c563d2b1>

Definitions

* Values recorded in scientific notation, a common microbial practice of expressing numbers that are too large to be conveniently written in decimal form. Examples: 10² = 100 CFU, 10³ = 1,000 CFU, 10⁴ = 10,000 CFU, 10⁵ = 100,000 CFU
CFU/g = Colony Forming Units per Gram, LOD = Limit of Detection
ULOQ = Upper Limit of Quantitation, LLOQ = Lower Limit of Quantitation
STEC = Shiga Toxin-Producing E. coli

Testing results are based solely upon the sample submitted to SC Laboratories, Inc., in the condition it was received. SC Laboratories, Inc., warrants that all analytical work is conducted professionally in accordance with all applicable standard laboratory practices using validated methods. Data was generated using an unbroken chain of comparison to NIST traceable Reference Standards and Certified Reference Materials. This report may not be reproduced, except in full, without the written approval of SC Laboratories, Inc. ISO/IEC 17025:2017 Accredited by A2LA.



Cert #4329.02



CDPHE Certified

22ae9804fc52406d9088a8c6c563d2b1.1

OFTT1350-221213C

Batch ID:221213C		Test ID:	T000126134
Type:	Concentrate	Submitted:	02/25/2021 @ 12:03 PM
Test:	Residual Solvents	Started:	3/2/2021
Method:	TM04	Reported:	3/2/2021

RESIDUAL SOLVENTS

Solvent	Dynamic Range (ppm)	Result (ppm)
Propane	96 - 1911	*ND
Butanes (Isobutane, n-Butane)	178 - 3556	*ND
Methanol	53 - 1054	*ND
Pentane	91 - 1816	*ND
Ethanol	92 - 1838	*ND
Acetone	92 - 1849	*ND
Isopropyl Alcohol	97 - 1933	*ND
Hexane	6 - 116	*ND
Ethyl Acetate	96 - 1919	*ND
Benzene	0.2 - 3.7	*ND
Heptanes	92 - 1838	*ND
Toluene	17 - 335	*ND
Xylenes (m,p,o-Xylenes)	118 - 2359	*ND


* ND = None Detected (Defined by Dynamic Range of the method)

NOTES:
N/A

FINAL APPROVAL


Ryan Weems
2-Mar-2021
3:08 PM

PREPARED BY / DATE


Ben Minton
2-Mar-2021
6:32 PM

APPROVED BY / DATE

Testing results are based solely upon the sample submitted to Botanacor Laboratories, LLC, in the condition it was received. Botanacor Laboratories, LLC warrants that all analytical work is conducted professionally in accordance with all applicable standard laboratory practices using validated methods. Data was generated using an unbroken chain of comparison to NIST traceable Reference Standards and Certified Reference Materials. This report may not be reproduced, except in full, without the written approval of Botanacor Laboratories, LLC. ISO/IEC 17025:2005 Accredited A2LA Certificate Number 4329.02



Certificate #4329.02


OFTT1350-221213C

Batch ID or Lot Number: 221213C	Test: Mycotoxins	Reported: 21Oct2022	USDA License: N/A
Matrix: Concentrate	Test ID: T000223802	Started: 19Oct2022	Sampler ID: N/A
	Method(s): TM18 (UHPLC-QQQ LCMS/MS): Mycotoxins	Received: 07Oct2022	Status: Active

Mycotoxins

	Dynamic Range (ppb)	Result (ppb)	Notes
Ochratoxin A	1.29 - 118.48	ND	N/A
Aflatoxin B1	0.85 - 30.17	ND	
Aflatoxin B2	2.29 - 29.70	ND	
Aflatoxin G1	0.97 - 29.91	ND	
Aflatoxin G2	1.18 - 29.79	ND	
Total Aflatoxins (B1, B2, G1, and G2)		ND	

Final Approval



Sam Smith
21Oct2022
10:29:00 AM MDT

PREPARED BY / DATE



APPROVED BY / DATE

Karen Winternheimer
21Oct2022
10:31:00 AM MDT



<https://results.botanacor.com/api/v1/coas/uuid/8ccc393e-3ea3-4eb0-90d5-8e4c9ec4fb5e>

Definitions

ND = None Detected (defined by dynamic range of the method)
Dynamic Range = Limit of Quantitation (LOQ) through Upper Limit of Method Range

Testing results are based solely upon the sample submitted to SC Laboratories, Inc., in the condition it was received. SC Laboratories, Inc., warrants that all analytical work is conducted professionally in accordance with all applicable standard laboratory practices using validated methods. Data was generated using an unbroken chain of comparison to NIST traceable Reference Standards and Certified Reference Materials. This report may not be reproduced, except in full, without the written approval of SC Laboratories, Inc. ISO/IEC 17025:2017 Accredited by A2LA.



Cert #4329.02



CDPHE Certified



8ccc393e3ea34eb090d58e4c9ec4fb5e.1

OFTT1350-221213C



Batch ID: 221213C		Test ID:	T000126133
Type:	Concentrate	Submitted:	02/25/2021 @ 12:03 PM
Test:	Metals	Started:	3/2/2021
Method:	TM19	Reported:	3/3/2021

HEAVY METALS

Analyte	Dynamic Range (ppm)	Result (ppm)
Arsenic	0.092 - 9.20	ND
Cadmium	0.095 - 9.53	ND
Mercury	0.095 - 9.55	ND
Lead	0.095 - 9.52	ND

* ND = None Detected (Defined by Dynamic Range of the method)

FINAL APPROVAL

	Daniel Weidensaul 3-Mar-2021 11:00 AM		Ben Minton 3-Mar-2021 12:36 PM
--	---	---	--------------------------------------

PREPARED BY / DATE

APPROVED BY / DATE

Testing results are based solely upon the sample submitted to Botanacor Laboratories, LLC, in the condition it was received. Botanacor Laboratories, LLC warrants that all analytical work is conducted professionally in accordance with all applicable standard laboratory practices using validated methods. Data was generated using an unbroken chain of comparison to NIST traceable Reference Standards and Certified Reference Materials. This report may not be reproduced, except in full, without the written approval of Botanacor Laboratories, LLC.

OFTT1350-221213C

Batch ID: &&%&% C	Test ID: T000126131
Type: Concentrate	Submitted: 02/25/2021 @ 12:03 PM
Test: Pesticides	Started: 2/25/2021
Method: TM17	Reported: 3/1/2021


PESTICIDE RESIDUE

Compound	Dynamic Range (ppb)	Result (ppb)	Compound	Dynamic Range (ppb)	Result (ppb)
Acephate	34 - 2468	ND*	Malathion	291 - 2468	ND*
Acetamiprid	40 - 2468	ND*	Metalaxyl	39 - 2468	ND*
Abamectin	>342	ND*	Methiocarb	38 - 2468	ND*
Azoxystrobin	42 - 2468	ND*	Methomyl	42 - 2468	ND*
Bifenazate	28 - 2468	ND*	MGK 264 1	160 - 2468	ND*
Boscalid	42 - 2468	ND*	MGK 264 2	101 - 2468	ND*
Carbaryl	38 - 2468	ND*	Myclobutanil	38 - 2468	ND*
Carbofuran	39 - 2468	ND*	Naled	41 - 2468	ND*
Chlorantraniliprole	37 - 2468	ND*	Oxamyl	38 - 2468	ND*
Chlorpyrifos	42 - 2468	ND*	Paclobutrazol	40 - 2468	ND*
Clofentezine	269 - 2468	ND*	Permethrin	269 - 2468	ND*
Diazinon	280 - 2468	ND*	Phosmet	41 - 2468	ND*
Dichlorvos	>286	ND*	Prophos	298 - 2468	ND*
Dimethoate	40 - 2468	ND*	Propoxur	38 - 2468	ND*
E-Fenpyroximate	279 - 2468	ND*	Pyridaben	281 - 2468	ND*
Etofenprox	41 - 2468	ND*	Spinosad A	30 - 2468	ND*
Etoazole	289 - 2468	ND*	Spinosad D	76 - 2468	ND*
Fenoxycarb	>31	ND*	Spiromesifen	>273	ND*
Fipronil	38 - 2468	ND*	Spirotetramat	>299	ND*
Flonicamid	38 - 2468	ND*	Spiroxamine 1	17 - 2468	ND*
Fludioxonil	>286	ND*	Spiroxamine 2	22 - 2468	ND*
Hexythiazox	36 - 2468	ND*	Tebuconazole	285 - 2468	ND*
Imazalil	272 - 2468	ND*	Thiacloprid	42 - 2468	ND*
Imidacloprid	41 - 2468	ND*	Thiamethoxam	38 - 2468	ND*
Kresoxim-methyl	43 - 2468	ND*	Trifloxystrobin	40 - 2468	ND*


* ND = None Detected (Defined by Dynamic Range of the method)

N/A

FINAL APPROVAL


 Tyler Wiese
 1-Mar-2021
 12:03 PM

PREPARED BY / DATE


 Ben Minton
 1-Mar-2021
 1:06 PM

APPROVED BY / DATE

Testing results are based solely upon the sample submitted to Botanacor Laboratories, LLC, in the condition it was received. Botanacor Laboratories, LLC warrants that all analytical work is conducted professionally in accordance with all applicable standard laboratory practices using validated methods. Data was generated using an unbroken chain of comparison to NIST traceable Reference Standards and Certified Reference Materials. This report may not be reproduced, except in full, without the written approval of Botanacor Laboratories, LLC.