

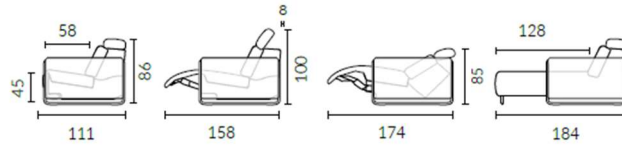


# Stressless® Emily Polished metal

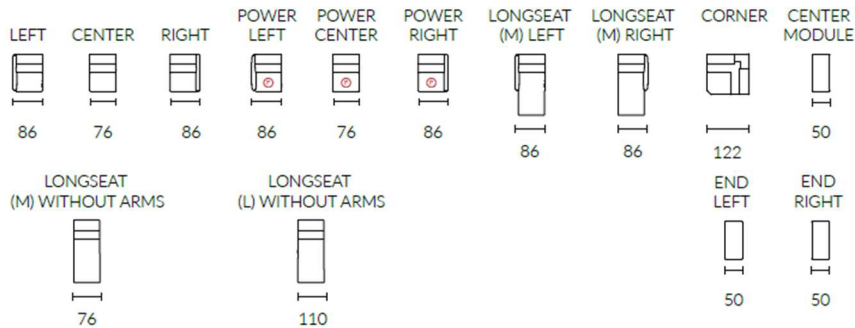
Total Collection

## Measurements and configurations

Seat height: 45 cm  
 Seat depth: 58 cm  
 Sofa height: 86/100/85 cm  
 Depth upright: 111 cm  
 Depth reclined: 174 cm  
 Depth long seat: 184 cm  
 Distance to wall: 8 cm



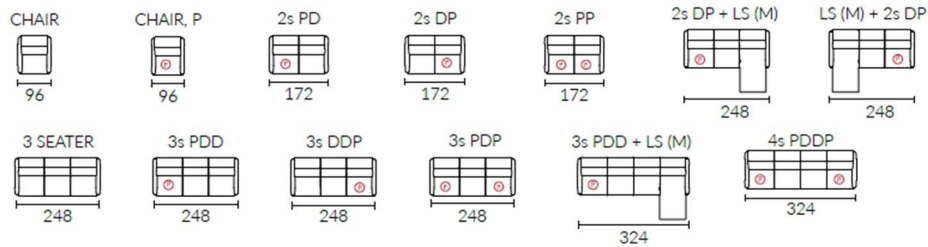
## SEPARATE MODULES FOR CUSTOMIZED CONFIGURATIONS



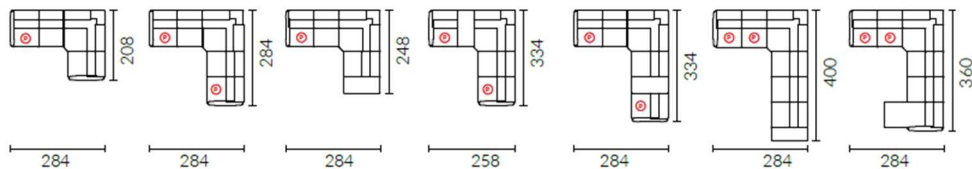
## CONFIGURATIONS

Modules with and without Power can be combined in a large number of setups. The illustrated setups are examples of popular combinations.

Abbreviations D: Dummy (no Power)  
 P: Powered  
 LS: Longseat



## CONFIGURATIONS WITH CORNER AND END/ CENTER MODULES



Measurements to be used as guide. Please find accurate measurements at [www.stressless.com.au](http://www.stressless.com.au).

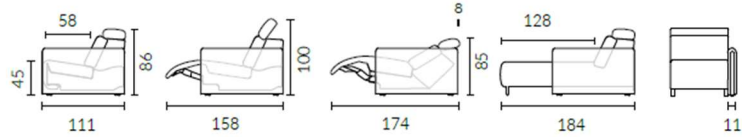


Total Collection

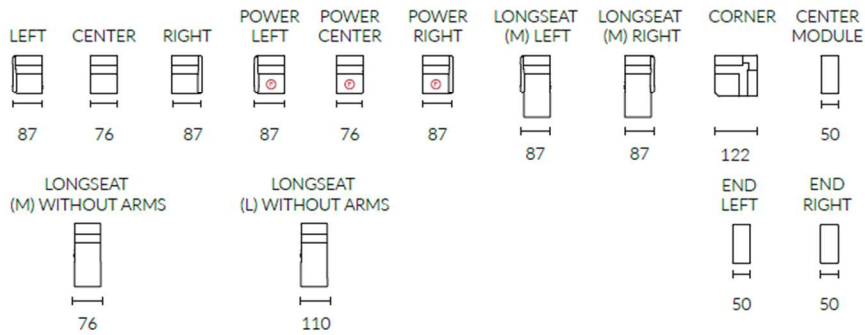
# Stressless® Emily Wood

## Measurements and configurations

Seat height: 45 cm  
 Seat depth: 58 cm  
 Sofa height: 86/100/85 cm  
 Depth upright: 111 cm  
 Depth reclined: 174 cm  
 Depth long seat: 184 cm  
 Distance to wall: 8 cm



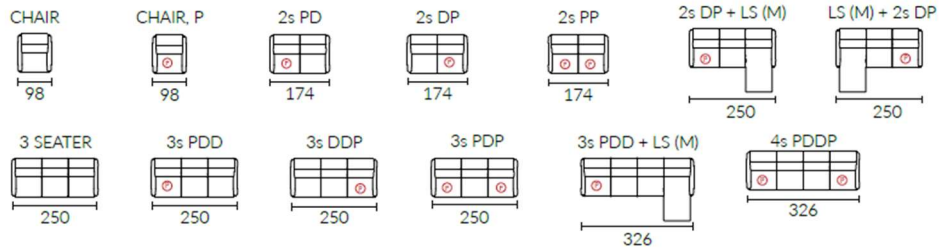
## SEPARATE MODULES FOR CUSTOMIZED CONFIGURATIONS



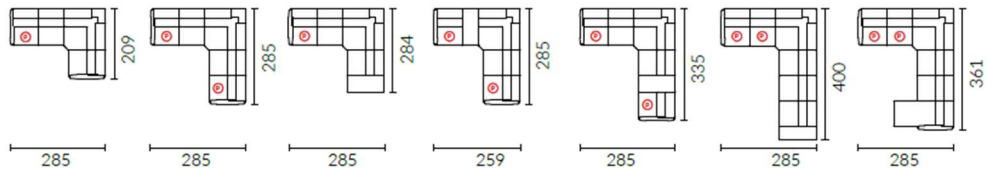
## CONFIGURATIONS

Modules with and without Power can be combined in a large number of setups. The illustrated setups are examples of popular combinations.

Abbreviations D: Dummy (no Power)  
 P: Powered  
 LS: Longseat



## CONFIGURATIONS WITH CORNER AND END/ CENTER MODULES



Measurements to be used as guide. Please find accurate measurements at [www.stressless.com.au](http://www.stressless.com.au).

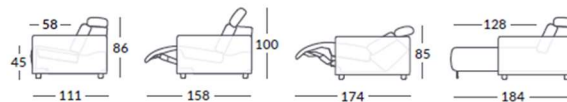


# Stressless® Emily Wide Arm

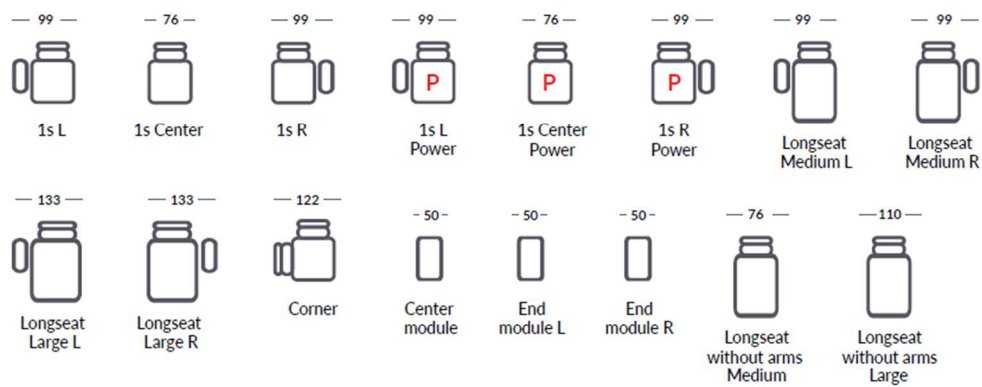
Total Collection

## Measurements and configurations

Seat height: 45 cm  
Seat depth: 58 cm  
Sofa height: 86/100/85 cm  
Depth upright: 110 cm  
Depth reclined: 174 cm  
Depth long seat: 184 cm  
Distance to wall: 8 cm



## Separate modules for customized configurations



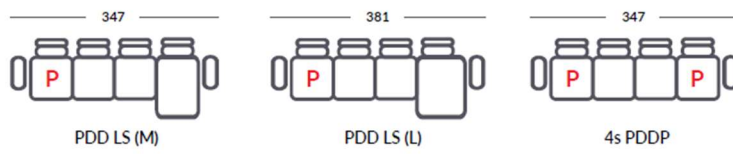
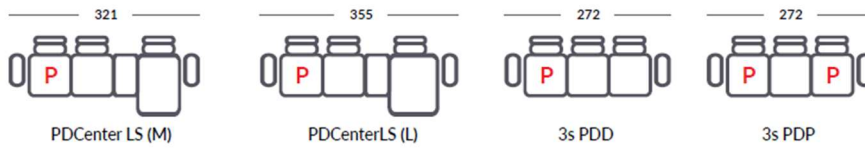
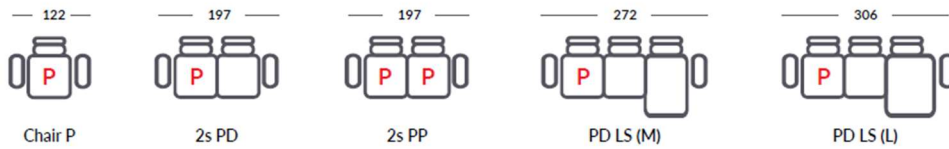


Total Collection

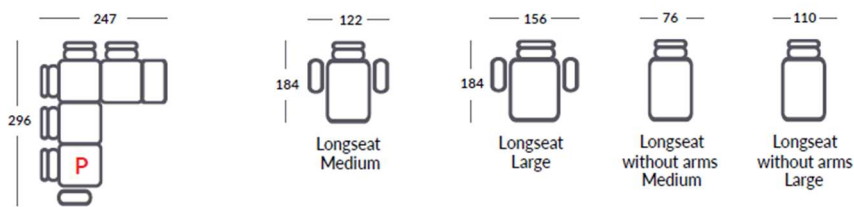
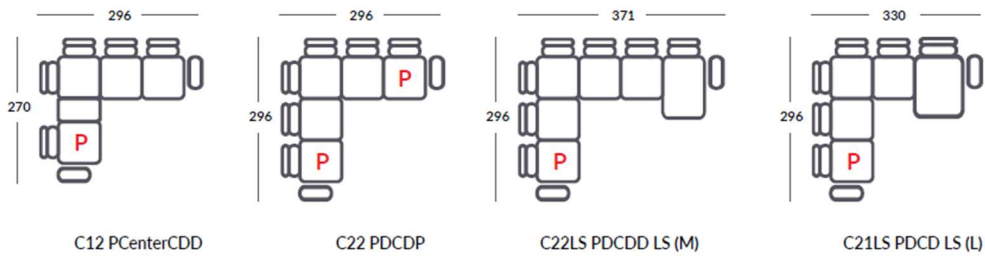
### Configurations

Modules with and without Power can be combined in a large number of setups. The illustrated setups are examples of popular combinations.

Abbreviations  
 D: Dummy (no Power)  
 P: Powered  
 LS: Longseat



### Configurations with corner and end/center modules



C21 PDCD End Right