

Passage Bar/Counter Stool
by Krøyer-Sætter-Lassen

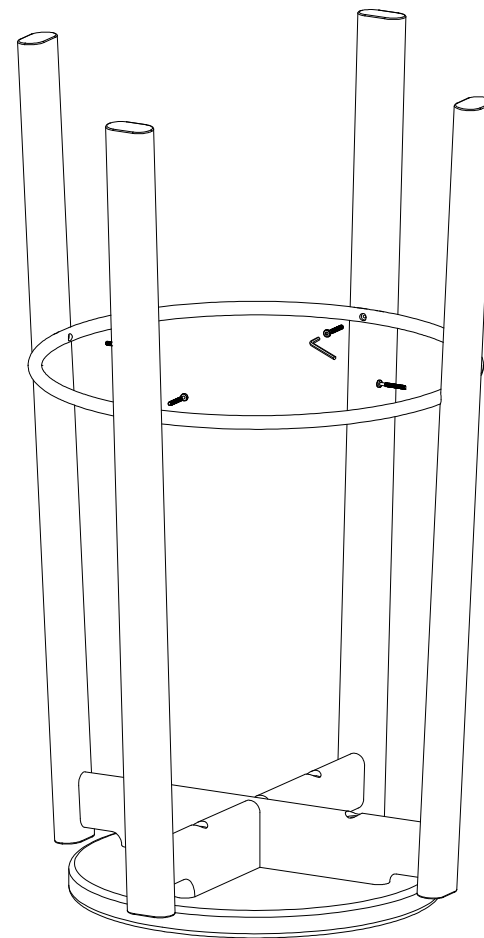


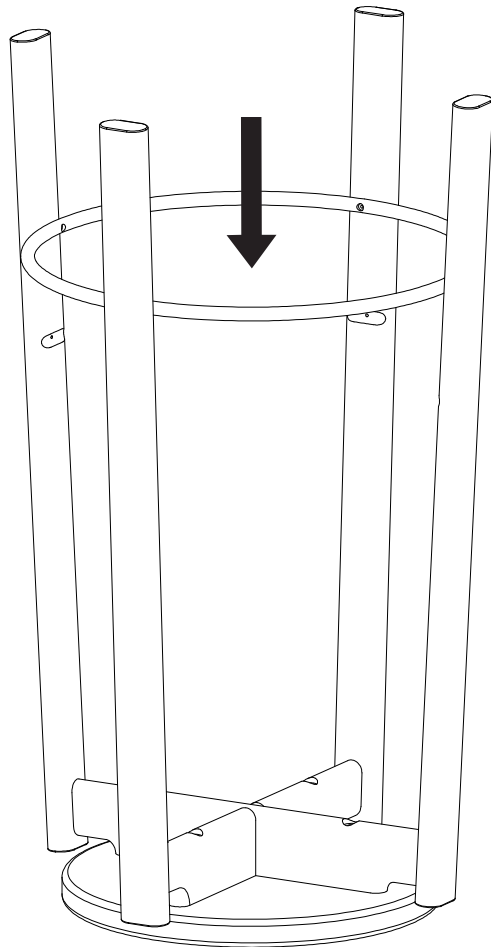
Congratulations on your new Passage Bar Stool or Counter Stool designed by Krøyer-Sætter-Lassen.

We hope you will enjoy using this item and follow these instructions to ensure correct installation. These instructions are provided for your safety.

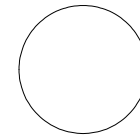
It is important that the instructions are read carefully and completely before assembling.

4

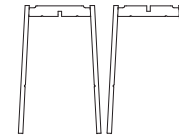




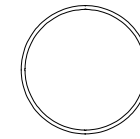
COMPONENT OVERVIEW



1 x Stool Seat



2 x Legs



1 x Foot Ring



4 x Small Screws



4 x Large Screws

IMPORTANT INFORMATION

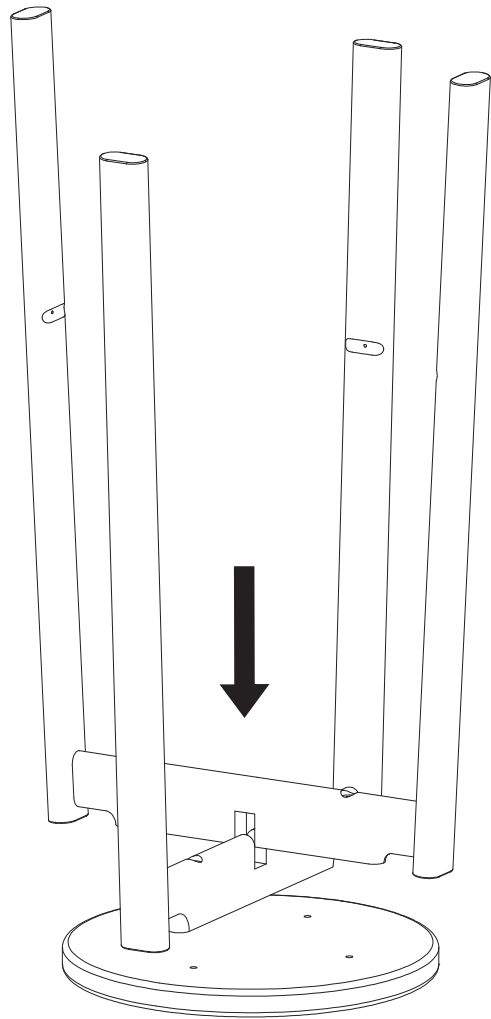
CAUTION

Please ensure that all assembly is done on a soft and flat surface, to ensure that the components will not be damaged/scratched.

CARE AND MAINTENANCE

Please see care instructions on www.menuspace.com

1



2

