




PRINTING PRACTICE PAGE 1

LOWERCASE LETTERS



LET'S WATCH YOUR PROGRESS, **TAG @LOVELYSOMETHINGSWASHERE**



PRINTING PRACTICE PAGE 2

UPPERCASE LETTERS

A handwriting practice grid for uppercase letters. The grid consists of six rows, each with four letters. Each letter is shown on a set of three horizontal lines: a top blue line, a middle red dashed line, and a bottom blue line. The letters are: Row 1: A, B, C, D; Row 2: E, F, G, H; Row 3: J, K, M, N; Row 4: O, P, Q, R; Row 5: S, T, U, V; Row 6: W, X, Y, Z. Each letter has numbered arrows indicating the stroke order and direction for writing.



PRINTING PRACTICE EXTRA PAGE

PRACTICE IS BETTER THAN PERFECT

Handwriting practice area consisting of multiple sets of horizontal lines. Each set includes a solid blue top line, a dashed red middle line, and a solid blue bottom line.



PRINTING PRACTICE PAGE A

NAME





PRINTING PRACTICE P A G E B

N A M E

B

b b b b b b b

b



PRINTING PRACTICE PAGE C

NAME





PRINTING PRACTICE PAGE D

NAME

D

d d d d d d

d



PRINTING PRACTICE P A G E E

N A M E

E


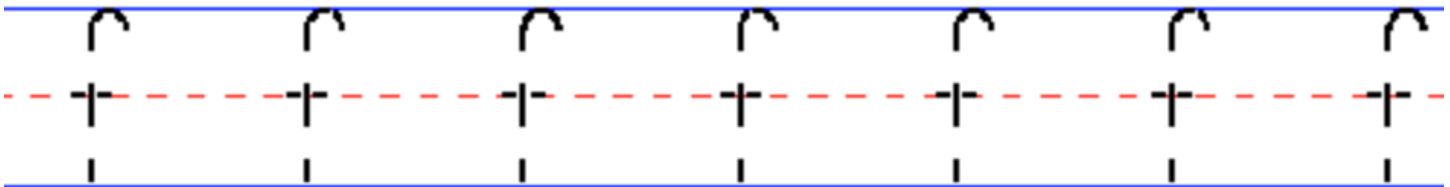

e e e e e e

e



PRINTING PRACTICE PAGE F

NAME





PRINTING PRACTICE P A G E G

N A M E

