

SORBONNE



LUXE






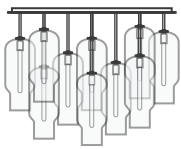

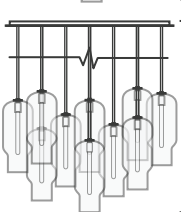




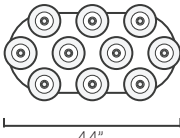
# SORBONNE - Chandelier 10

Artisanal blown glass fixtures in four colors and three standard configurations. Sorbonne is inspired by the rustic shapes of ancient Provencal ceramic vessels. The rich texture and individual colors of these hand blown over-scaled glass shades provide a refined organic ambiance.

LUXE lighting collections are handcrafted from the finest materials, combining classic motifs with contemporary flair to create signature illuminated features that are equal part light and art. Balancing light and shadow, color and clarity, each LUXE lighting fixture is a one of a kind creation.

NAME	MODEL	METAL FINISHES	OVERALL HEIGHT	GLASS COLOR
(SB) SORBONNE	(D10) Chandelier 10	(PN) Polished Nickel (NZ) Natural Bronze (PZ) Polished Bronze* (RZ) Oil Rubbed Bronze*	34" 44" (HX) Custom*	(CL) Cristale (SM) Smoke (CG) Cognac* (RD) Cardinal* (VR) Varied/Mix*

<p style="font-size: 48px; margin: 0;">SORBONNE</p> <p style="font-size: 12px; margin: 0;">by Thomas Cooper Studio</p>	 <p>Elevation</p>	<p>PN </p> <p>NZ </p> <p>PZ* </p> <p>RZ* </p>	<p>Standard</p> <p>Premium*</p>	 34"  44"  Custom*	<p>CL </p> <p>SM </p> <p>CG* </p> <p>RD* </p> <p>(VR) Varied/Mix*</p>	<p>Standard</p> <p>Premium*</p>
	 <p>Reflected</p> <p style="text-align: right;">24" 44"</p>					

Lamping: D10 (10) 40-75W E26 T8, 120V Dimmable  
(LED and Antique style bulbs available)  
UL listed (or equivalent) for dry location

\*Indicates custom or premium options available.

SPECIFICATION SELECTION: SB • D10 • \_\_\_\_\_ • \_\_\_\_\_

PROJECT NAME: \_\_\_\_\_ DATE: \_\_\_\_\_

NOTES: \_\_\_\_\_



3400 MEDFORD STREET, LOS ANGELES, CA 90063  
TEL 323-227-9207 SALES@LUXELIGHTANDHOME.COM

Spring 2018

SORBONNE


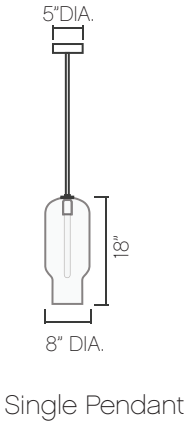








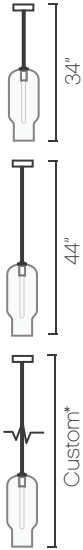


















LUXE

# SORBONNE - Single Pendant

Artisanal blown glass fixtures in four colors and three standard configurations. Sorbonne is inspired by the rustic shapes of ancient Provençal ceramic vessels. The rich texture and individual colors of these hand blown over-scaled glass shades provide a refined organic ambiance.

LUXE lighting collections are handcrafted from the finest materials, combining classic motifs with contemporary flair to create signature illuminated features that are equal part light and art. Balancing light and shadow, color and clarity, each LUXE lighting fixture is a one of a kind creation.

NAME (SB) SORBONNE	MODEL (P01) Single Pendant	METAL FINISHES (PN) Polished Nickel (NZ) Natural Bronze (PZ) Polished Bronze* (RZ) Oil Rubbed Bronze*	OVERALL HEIGHT 34" 44" (HX) Custom*	GLASS COLOR (CL) Cristale (SM) Smoke (CG) Cognac* (RD) Cardinal*																				
	 <p>Single Pendant</p>	<table border="0"> <tr> <td data-bbox="724 764 756 785">PN</td> <td data-bbox="777 722 883 831"></td> <td data-bbox="911 800 935 894" rowspan="2">Standard</td> </tr> <tr> <td data-bbox="724 894 756 915">NZ</td> <td data-bbox="777 852 883 961"></td> </tr> <tr> <td data-bbox="724 1024 756 1056">PZ*</td> <td data-bbox="777 982 883 1092"></td> <td data-bbox="911 1056 935 1150" rowspan="2">Premium*</td> </tr> <tr> <td data-bbox="724 1157 756 1178">RZ*</td> <td data-bbox="777 1115 883 1224"></td> </tr> </table>	PN		Standard	NZ		PZ*		Premium*	RZ*			<table border="0"> <tr> <td data-bbox="1247 764 1279 785">CL</td> <td data-bbox="1308 722 1414 831"></td> <td data-bbox="1446 800 1471 894" rowspan="2">Standard</td> </tr> <tr> <td data-bbox="1247 894 1279 915">SM</td> <td data-bbox="1308 852 1414 961"></td> </tr> <tr> <td data-bbox="1247 1024 1279 1056">CG*</td> <td data-bbox="1308 982 1414 1092"></td> <td data-bbox="1446 1056 1471 1150" rowspan="2">Premium*</td> </tr> <tr> <td data-bbox="1247 1157 1279 1178">RD*</td> <td data-bbox="1308 1115 1414 1224"></td> </tr> </table>	CL		Standard	SM		CG*		Premium*	RD*	
			PN			Standard																		
			NZ																					
			PZ*		Premium*																			
			RZ*																					
CL		Standard																						
SM																								
CG*		Premium*																						
RD*																								

Lamping: P01 (1) 40-75W E26 T8, 120V Dimmable  
(LED and Antique style bulbs available)  
UL listed (or equivalent) for dry location

\*Indicates custom or premium options available.

SPECIFICATION SELECTION: SB • P01 • \_\_\_\_\_ • \_\_\_\_\_

PROJECT NAME: \_\_\_\_\_ DATE: \_\_\_\_\_

NOTES: \_\_\_\_\_



3400 MEDFORD STREET, LOS ANGELES, CA 90063  
TEL 323-227-9207 SALES@LUXELIGHTANDHOME.COM

Spring 2017

SORBONNE


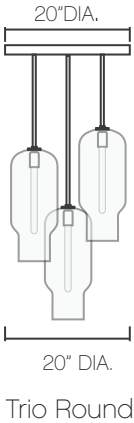

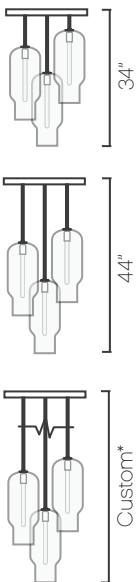



LUXE

# SORBONNE - Trio Round

Artisanal blown glass fixtures in four colors and three standard configurations. Sorbonne is inspired by the rustic shapes of ancient Provencal ceramic vessels. The rich texture and individual colors of these hand blown over-scaled glass shades provide a refined organic ambiance.

LUXE lighting collections are handcrafted from the finest materials, combining classic motifs with contemporary flair to create signature illuminated features that are equal part light and art. Balancing light and shadow, color and clarity, each LUXE lighting fixture is a one of a kind creation.

NAME	MODEL	METAL FINISHES	OVERALL HEIGHT	GLASS COLOR
(SB) SORBONNE	(D03) Trio Round	(PN) Polished Nickel (NZ) Natural Bronze (PZ) Polished Bronze* (RZ) Oil Rubbed Bronze*	34" 44" (HX) Custom*	(CL) Cristale (SM) Smoke (CG) Cognac* (RD) Cardinal* (VR) Varied/Mix*
	 <p>20" DIA. Trio Round 20" DIA.</p>	 <p>PN NZ PZ* RZ*</p> <p>Standard Premium*</p>	 <p>34" 44" Custom*</p>	 <p>CL SM CG* RD* (VR) Varied/Mix*</p> <p>Standard Premium*</p>

Lamping: P03 (3) 40-75W E26 T8, 120V Dimmable  
(LED and Antique style bulbs available)  
UL listed (or equivalent) for dry location

\*Indicates custom or premium options available.

SPECIFICATION SELECTION: SB • D03 • \_\_\_\_\_ • \_\_\_\_\_

PROJECT NAME: \_\_\_\_\_ DATE: \_\_\_\_\_

NOTES: \_\_\_\_\_

