

PORTIA

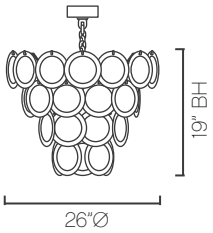



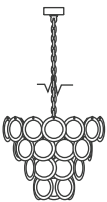




LUXE

# PORTIA - Chandelier 26

Tiers of hand blown Venetian glass rondels overlap to create a charming modernist classic. Offered in two configurations with subtly sophisticated colorways and a playful silhouette – PORTIA, you are delightful!

LUXE lighting collections are handcrafted from the finest materials, combining classic motifs with contemporary flair to create signature illuminated features that are equal part light and art. Balancing light and shadow, color and clarity, each LUXE lighting fixture is a one of a kind creation.

NAME (PT) PORTIA	MODEL (C26) 26" Chandelier	METAL FINISHES (PN) Polished Nickel (PB) Polished Brass	OVERALL HEIGHT 48" Field Adjustable† (HX) Custom*	GLASS COLOR (OP) Opalino (CB) Creme Brulee*
<p style="writing-mode: vertical-rl; transform: rotate(180deg);"> <b>PORTIA</b>                      by Thomas Cooper Studio                 </p>		<p>PN </p> <p>PB </p> <p style="text-align: center;">Standard</p>	<p> 48" OAH Adjustable†</p> <p> Custom</p>	<p>OP  Standard</p> <p>CB*  Premium*</p>

Lamping: C26 (6) 25-60W E26, 120V Dimmable  
 (LED and Antique style bulbs available)  
 UL listed (or equivalent) for dry location

\*Indicates custom or premium options available.  
 †48" OAH with Field Adjustable chain.

SPECIFICATION SELECTION: PT • C26 • \_\_\_\_\_ • \_\_\_\_\_ • \_\_\_\_\_

PROJECT NAME: \_\_\_\_\_ DATE: \_\_\_\_\_

NOTES: \_\_\_\_\_



PORTIA



LUXE

# PORTIA - Chandelier 39

Tiers of hand blown Venetian glass rondels overlap to create a charming modernist classic. Offered in two configurations with subtly sophisticated colorways and a playful silhouette – PORTIA, you are delightful!

LUXE lighting collections are handcrafted from the finest materials, combining classic motifs with contemporary flair to create signature illuminated features that are equal part light and art. Balancing light and shadow, color and clarity, each LUXE lighting fixture is a one of a kind creation.

NAME (PT) PORTIA	MODEL (C39) 39" Chandelier	METAL FINISHES (PN) Polished Nickel (PB) Polished Brass	OVERALL HEIGHT 48" Field Adjustable† (HX) Custom*	GLASS COLOR (OP) Opalino (CB) Creme Brulee*
<p style="writing-mode: vertical-rl; transform: rotate(180deg);"> <b>PORTIA</b>                      by Thomas Cooper Studio                 </p>		<p>PN </p> <p>PB </p> <p style="text-align: center;">Standard</p>	<p style="text-align: right;">48" OAH Adjustable†</p>	<p>OP </p> <p>CB* </p> <p style="text-align: right;">Standard Premium*</p>
	<p style="text-align: right;">Custom</p>			

Lamping: C39 (12) 25-60W E26, 120V Dimmable  
(LED and Antique style bulbs available)  
UL listed (or equivalent) for dry location

\*Indicates custom or premium options available.  
†48" OAH with Field Adjustable chain.

SPECIFICATION SELECTION: \_\_\_\_\_ PT \_\_\_\_\_ • \_\_\_\_\_ C39 \_\_\_\_\_ • \_\_\_\_\_ • \_\_\_\_\_

PROJECT NAME: \_\_\_\_\_ DATE: \_\_\_\_\_

NOTES: \_\_\_\_\_

