

BRUTALE



LUXE



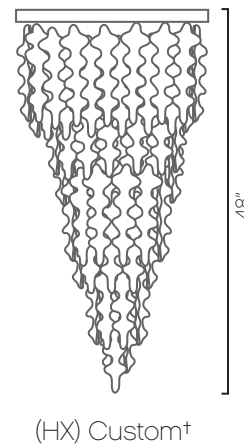

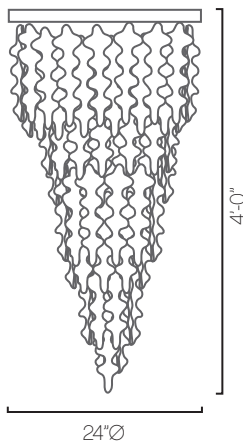
# BRUTALE - by Thomas Cooper Studio

Tiers of organic Venetian glass forms, modeled after a brutalist sculpture, hang heavy yet light as air – like icicles melted in winter sun then frozen once more. Each Brutale glass piece, cast in quartz sand, glows with a fine molten texture and seeded bubbles that reveal the hand of the artist.

LUXE lighting collections are handcrafted from the finest materials, combining classic motifs with contemporary flair to create signature illuminated features that are equal part light and art. Balancing light and shadow, color and clarity, each LUXE lighting fixture is a one of a kind creation.

<u>NAME</u>	<u>MODEL</u>	<u>METAL FINISHES</u>	<u>OVERALL HEIGHT</u>
(BR) BRUTALE	(C24) 24"Ø Chandelier	(PN) Polished Nickel (PZ) Polished Bronze (RZ) Oil Rubbed Bronze*	(48) 48" (HX) Custom

BRUTALE  
by Thomas Cooper Studio



Lamping: (14) 25-60W E12, 120V Dimmable  
(LED and Antique style Edison bulbs available)  
UL listed (or equivalent) for dry location

\*Indicates custom or premium options available.  
†48" OAH with Field Adjustable.

SPECIFICATION SELECTION: BR • C24 • \_\_\_\_\_

PROJECT NAME: \_\_\_\_\_ DATE: \_\_\_\_\_

NOTES: \_\_\_\_\_



3400 MEDFORD STREET. LOS ANGELES. CA 90063  
TEL 323-227-9207 SALES@LUXELIGHTANDHOME.COM

Spring 2018