

### Cleaning instruction:

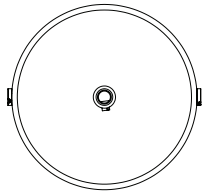
- 1) Unscrew the shade ring to take the glass off.
- 2) Clean glass with lukewarm water.
- 3) Wipe glass with clean cloth.
- 4) Assemble light back when glass is fully dried.

### Specification:

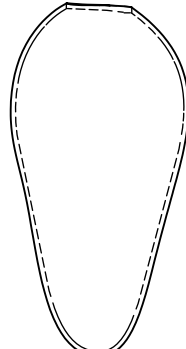
- |             |  |
|-------------|--|
| E27 MAX 60W | Never use a light bulb with a higher wattage rating than the rating of your fixture. |
| E14 MAX 60W |  |
| G4 MAX 20W  |  |
| G9 MAX 20W  |  |




Light Bulb



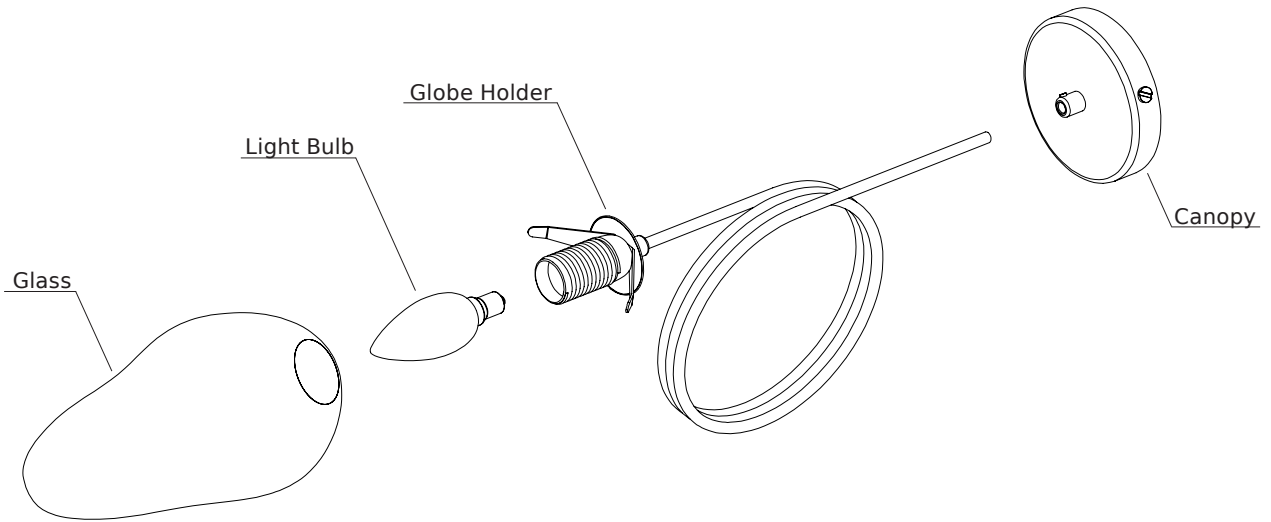
Canopy



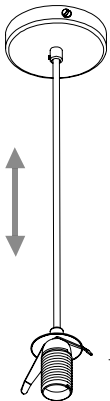
Glass



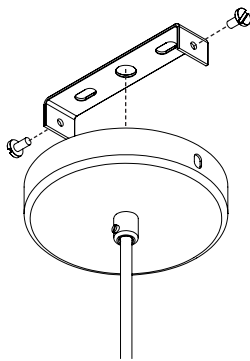
Globe Holder



1



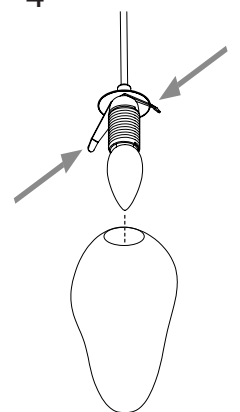
2



3



4



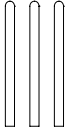
### Cleaning instruction:

- 1) Unscrew the shade ring to take the glass off.
- 2) Clean glass with lukewarm water.
- 3) Wipe glass with clean cloth.
- 4) Assemble light back when glass is fully dried.


### Specification:

E27 MAX 60W  
E14 MAX 60W  
G4 MAX 20W  
G9 MAX 20W

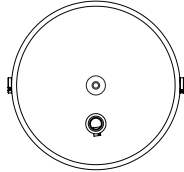
Never use a light bulb with a higher wattage rating than the rating of your fixture.



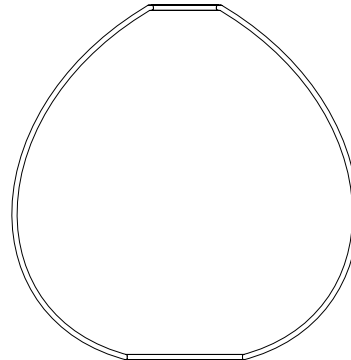
Metal Arm x3



Light Bulb



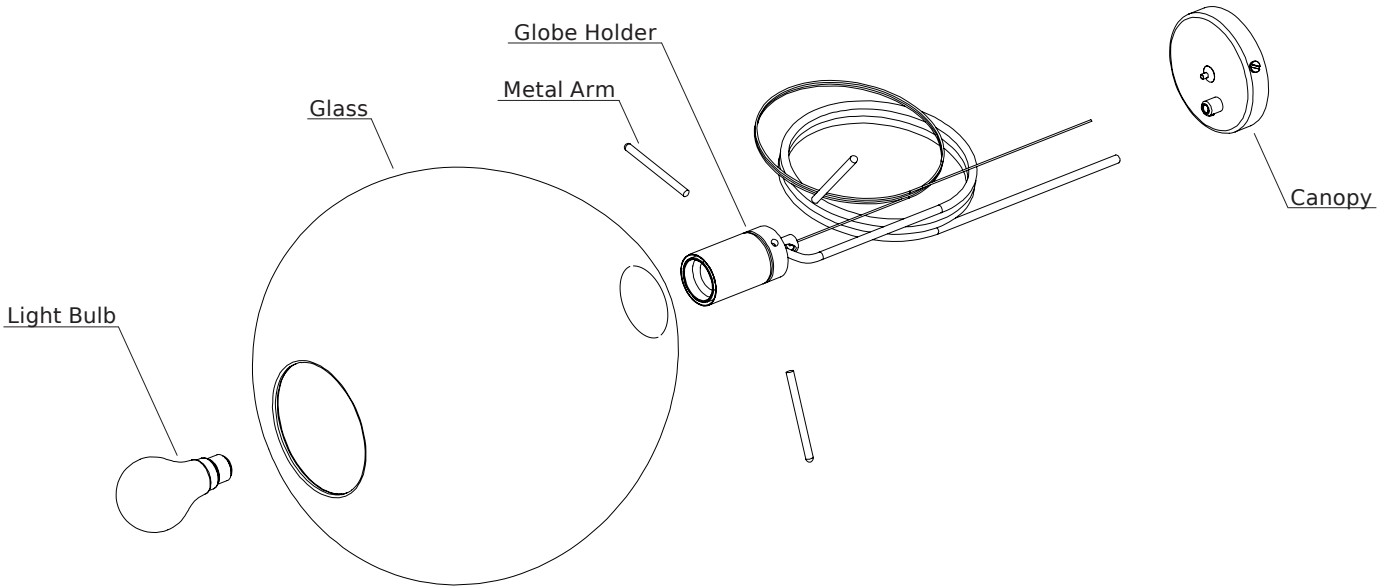
Canopy



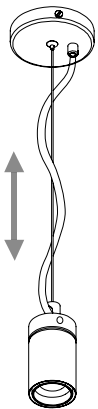
Glass



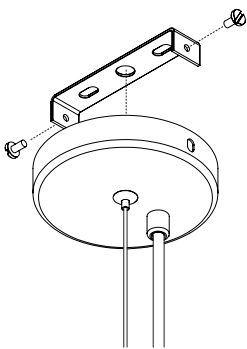
Globe Holder



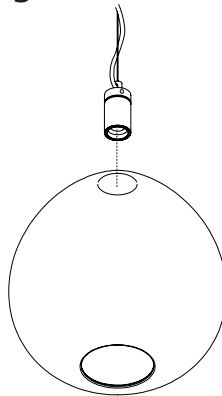
1



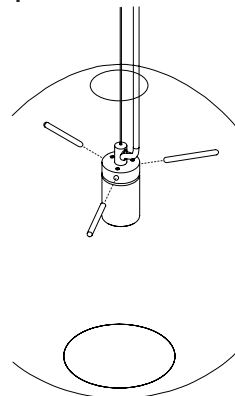
2



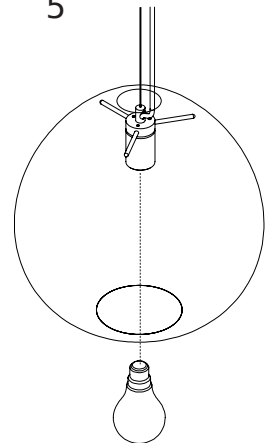
3



4



5



### Cleaning instruction:

- 1) Unscrew the shade ring to take the glass off.
- 2) Clean glass with lukewarm water.
- 3) Wipe glass with clean cloth.
- 4) Assemble light back when glass is fully dried.

### Specification:

- |             |  |
|-------------|--|
| E27 MAX 60W | Never use a light bulb with a higher wattage rating than the rating of your fixture. |
| E14 MAX 60W |  |
| G4 MAX 20W  |  |
| G9 MAX 20W  |  |