



# Mother's Day Coupon Book

## Instructions:

1. Print the coupon book template on stock paper.
2. Cut along the dotted lines.
3. Use the blank template to create personalised coupon you want to give your mom.
4. Stack your coupons in any order, but make sure to put the cover at the front.
5. Staple along the left side twice.
6. Give the coupon to mom and tell her she can redeem the coupon any time she wants.





# Mother's Day Coupon Book



Redeem for  
**breakfast  
in bed**



Redeem for  
**sleep in  
late**




Redeem for  
**date night for  
mom and dad**






**Redeem for**  
**a portrait of**  
**mom drawn**  
**by me**



**Redeem for**  
**unlimited hugs**  
**& kisses**



**Redeem for**  
**at-home**  
**facial**




**Redeem for**  
**a day of no**  
**whining or**  
**complaining**





**Redeem for**  
**help with the**  
**laundry**



**Redeem for**  
**A bunch of**  
**flowers picked**  
**from the garden**




**Redeem for**  
**A cup of tea of**  
**coffee**

**Redeem for**  
**A chef helper for**  
**dinner**





Redeem for



Redeem for



Redeem for



Redeem for

