

Tools Required
3 mm Allen key

Compatibility

Wheel size: 20"–29".
Max. Load: 15 kg (33 lb). (最大載重15 kg)
Folded size: 43 x 37 cm (17 x 14.5").
Chainstay Specifications: Maximum tube diameter 2.2 cm (0.87").
Width between tubes (measured inside to inside) 10 – 11 cm (4 – 4.3").

Warning

Beware of disk brake rotor, chain, kickstand or pedals touching stand—reposition your bike if necessary. If your rear derailleurs cable runs under the chainstay, the stand's chainstay mount may compress cable, hindering cable movement. To prevent this, you may be able to position the chainstay cable stop (metal braze-on) on chainstay mount to avoid compressing cable. Stand is designed to support a bicycle only—do not sit on bicycle while it is in the stand.

Instructions

- Front of the stand indicated by sticker on stand leg. Front of stand should face front of bicycle. Use stand only on a flat, stable surface.
- Slightly loosen tightening knobs and spread legs of stand. Chainstay mounts should face up with narrow end facing inward (see fig. 1). Partially tighten knobs.
- Lift rear of bicycle and align bicycle chainstays over mounts – move bike lengthways to find correct position (distance between the two chainstays varies along their length). If necessary fine tune width by sliding mount in or out (use Allen key to loosen and retighten bolt on underside of mount (see fig. 2).
- Adjust stand height by increasing or decreasing the spread of stand legs (see fig. 5) (rear wheel should not touch the ground and you should be able to turn pedals).
- Adjust chainstay mounts if necessary to fine tune fit (they rotate on a two-way axis) (see fig. 3). Once fit has been achieved, tighten knobs fully.
- Secure bike on stand with holding rings (see fig. 1, fig. 4). Hook one end of ring over inner lip of mount. Pull over chainstay, hook over outer lip of mount. Repeat for other chainstay.

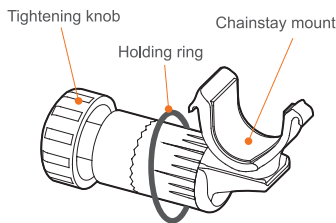


fig. 1

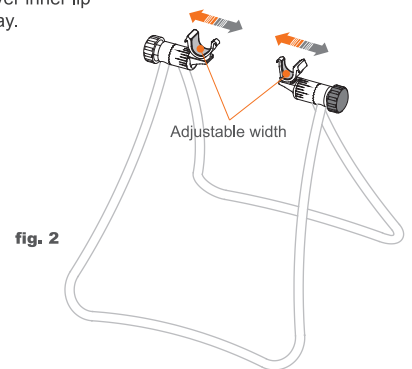


fig. 2

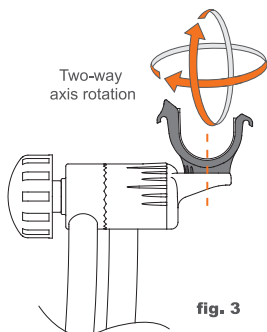


fig. 3

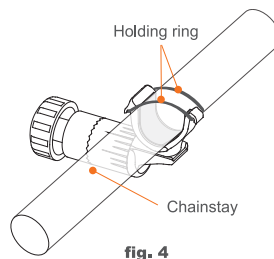


fig. 4

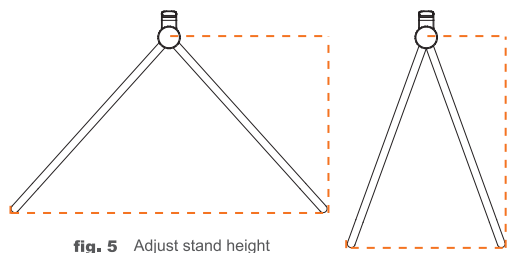


fig. 5 Adjust stand height

Limited Warranty

Ibera warrants this product for normal usage against workmanship, and material defects to the original purchaser for two year from purchase date. Products purchased online are not covered by this warranty unless purchased from an authorised Ibera online store. 1. User assumes all risk of personal injury, damage to or failure of the product when it is used in jumping, acrobatics or similar activities. 2. Warranty does not cover any incidental or consequential damages, such as personal injury or other losses due to accident, neglect, misuse, abuse, modification, normal wear and tear, improper care and cleaning, or failure to follow included instructions.

See other Ibera products at www.ibera.info

Ibera Co. Ltd.

Specifications subject to change without notice. Ibera is a trademark of Ibera Co. Ltd. All other trademarks are property of their respective owners. Copyright Ibera Co. Ltd. Made in Taiwan. IB-ST2

Artwork: 10/22