



Bicycle Wall Hanger

Vertical mounting / Single bike.

- Space saving design
- Sturdy, durable construction
- Fits 20"-29" wheel sizes
- Non-scratch rim hook

Read instructions before use. There may be updated or additional information on our website.

Steel, PVC-covered rim hook. Supplied with stick-on wall protector. 18 kg weight limit.

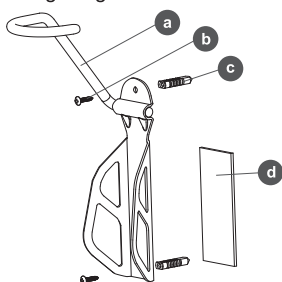
Instructions

Tools Required

- Drill
- Drill bit (7 mm diameter)
- Hammer (if wall plugs are used)
- Phillips head screwdriver

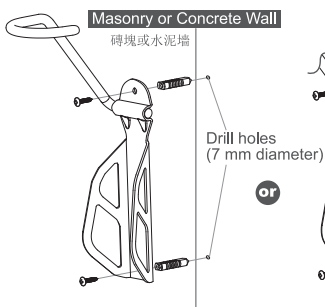
Parts

- a | Wall hanger
- b | Screws x 2
- c | Wall plugs (screw anchors) x 2 (for masonry or concrete walls only)
- d | Wall protector (adhesive)



Masonry or Concrete Wall


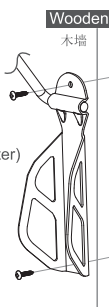
磚塊或水泥牆



Drill holes (7 mm diameter)

Wooden Wall

木牆



⚠ Warning Use drill bit of appropriate type: e.g. masonry drill bit for masonry. Do not mount hanger on plasterboard wall unless there is a wooden stud behind it. Avoid any electrical, plumbing, or water fittings hidden in or behind wall. **If you lack the DIY skills to install hanger, seek professional help.**

⚠ 警告 (繁體中文) 1、磚塊或水泥牆請使用7mm的鑽頭鑽孔。2、請勿將本產品鎖固在沒有支撐的牆壁、石膏板或裝飾板上。3、安裝時請避開電子電路，瓦斯、天然氣或自來水的管線。4、吊掛自行車前，請確認本產品有確實地安裝在實心柱子、樑或牆上，以避免對人和自行車造成損傷。5、如果您缺乏DIY技能安裝，請尋求專業幫助。

⚠ 警告 (簡體中文) 1、砖块或水泥墙请使用7mm的钻头钻孔。2、请勿将本产品锁固在没有支撑的墙壁、石膏板或装饰板上。3、安装时请避开电子电路，瓦斯、天然气或自来水的管线。4、悬挂自行车前，请确认本产品有确实地安装在实心柱子、梁或墙上，以避免对人和自行车造成损伤。5、如果您缺乏DIY技能安装，请寻求专业帮助。

Install Hanger

Mount hanger on a solid wall, or along wall stud (upright timber) of a plasterboard wall (drywall). Mount in an appropriate place where it is unlikely to cause obstruction. Determine correct height for hanger (rear tyre should sit at least 5 cm (2") off floor or ground), and make sure it is in a straight vertical position. Mark drilling holes. Drill holes (install wall plugs for masonry or concrete walls) and screw in screws. With hanger installed securely, hang bike by placing front wheel in rim hook, then stick wall protector on wall where rear tyre makes contact.

See other Ibera products at www.ibera.info

Ibera Co. Ltd.



Specifications subject to change without notice. Ibera is a trademark of Ibera Co. Ltd. All other trademarks are property of their respective owners. Copyright 2016 Ibera Co. Ltd. Made in Taiwan. Artwork: 4-2016.