


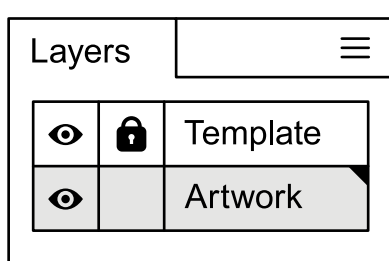
Bezel Template for 10.9/11-inch iPad

13.75" x 11"

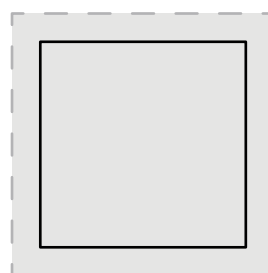


 Cut lines  Printed area

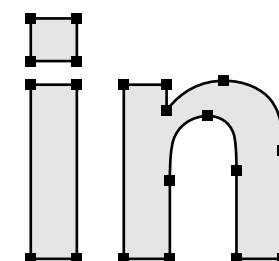
- ① Place your design in the Artwork layer.




- ② Make sure your design covers the entire printed area.



- ③ Outline or rasterize your fonts.



- ④ Embed or rasterize your linked images.



- ⑤ Hide/delete the template layer & save.

