


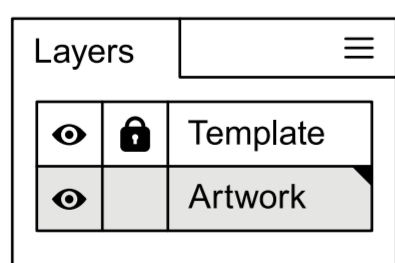
# Bezel Template for Microsoft Surface Go 2

13.13" x 10.38"

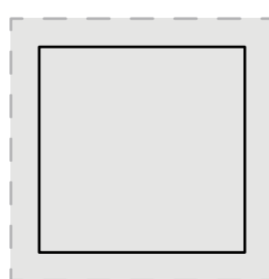


 Cut lines     Printed area

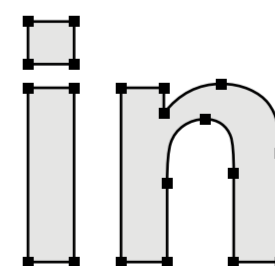
① Place your design in the Artwork layer.




② Make sure your design covers the entire printed area.



③ Outline or rasterize your fonts.



④ Embed or rasterize your linked images.



⑤ Hide/delete the template layer & save.

