


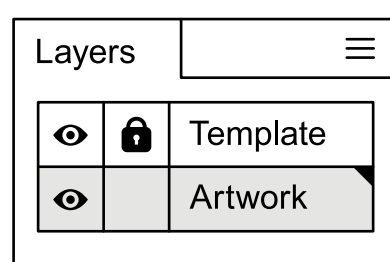
Bezel Template for Microsoft Surface Pro

14.85" x 11.42"

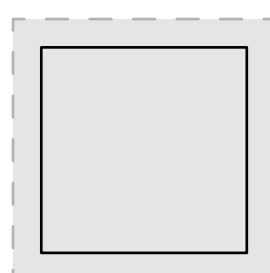


Cut lines Printed area

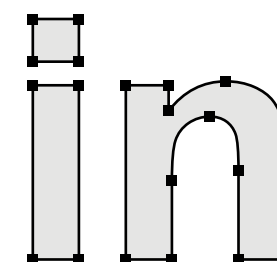
- ① Place your design in the Artwork layer.




- ② Make sure your design covers the entire printed area.



- ③ Outline or rasterize your fonts.



- ④ Embed or rasterize your linked images.



- ⑤ Hide/delete the template layer & save.

