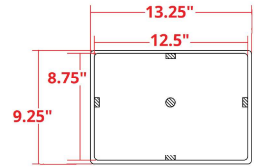
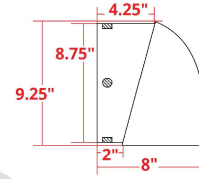


AL SERIES HV

THE ALL PACK
347-480V INPUT

The AL Series is a configurable area light with multiple applications. It can be configured as a dark-sky compliant, forward throw, or pole-mounted light.



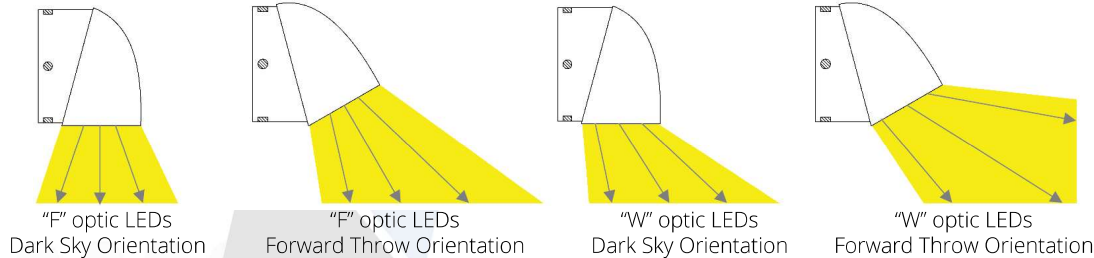
CONSTRUCTION & COMPATIBILITY

- Heavy duty LEDs
- Patented, reversible two-part design
- Two optic distribution options
- Metallic reflector for maximum light output
- "Hands-free" wiring with knockouts on back & sides
- 347-480V input voltage
- Available standard in durable bronze and white powder coat
- Compatible with many photocells & motion sensors
- When combined with AL series slipfitter, compatible with all Jarvis pole-mounting tenons, bullhorns, and brackets



Ask your Jarvis Lighting representative about pole mounting options!

OPTICS & MOUNTING DIAGRAM



ELECTRICAL & LIGHT OUTPUT SPECIFICATIONS

MODEL	# LEDs	INPUT	POWER	LUMENS	CCT	CRI	PF	OPTICS
AL-100-HV	1	347-480V 50/60 Hz	29W	3,200 lm	5000K	>75	>.9	W OR F
AL-250-HV	2		54W	7,017 lm				
AL-320-HV	3		78W	9,956 lm				
AL-400-HV	4		103W	13,910 lm				W ONLY

ORDERING CHART

PRODUCT FAMILY	METAL HALIDE EQUIVALENT	INPUT	LED OPTICS	FINISH
AL SERIES: ALL PACK	100 (100W equiv., 29W) 250 (250W equiv., 54W) 320 (320W equiv., 78W) 400 (400W equiv., 103W)	HV 347-480V, 50/60Hz - "high voltage"	W (wide/angled) F (flood/direct)* *AL-400-HV available with W optics only	BRZ (bronze) WHT (white)



† AL-100-HV is not a DLC Qualified Product. Rev.