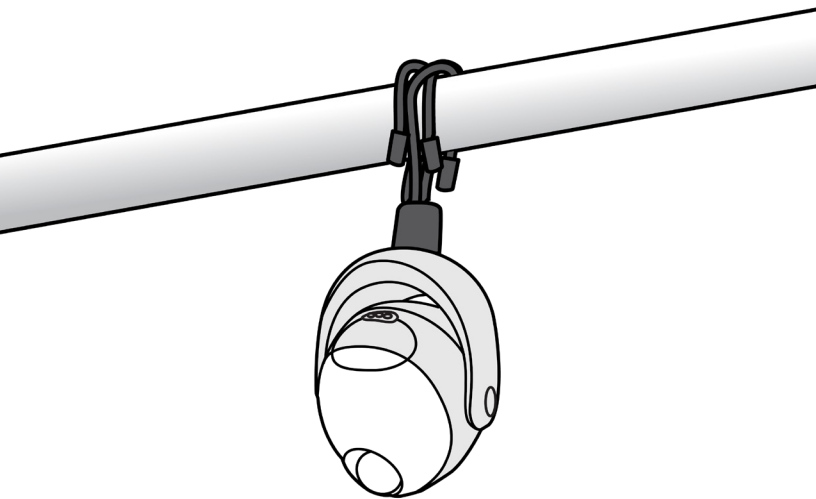


LUMENOLOGY™

PORTABLE MOTION LIGHT



User Manual

Table Of Contents

Safety Information.....	1
Introduction / What's Included	2
Components.....	3
Technical Specifications	4
Operating Instructions	5-8
How to Set Up the Lumenology Portable Motion Light.....	5
How to use the Flexible Tripod.....	6
How to use the Metal Plate + Magnet.....	7
How to Operate.....	8
Certification.....	9
Limited Warranty	10-13
Copyright Notice.....	14
FCC Notice.....	15

Safety Information

By using the Lumenology Portable Motion Light, you hereby agree that Limitless Innovations, Inc., an Illinois corporation and its affiliates ("Limitless") shall have no liability for any losses associated with property damage, personal injury or loss of life that are incurred by you or by any third party in connection with or relating in any manner whatsoever to your use of the Lumenology Portable Motion Light. By using the Lumenology Portable Motion Light, you hereby agree at all times to comply fully with all safety warnings, operating instructions, and general safety information in this user manual. By using the Lumenology Portable Motion Light, you further agree to hold harmless Limitless, (and Limitless' officers, directors, shareholders, and employees) in connection with any losses sustained by you (including, without limitation, losses arising in whole or in part from property damage, personal injury or loss of life) relating in any manner whatsoever to your use of the Lumenology Portable Motion Light.

SAFETY WARNINGS

- Please keep the Lumenology Portable Motion Light and all accessories out of reach of small children.
- Do **NOT** use third party power supplies or non-approved adapters with the Lumenology Portable Motion Light.
- Do **NOT** attempt to open the outer casing of the Lumenology Portable Motion Light.
- Do **NOT** clean the Lumenology Portable Motion Light with harsh chemicals.
- Do **NOT** paint or apply coatings to the Lumenology Portable Motion Light, as you might affect moving parts or damage internal components.
- Do **NOT** stick foreign objects in any port/opening of the Lumenology Portable Motion Light. Doing so may cause electric shock.
- Do **NOT** attempt to disassemble or repair the Lumenology Portable Motion Light. Contact customer service for technical assistance at (855) 843-4828.
- Do **NOT** drop the Lumenology Portable Motion Light. Doing so may damage internal components otherwise not seen and must **NOT** be operated.
- Do **NOT** submerge the Lumenology Portable Motion Light or its accessories in water.
- Disassembling the Lumenology Portable Motion Light, including the removal of external screws, may cause damage that is not covered under the warranty. Contact customer service for technical assistance at (855) 843-4828.
- Do **NOT** mix new and old batteries. If batteries are not new, it may cause the light to malfunction.
- Do **NOT** look directly at the LED Light.
- Do **NOT** bend the arm of Flexible Tripod at the same position repeatedly. Doing so may cause the Flexible Tripod to break.
- Do **NOT** mix Alkaline, Standard (Carbon-Zinc) or Rechargeable (Nickel Cadmium) or (Nickel Metal Hybrid) batteries.

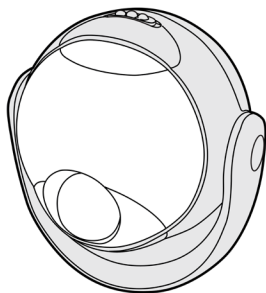
Introduction

LUMENOLOGY PORTABLE MOTION LIGHT

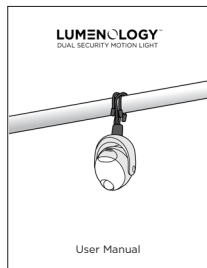
The Lumenology Portable Motion Light is a universal LED Light that can be used virtually anywhere! The Flexible Tripod and Magnetic Base provide versatile installation options that have not yet been seen on the market today. The Lumenology Portable Motion Light is also equipped with MotionSense Technology, boasting a 13FT detectable range and 100-degree field-of-view in a dark environment, making it a perfect way to enhance any security needs.

WHAT'S INCLUDED

- 1x Lumenology Portable Motion Light
- 1x User Manual
- 1x Flexible Tripod
- 1x Magnetic Plate
- 1x Screw + Anchor



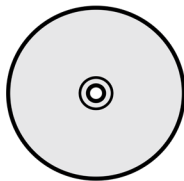
Lumenology Portable
Motion Light



User Manual



Flexible Tripod



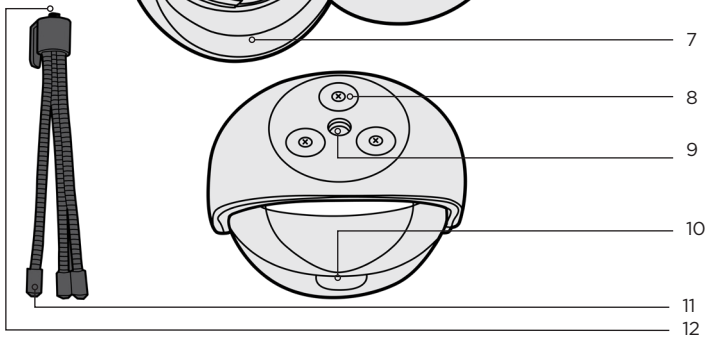
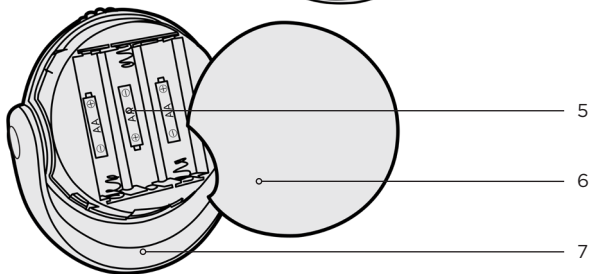
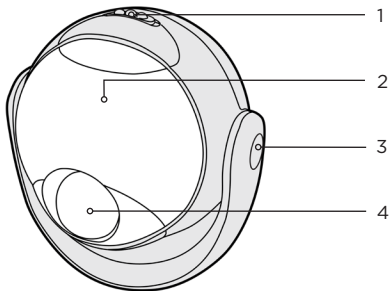
Magnetic Plate



Screw +
Anchor

Components

1. Mode Changing Switch
2. LED Light
3. Rotation Axis
4. Motion Sensor
5. Battery Compartment
6. Battery Cover
7. Base
8. Heavy-Duty Magnet
9. Threaded Insert
10. Battery Cover Inset
11. Flexible Tripod
12. Threaded Attachment



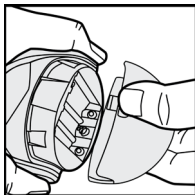
Technical Specifications

Title	Specification	Units
Bulb*	High-Luminance White LED	N/A
Battery	3x AA Alkaline	N/A
Brightness	148LM	Lumens
Activations	Approx. 1,000	N/A
Stay-On Mode	Approx. 7 Hours	Hours
Mode	Off / On / 30 - Second Auto Shut Off	Seconds
Light Sensor Mode	Night Only	N/A
Detecting Method	Passive Infrared Sensor	N/A
Detectable Range	100° , 13FT	Degrees Feet
Adjustable Range	360°	Degrees
Size / Weight	3.6IN x 3.1IN x 3.9IN 4.6oz	Inches Ounces
Attachment Options	Flexible Tripod / Magnet	N/A
Threaded Insert	1/4 - 20	Inches

*LED Bulb is **NOT** replaceable.

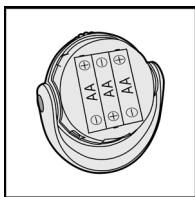
Operation Instructions

HOW TO SET UP THE LUMENOLOGY PORTABLE MOTION LIGHT



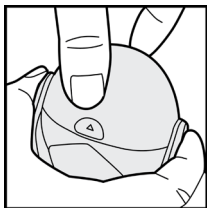
1a. Rotate the main body downward until the LED Light is facing the Base.

1b. Remove the Battery Cover by using your thumb to push inward on the Battery Cover Inset and pull away to remove the Battery Cover.



2. Insert 3x AA Batteries and be sure to align the positive (+) and negative (-) terminals correctly. (Batteries sold separately).

CAUTION: Some equipment using three or more batteries may appear to work properly even if one battery is inserted incorrectly; such usage may lead to battery leakage or rupture that could result in equipment damage.



3. Close the Battery Compartment by aligning the Battery Cover and pushing firmly to re-attach. You will hear a click when successful.

HOW TO USE THE FLEXIBLE TRIPOD



1. Connect the Flexible Tripod by inserting the Threaded Attachment to the Threaded Insert on the Base and rotate clockwise to tighten. Remove by rotating the Flexible Tripod counterclockwise until it's free from the Base.



STANDING

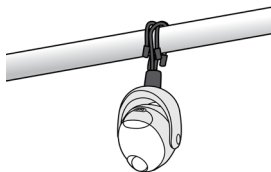
Adjust the Legs of the Flexible Tripod until the Lumenology Portable Motion Light stands to your desired position. Make sure the Tripod is standing on level ground.

HANGING

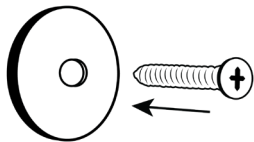
Gently bend the Legs of the Flexible Tripod to wrap around a pole, fence, etc.

Firmly tighten the Legs to assure a sturdy installation.

NOTE: For best installation, do **NOT** wrap the Legs of the Flexible Tripod in the same direction. Alternate each leg when wrapping them around a bar or fence to insure a safe and successful installation.



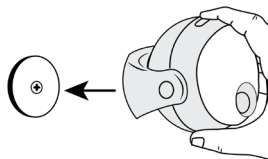
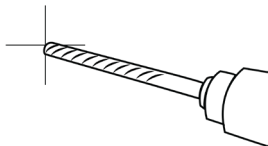
HOW TO USE THE METAL PLATE + MAGNET



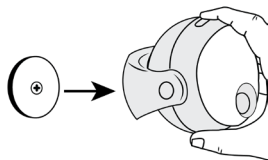
1. Fasten the Magnetic Plate directly to wood or metal stud for the most secure attachment.

Concrete: Pre-Drill a 1/4" hole and insert the supplied anchor. Place the Magnetic Plate over the Anchor and use the included Screw to secure.

Dry Wall: Pre-Drill a 1/8" hole and insert the supplied Anchor. Place the Magnetic Plate over the Anchor and use the included Screw to secure.



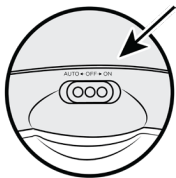
2. Attach the Base of the Lumenology Portable Motion Light to the Magnetic Plate by utilizing the Heavy-Duty Magnets on the bottom of the Base.



3. To detach the Lumenology Portable Motion Light, pull the Light away at a slight angle and it will release from the Magnetic Plate.

NOTE: The Lumenology Portable Motion Light can be magnetically attached to any magnetic surface without installation of the Magnetic Plate.

HOW TO OPERATE



1. Move the Mode-Changing Switch to desired setting (AUTO / OFF / ON) to begin using your Lumenology Portable Motion Light.

AUTO MODE: The unit will be on standby and only illuminate in dark settings when motion is detected within the 13FT detectable range and 100-degree field-of-view. The Light will stay illuminated for 30-seconds unless motion is detected again.

OFF: The Light will not activate.

ON: The Light will remain illuminated until the Mode Changing Switch is moved to the OFF or AUTO position.

NOTE: The Light will not activate in the AUTO user mode if the surroundings are bright. If additional Light is preferred in a bright environment, the Mode Changing Switch should be moved to the ON position.

Certification

IP43 RATING

This device complies with IP43 enclosures. IP43 protects against water spray less than 60 degrees from vertical. IP (or "Ingress Protection") ratings are defined in international standard EN 60529 (British BS EN 60529:1992, European IEC 60509:1989). They are used to define levels of sealing effectiveness of electrical enclosures against intrusion from foreign bodies (tools, dirt etc) and moisture. The numbers that follow IP each have a specific meaning. The first indicates the degree of protection (of people) from moving parts, as well as the protection of enclosed equipment from foreign bodies. The second defines the protection level that the enclosure enjoys from various forms of moisture (drips, sprays, submersion etc).

Limited Warranty

Your use of the product shall at all times require you to comply with all terms, conditions of use, instructions and recommendations set forth within the User Manual and the ChargeHub Terms and Conditions found at:

Manual: LimitlessInnovations.com/Manual/Lumenology-Portable.pdf

Warranty Terms and Conditions: LimitlessInnovations.com/Warranty-Terms-and-Conditions/Lumenology-Portable

Are you having issues with your Limitless product?

Contact our support team today at:

LimitlessInnovations.com/Support or call us at (855) 843-4828

Subject to the exclusions contained below, Limitless Innovations, Inc. (“Limitless”) warrants the Limitless product to be free from defects in materials and workmanship under normal consumer usage for a period of one (1) year from the date of original purchase, (the “Limitless Limited Warranty”). As utilized herein, the term “Limitless” (or the singular, Limitless product) shall include all products set forth above in the what’s included section of this User Manual that may be sold by Limitless now or in the future.

This Limitless Limited Warranty is a consumer’s sole and exclusive remedy regarding any express warranty claim by a consumer and is subject to the exclusions on the following pages:

Exclusions: The Limitless Limited Warranty shall not apply in the event of the occurrence of any of the following:

- 1. Normal Wear and Tear.** The Limitless Limited Warranty shall not apply to cover the maintenance, repair and/or replacement of parts or the Limitless Product due to normal wear and tear by the consumer.
- 2. Abuse and Misuse.** The Limitless Limited Warranty shall not cover defects or damage that result in whole or in part from: (a) improper operation, storage, misuse or abuse, accident or neglect by the consumer (including, without limitation, physical damage, cracks and scratches to the surface of the Limitless product); (b) contact with liquid

Limited Warranty cont'd

water, rain, extreme humidity or heavy perspiration, sand, dirt or the like, extreme heat, or food; (c) use of the Limitless Product for commercial purposes; (d) subjecting the Limitless Product to abnormal usage or conditions; and/or (e) other acts which are not the sole and absolute fault of Limitless.

3. Unauthorized Service or Modification. The Limitless Limited Warranty shall not cover defects or damages resulting in whole or in part from service, testing, adjustment, installation, maintenance, alteration, or modification in any way by someone other than Limitless or its authorized service centers.

4. Altered Products. The Limitless Limited Warranty shall not cover defects or damages to a Limitless Product with (a) serial numbers or date tags that have, at any time, been removed, altered, or obliterated; (b) broken seals or evidence of tampering; (c) mismatched board serial numbers; and/or (d) non-conforming or non-Limitless housings, or components.

5. Communication Services. Defects, damage, or the failure of the Limitless Products or software due to any communication service or signal you may subscribe to or use with the Limitless Product or software.

WHO IS COVERED?

This warranty extends only to the first consumer purchaser and is not transferable to any third party nor applicable to any subsequent owner other than the first consumer purchaser.

WHAT WILL LIMITLESS DO?

If Limitless determines, in its sole and absolute discretion, that a claim is subject to the Limitless Limited Warranty, it will, at its sole option, repair or replace the Limitless product or alternatively, it will, in its discretion, refund the purchase price of any Limitless products or software. The Limitless product replacement will be with a functionally equivalent reconditioned / refurbished / pre-owned or new Limitless product or part.

For additional information, visit us at:

LimitlessInnovations.com/Support or call us at (855) 843-4828

Limited Warranty cont'd

WHO DO I CONTACT TO MAKE A CLAIM?

In the event of any warranty claim under the Limitless Limited Warranty, you can contact the telephone number below or provide a written correspondence to the address below at which time and in response thereto, you will receive instructions on how to ship any Limitless product at your expense, to a Limitless authorized repair center. To obtain service, you must include: (a) a copy of your receipt, bill of sale or other comparable proof of purchase; (b) a written description of the problem; (c) the name of your service provider, if applicable; and (d) your mailing address, email address and telephone number.

Mailing Address (Please call (855) 843-4828 first to obtain RMA #)

Limitless Innovations, Inc. | 4800 Metalmaster Way | McHenry, IL 60050

WHAT OTHER LIMITATIONS ARE THERE?

ANY WARRANTY CLAIM SHALL BE LIMITED TO LIMITLESS COST OF MATERIAL ON THE LIMITLESS PRODUCT DETERMINED TO HAVE A MANUFACTURER'S DEFECT. IN NO EVENT SHALL LIMITLESS BE LIABLE TO ANY PARTY FOR ANY LABOR COSTS OR ANY OTHER DIRECT, INDIRECT, CONSEQUENTIAL, INCIDENTAL OR SPECIAL DAMAGES, WHETHER IN CONTRACT OR TORT AND LIMITLESS EXPRESSLY DISCLAIMS LIABILITY FOR ANY DAMAGES OF ANY KIND ARISING UNDER ANY THEORY OF LAW WHATSOEVER. THE PERFORMANCE OF THE LIMITLESS PRODUCT DEPENDS ON THE PURCHASER'S ADHERENCE TO MANUFACTURER PRODUCT INSTRUCTIONS AND LIMITLESS WILL NOT BE RESPONSIBLE TO PURCHASER FOR ANY DEVIATIONS THEREFROM. SOME STATES DO NOT ALLOW THE EXCLUSION OR LIMITATION OF INCIDENTAL OR CONSEQUENTIAL DAMAGES, SO THE ABOVE LIMITATION OR EXCLUSION REGARDING INCIDENTAL OR CONSEQUENTIAL DAMAGES MAY NOT APPLY TO YOU. ALL IMPLIED WARRANTIES, INCLUDING, WITHOUT LIMITATION, THE IMPLIED WARRANTY OF MERCHANTABILITY AND THE IMPLIED WARRANTY OF FITNESS FOR A PARTICULAR PURPOSE SHALL EXPIRE ON THE DATE WHICH IS 1 YEAR FROM THE DATE OF FIRST PURCHASE OF THE LIMITLESS PRODUCT BY THE CONSUMER. SOME STATES DO NOT ALLOW LIMITATIONS ON HOW LONG AN IMPLIED WARRANTY LASTS, SO THE ABOVE LIMITATION MAY NOT APPLY TO YOU. WITH RESPECT TO THAT PERIOD OF TIME BEYOND THE LIMITLESS 1 YEAR LIMITED WARRANTY PERIOD, LIMITLESS DISCLAIMS AND FURTHER MAKES NO WARRANTY OF ANY KIND, EXPRESS OR IMPLIED, INCLUDING BUT NOT LIMITED TO, ANY WARRANTY OF MERCHANTABILITY OR WARRANTY OF FITNESS FOR A PARTICULAR PURPOSE.

NATIONAL STATUTORY RIGHTS

CONSUMERS IN SOME JURISDICTIONS MAY HAVE LEGAL RIGHTS UNDER APPLICABLE NATIONAL LEGISLATION GOVERNING THE SALE OF CONSUMER GOODS, INCLUDING, WITHOUT LIMITATION, NATIONAL LAWS IMPLEMENTING EC DIRECTIVE 99/44. THESE RIGHTS ARE NOT AFFECTED BY THE WARRANTIES IN THIS LIMITED WARRANTY.

Copyright Notice

All Limitless products and information shared in this manual are protected by copyright. Copying, reproducing, reverse engineering or distributing any information of Limitless-related products hardware or software without a formal and written authorization and license from Limitless Innovations, Inc. is prohibited and may result in legal action to the full extent of the law.

FCC NOTICE

NOTE: This equipment has been tested and found to comply with the limits for a Class B digital device, pursuant to Part 15 of the FCC Rules. These limits are designed to provide reasonable protection against harmful interference in a residential installation. This equipment generates, uses and can radiate radio frequency energy and, if not installed and used in accordance with the instructions, may cause harmful interference to radio communications.

However, there is no guarantee that interference will not occur in a particular installation. If this equipment does cause harmful interference to radio or television reception, which can be determined by turning the equipment off and on, the user is encouraged to try to correct the interference by one or more of the following measures:

- Reorient or relocate the receiving antenna.
- Increase the separation between the equipment and receiver.
- Connect the equipment into an outlet on a circuit different from that to which the receiver is connected.
- Consult the dealer or an experienced radio/TV technician for help.

WARNING: Changes or modifications to this unit not expressly approved by the party responsible for compliance could void the user's authority to operate the equipment.

LUMENOLOGY™

PORTABLE MOTION LIGHT

All rights reserved. Lumenology is a registered trademark of Limitless Innovations, Inc. Design and specifications subject to change without notice. Products may vary from images shown. All other trademarks included herein are property of their respective owners.

Made in China

(855) 843-4828

Support@LimitlessInnovations.com
LimitlessInnovations.com

© Limitless Innovations, Inc.