

LIMITLESS™



Dual CupStation

Adjustable Cup Holder
User Manual

Table of Contents

Safety Information.....	1
Safety Warnings	3
What's Included	4
Components.....	5
Operation Instructions	6-9
Installing the Dual CupStation.....	6-7
Opening and Closing the Arms.....	8
Rotating the Top Tier	9
Technical Specifications	10
Recommended Accessories.....	11
Limited Warranty	12-18
Copyright Notice.....	19

Safety Information

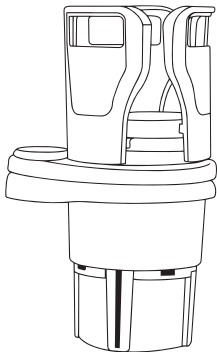
By using the Dual CupStation you hereby agree that Limitless Innovations, Inc., an Illinois corporation and its affiliates (“Limitless”) shall have no liability for any losses associated with property damage, personal injury or loss of life that are incurred by you or by any third party in connection with or relating in any manner whatsoever to your use of the Dual CupStation. By using the Dual CupStation, you hereby agree at all times to comply fully with all safety warnings, operating instructions and general safety information in this User Manual. By using the Dual CupStation, you further agree to hold harmless Limitless, (and Limitless’ officers, directors, shareholders and employees) in connection with any losses sustained by you (including, without limitation, losses arising in whole or in part from property damage, personal injury or loss of life) relating in any manner whatsoever to your use of the Dual CupStation.

Limitless does not condone and strongly advises against usage of mobile devices while driving. Please drive safely.

Safety Warnings

- Please keep the Dual CupStation and all accessories out of reach of small children.
- Do **NOT** attempt to modify the Dual CupStation. Doing so will void the warranty.
- Do **NOT** force an item in between the Adjustable Arms of the Dual CupStation. Doing so may cause the Adjustable Arms to break.
- It is recommended to install the Dual CupStation before operating a vehicle.
- Limitless Innovations does **NOT** condone and strongly advises against usage of mobile devices while driving. Please drive safely.
- If this device is accessible to or may be used by a minor, purchasing adult agrees to be solely responsible for providing supervision, instruction, and warnings. Purchaser agrees to defend, indemnify, and hold Limitless Innovations harmless for any claims or damages arising from unintended use or misuse by a minor.


What's Included



Dual CupStation



16x Foam Pads



User
Manual

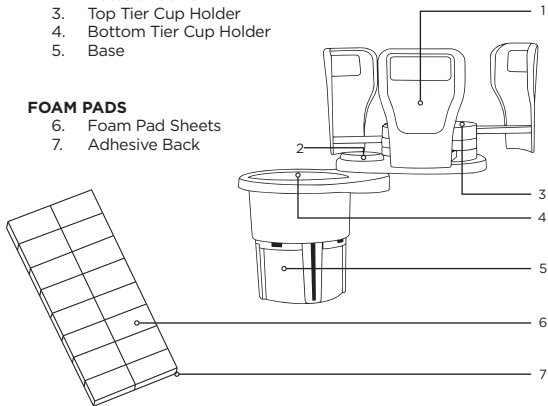
Components

DUAL CUPSTATION

1. Adjustable Arms
2. Rotation Joint
3. Top Tier Cup Holder
4. Bottom Tier Cup Holder
5. Base

FOAM PADS

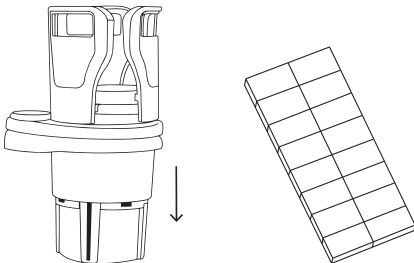
6. Foam Pad Sheets
7. Adhesive Back



Operation Instructions

Installing the Dual CupStation

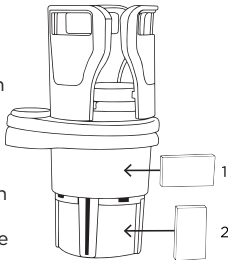
1. Insert the Dual CupStation Base into the desired cup holder.
2. If the Base fits loosely into the cup holder, add Foam Pads to the outside of the Base for a secure fit.



Operation Instructions cont'd

3. Peel and stick the Foam Pads 1 by 1, continuously checking the fit of the Base in the cup holder. Continue adding the Foam Pads until the Dual CupStation is secure.

NOTE: The Foam Pads can be added in 2 different locations along the outside of the Base.



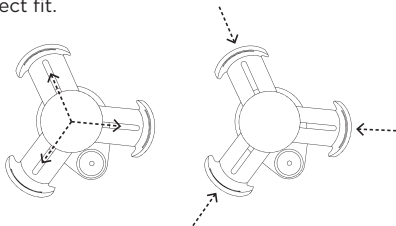
1. Horizontally along the top half of the Base.
2. Vertically along the bottom half of the Base.

Operation Instructions cont'd

Expanding and Closing the Adjustable Arms

3. Pull outwards on the Adjustable Arms to fully expand them. Do **NOT** continue to pull the Adjustable Arms once they are fully extended. This may cause the Adjustable Arms to break.
4. Squeeze inwards on each of the Adjustable Arms to close and/or secure an item in the Top Tier Cup Holder.

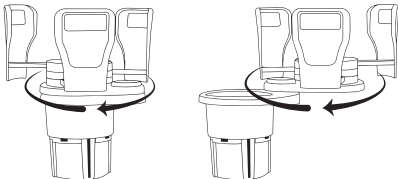
NOTE: Each Adjustable Arm can be individually adjusted to achieve the perfect fit.



Operation Instructions cont'd

Rotating the Top Tier

4. To rotate the Top Tier Cup Holder, simply grasp the Adjustable Arms and spin the Top Tier Cup Holder to the desired position.



NOTE: If a heavy or large item is being stored in the Top Tier Cup Holder of the Dual CupStation, it is strongly recommended to leave the Top Tier Cup Holder stacked above the Base. Heavy items may cause the Rotation Joint of the Dual CupStation to bend or break.

Technical Specifications

Specifications	Measurement	Units
Cup Holder Base Size (Outside)	2.5"	Inches
Cup Holder Base Size (Inside)	2"	Inches
Minimum Adjustable Arm Opening	2.875"	Inches
Maximum Adjustable Arm Opening	6"	Inches
Foam Filler Thickness	.125"	Inches

Recommended Accessories

- **ChargeHub V2 - 2-Port Car Charger**
- **ChargeHub V3 - 3-Port Car Charger**
- **React 7-in-1 Multi Tool by ChargeHub**
- **CableLinx USB Charging Cables**

LimitlessInnovations.com/Shop

Limited Warranty

Your use of the product shall at all times require you to comply with all terms, conditions of use, instructions and recommendations set forth within this User Manual and the Limitless Terms and Conditions found at:

Warranty Terms and Conditions:

LimitlessInnovations.com/Warranty

Are you having issues with your Limitless™ product?

We stand behind each product with a (1) Year Limited Warranty by Limitless Innovations.

Contact our support team today at:
Support@LimitlessInnovations.com
or call us at (855) 843-4828

Limited Warranty cont'd

Subject to the exclusions contained below, Limitless Innovations, Inc. ("Limitless") warrants the Limitless product to be free from defects in materials and workmanship under normal consumer usage for a period of one (1) year from the date of original purchase, (the "Limited Warranty"). As utilized herein, the term "Dual CupStation" (or the singular, Limitless product) shall include all products set forth above in the what's included section of this User Manual that may be sold by Limitless now or in the future.

This Limited Warranty is a consumer's sole and exclusive remedy regarding any express warranty claim by a consumer and is subject to the exclusions on the following pages:

Exclusions: The Limited Warranty shall not apply in the event of the occurrence of any of the following:

1. Normal Wear and Tear. The Limited Warranty shall not apply to cover the maintenance, repair and/or replacement of parts or the Limitless products due to normal wear and tear by the consumer.

Limited Warranty cont'd

2. Abuse and Misuse. The Limited Warranty shall not cover defects or damage that result in whole or in part from: (a) improper operation, storage, misuse or abuse, accident or neglect by the consumer (including, without limitation, physical damage, cracks and scratches to the surface of the Limitless product; (b) contact with liquid, water, rain, extreme humidity or heavy perspiration, sand, dirt or the like, extreme heat, or food; (c) use of the Limitless product for commercial purposes; (d) subjecting the Limitless product to abnormal usage or conditions; and/or (e) other acts which are not the sole and absolute fault of the Limitless product.

3. Unauthorized Service or Modification. The Limited Warranty shall not cover defects or damages resulting in whole or in part from service, testing, adjustment, installation, maintenance, alteration, or modification in any way by someone other than Limitless or its authorized service centers.

4. Altered Products. The Limited Warranty shall not cover defects or damages to a Limitless product with (a) serial numbers or date tags that have, at any time, been removed, altered, or obliterated; (b) broken seals or that show evidence of tampering; (c) mismatched board serial numbers; or (d) non-conforming or non-Limitless housings, or components.

Limited Warranty cont'd

5. Communication Services. Defects, damage, or the failure of the Limitless products due to any communication service or signal you may subscribe to or use with the Limitless product or software.

WHO IS COVERED?

This warranty extends only to the first consumer purchaser and is not transferable to any third party nor applicable to any subsequent owner other than the first consumer purchaser.

WHAT WILL LIMITLESS DO?

If Limitless determines, in its sole and absolute discretion, that a claim is subject to the Limited Warranty, it will, at its sole option, repair or replace the Limitless product or alternatively, it will, in its discretion, refund the purchase price of any Limitless products or software. The Limitless product replacement will be with a functionally equivalent reconditioned / refurbished / pre-owned or new Limitless product or part.

For additional information, visit us at:
LimitlessInnovations.com/Support
or call us at (855) 843-4828

Limited Warranty cont'd

WHO DO I CONTACT TO MAKE A CLAIM?

In the event of any warranty claim under the Limited Warranty, you can contact the telephone number below or provide a written correspondence to the address below at which time and in response thereto, you will receive instructions on how to ship any Limitless product at your expense, to a Limitless authorized repair center.

To obtain service, you must include: (a) a copy of your receipt, bill of sale or other comparable proof of purchase; (b) a written description of the problem; (c) the name of your service provider, if applicable; and (d) your mailing address, email address and telephone number.

Mailing Address

(Please call (855) 843-4828 first to obtain RMA #)

Limitless Innovations, Inc.
4800 Metalmaster Way
McHenry, IL 60050

WHAT OTHER LIMITATIONS ARE THERE?

ANY WARRANTY CLAIM SHALL BE LIMITED TO LIMITLESS COST OF MATERIAL ON THE LIMITLESS PRODUCT DETERMINED TO HAVE A MANUFACTURER'S DEFECT. IN NO EVENT

Limited Warranty cont'd

SHALL LIMITLESS BE LIABLE TO ANY PARTY FOR ANY LABOR COSTS OR ANY OTHER DIRECT, INDIRECT, CONSEQUENTIAL, INCIDENTAL OR SPECIAL DAMAGES, WHETHER IN CONTRACT OR TORT AND LIMITLESS EXPRESSLY DISCLAIMS LIABILITY FOR ANY DAMAGES OF ANY KIND ARISING UNDER ANY THEORY OF LAW WHATSOEVER. THE PERFORMANCE OF THE LIMITLESS PRODUCT DEPENDS ON THE PURCHASER'S ADHERENCE TO MANUFACTURER PRODUCT INSTRUCTIONS AND LIMITLESS WILL NOT BE RESPONSIBLE TO PURCHASER FOR ANY DEVIATIONS THEREFROM. SOME STATES DO NOT ALLOW THE EXCLUSION OR LIMITATION OF INCIDENTAL OR CONSEQUENTIAL DAMAGES, SO THE ABOVE LIMITATION OR EXCLUSION REGARDING INCIDENTAL OR CONSEQUENTIAL DAMAGES MAY NOT APPLY TO YOU. ALL IMPLIED WARRANTIES, INCLUDING, WITHOUT LIMITATION, THE IMPLIED WARRANTY OF MERCHANTABILITY AND THE IMPLIED WARRANTY OF FITNESS FOR A PARTICULAR PURPOSE SHALL EXPIRE ON THE DATE WHICH IS 1 YEAR FROM THE DATE OF FIRST PURCHASE OF THE LIMITLESS PRODUCT BY THE CONSUMER. SOME STATES DO NOT ALLOW LIMITATIONS ON HOW LONG AN IMPLIED WARRANTY LASTS, SO THE ABOVE LIMITATION MAY NOT

Limited Warranty cont'd

APPLY TO YOU. WITH RESPECT TO THAT PERIOD OF TIME BEYOND THE LIMITLESS 1 YEAR LIMITED WARRANTY PERIOD, LIMITLESS DISCLAIMS AND FURTHER MAKES NO WARRANTY OF ANY KIND, EXPRESS OR IMPLIED, INCLUDING BUT NOT LIMITED TO, ANY WARRANTY OF MERCHANTABILITY OR WARRANTY OF FITNESS FOR A PARTICULAR PURPOSE.

PLEASE NOTE THIS LIMITLESS LIMITED WARRANTY GIVES YOU SPECIFIC LEGAL RIGHT, AND YOU MAY ALSO HAVE OTHER RIGHTS WHICH VARY FROM STATE TO STATE.

NATIONAL STATUTORY RIGHTS

CONSUMERS IN SOME JURISDICTIONS MAY HAVE LEGAL RIGHTS UNDER APPLICABLE NATIONAL LEGISLATION GOVERNING THE SALE OF CONSUMER GOODS, INCLUDING, WITHOUT LIMITATION, NATIONAL LAWS IMPLEMENTING EC DIRECTIVE 99/44. THESE RIGHTS ARE NOT AFFECTED BY THE WARRANTIES IN THIS LIMITED WARRANTY.

For the full Warranty, Terms, and Conditions, please visit:
LimitlessInnovations.com/Warranty

Copyright Notice

All rights reserved. CupStation™, ChargeHub®, React™, CableLinx®, Limitless™, and Limitless Innovations® are trademarks of Limitless Innovations, Inc. Design and specifications subject to change without notice. Products may vary from images shown. All other trademarks included herein are property of their respective owners.

All Limitless products and information shared in this manual are protected by copyright. Copying, reproducing, reverse engineering or distributing any information of Limitless-related product hardware or software without a formal and written authorization and license from Limitless Innovations, Inc. is prohibited and may result in legal action to the full extent of the law.

LIMITLESS

Made in China

Phone: (855) 843-4828

Email: Support@LimitlessInnovations.com

Website: LimitlessInnovations.com

© Limitless Innovations, Inc.



@LimitlessInnovations



/LimitlessInnov



/LimitlessInnov



/LimitlessInnov



Limitless Innovations