

TN226 - KN226

PARAMOTORE SPECIFICO - SPECIFIC ENGINE GUARD - PARE-CARTER SPECIFIQUE
SPEZIFISCHER STURZBÜGEL - DEFENSA DE MOTOR ESPECIFICA

TRIUMPH STREET TRIPLE '07/'08

ISTRUZIONI DI MONTAGGIO - MOUNTING INSTRUCTIONS
INSTRUCTIONS DE MONTAGE - BAUANLEITUNG - INSTRUCCIONES DE MONTAJE


1



SUPPORTO
SUPPORT
SUPPORT
HALTERUNG
SOPORTE

Q.TY n.2(Dx-Sx)

2



VITE TBEI M8x20mm
SCREW
VIS
SCHRAUBE
TORNILLO

Q.TY n.4

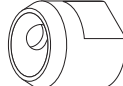
3



SUPPORTO
V716
SUPPORT
SUPPORT
HALTERUNG
SOPORTE

Q.TY n.3

4



SUPPORTO
V716
SUPPORT
SUPPORT
HALTERUNG
SOPORTE


Q.TY n.1

5

COMPONENTI ORIGINALI
ORIGINAL PARTS
PARTIES ORIGINALES
ORIGINAL BAUTEILE
COMPONENTES ORIGINALES

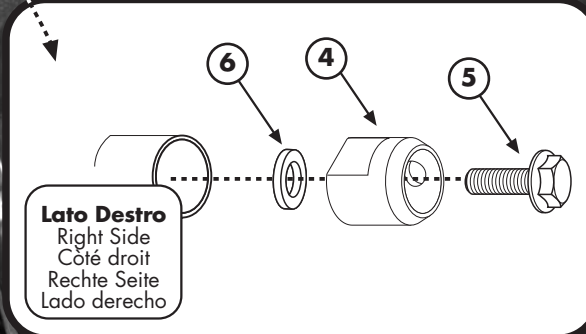

Q.TY n.-

6



RONDELLA Ø10mm
WASHER Ø10mm
RONDELLE Ø10mm
SCHEIBE Ø10mm
ARANDELA Ø10mm

Q.TY n.1



3
Lato Sinistro
Left Side
Côté gauche
Linke Seite
Lado izquierdo

Lato Destro
Right Side
Côté droit
Rechte Seite
Lado derecho

