

PORTAVALIGIE LATERALE SPECIFICO - SPECIFIC TUBULAR SIDE-CASE HOLDER
 PORTE-VALISES LATÉRAUX SPÉCIFIQUE - SPEZIFISCHES STAHLROHR-SEITENTRÄGER
 PORTA-EQUIPAJE LATERAL ESPECIFICO

HONDA VFR800 '98/'01

ISTRUZIONI DI MONTAGGIO - MOUNTING INSTRUCTIONS
 INSTRUCTIONS DE MONTAGE - BAUANLEITUNG - INSTRUCCIONES DE MONTAJE

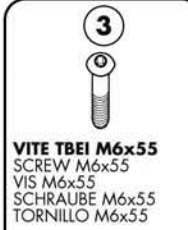


1
PL
Q.TY n.2(dx-sx)




2
PONTE POSTERIORE
 REAR BRIDGE
 PONT POSTERIEURE
 BRÜCKE
 PUENTE POSTERIOR

Q.TY n.1



3
VITE TBEI M6x55
 SCREW M6x55
 VIS M6x55
 SCHRAUBE M6x55
 TORNILLO M6x55

Q.TY n.2



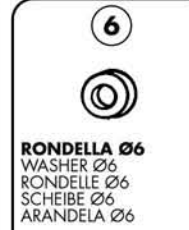
4
VITE TCEI M8x35
 SCREW M8x35
 VIS M8x35
 SCHRAUBE M8x35
 TORNILLO M8x35

Q.TY n.2



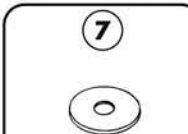
5
VITE TBEI M6x16
 SCREW M6x16
 VIS M6x16
 SCHRAUBE M6x16
 TORNILLO M6x16

Q.TY n.2



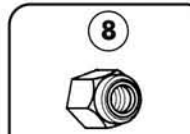
6
RONDELLA Ø6
 WASHER Ø6
 RONDELLE Ø6
 SCHEIBE Ø6
 ARANDELA Ø6

Q.TY n.4



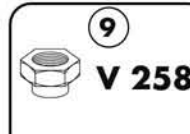
7
RONDELLA Ø6x18
 WASHER Ø6x18
 RONDELLE Ø6x18
 SCHEIBE Ø6x18
 ARANDELA Ø6x18

Q.TY n.2



8
DADO A.B. M6
 BOLT M6
 ECROU M6
 MUTTER M6
 TUERCA M6

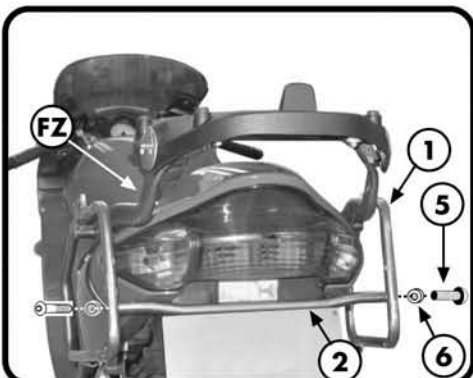
Q.TY n.2





9
V 258
DADO SPECIALE
 BOLT
 ECROU
 MUTTER
 TUERCA

Q.TY n.2

PRIMA di montare il PL257 é necessario aver **già** montato il 257FZ
BEFORE mounting the PL257 it is **necessary** to fit the 257FZ
AVANT de procéder au montage du PL257 il faut avoir **déjà** monté le 257FZ
BEVOR der Träger PL257 montieren zu können, muss das Monorack 257FZ montiert sein
PRIMERO de montar el PL257 es necesario haber **ya** montado el 257FZ



M5 KIT



M5 KIT