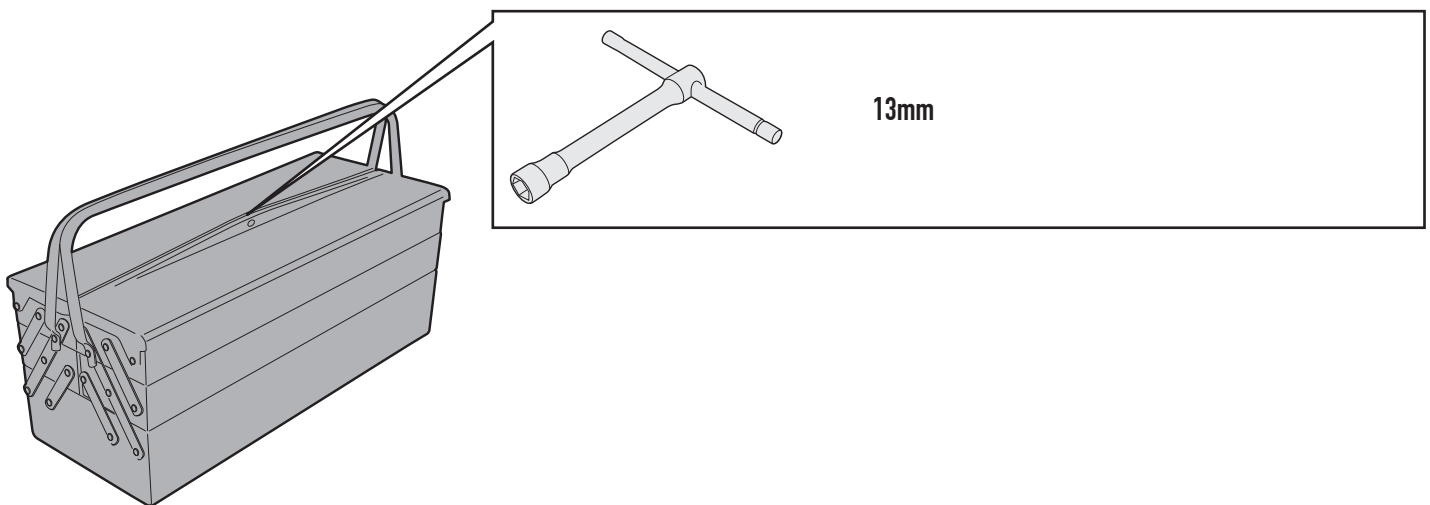
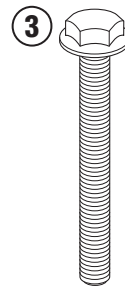
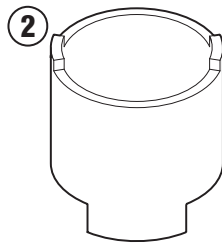
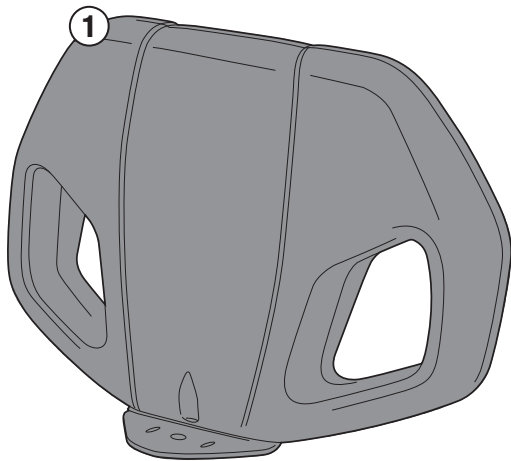


TB3106 - KTB3106

SCHIENALINO SPECIFICO - SPECIAL BACKREST - DOSSERET SPÉCIFIQUE - SPEZIFISCHE BEIFAHNER-RÜCKENLEHNE
RESPALDO ESPECÍFICO - APOIO ESPECÍFICO

SUZUKI BURGMAN 125-200 (2006 - 2013) / BURGMAN 125-200ABS (2014)

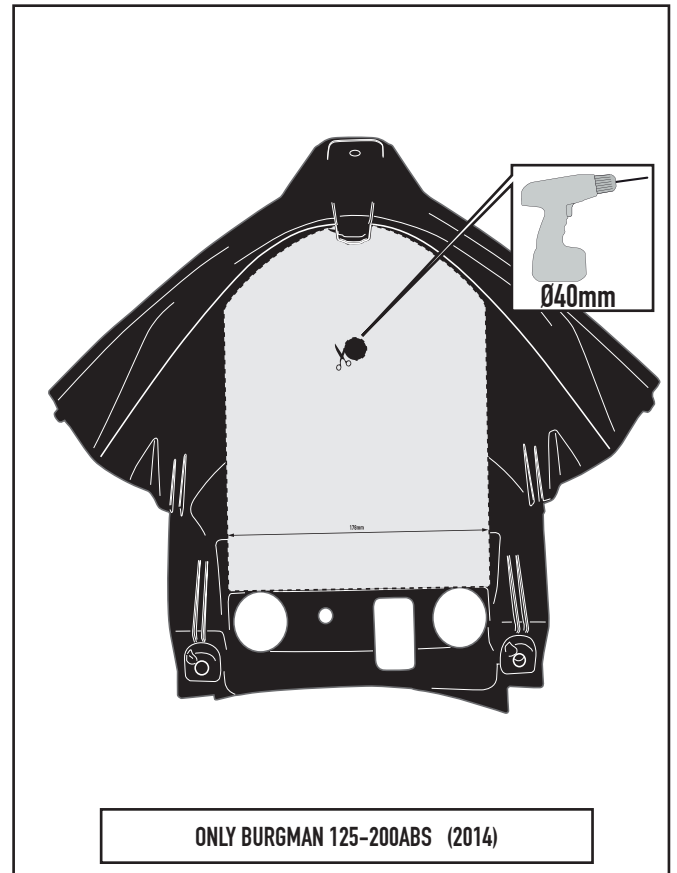

N°	Descrizione	Caratteristiche	Codice	Quantità
1	Schienalino - Backrest - Dossieret Beifahrer-rückenlehne - Respaldo - Apoio	-	-	1
2	Supporto - Support - Support Halterung - Soporte - Apoio	-	TB533T	1
3	Vite - Screw Vis - Schraube Tornillo - Parafuso	TEF M8x55	855TEF	1

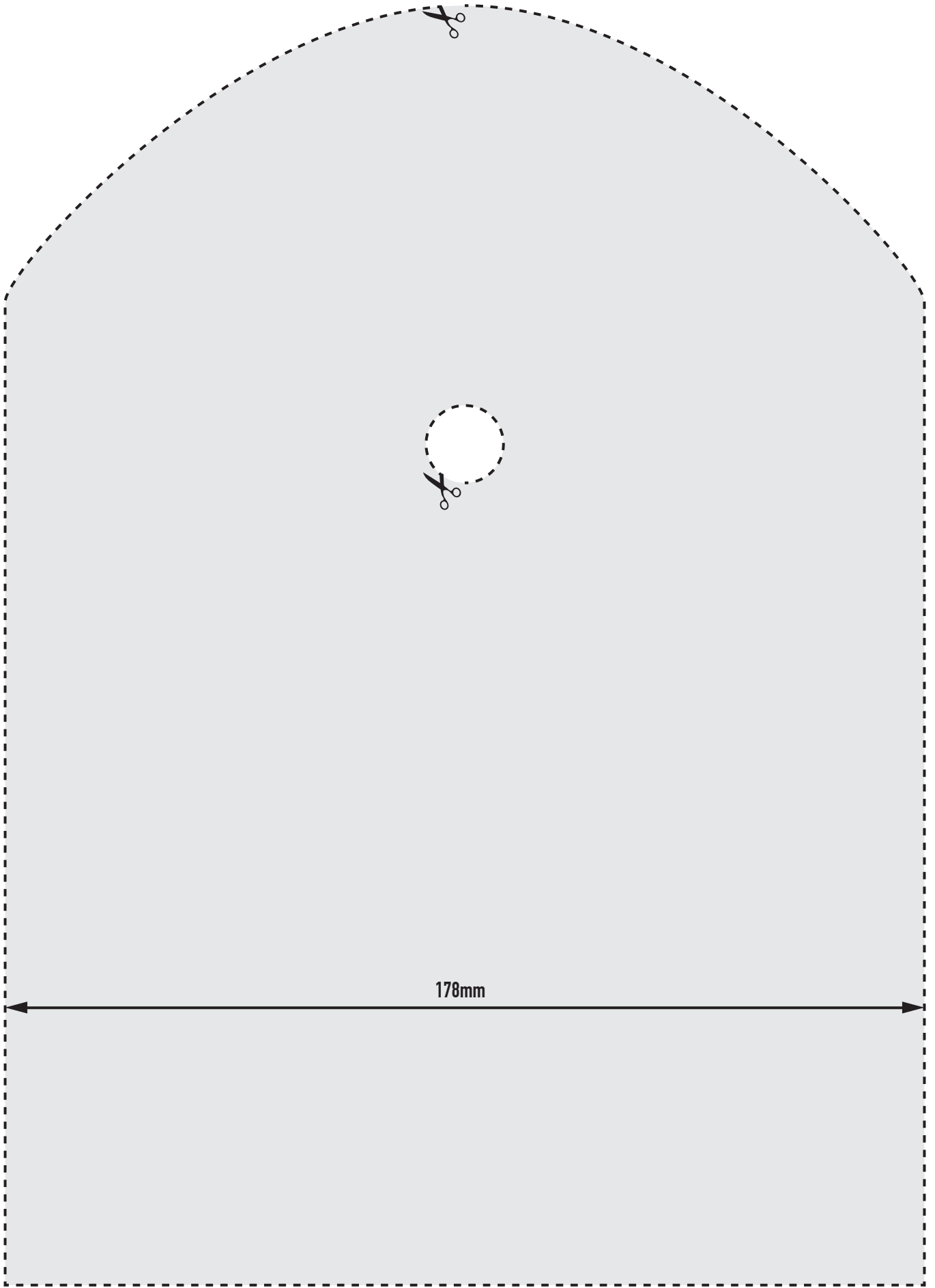


TB3106 - KTB3106

SCHIENALINO SPECIFICO - SPECIAL BACKREST - DOSSERET SPÉCIFIQUE - SPEZIFISCHE BEIFAHNER-RÜCKENLEHNE
RESPALDO ESPECÍFICO - APOIO ESPECÍFICO

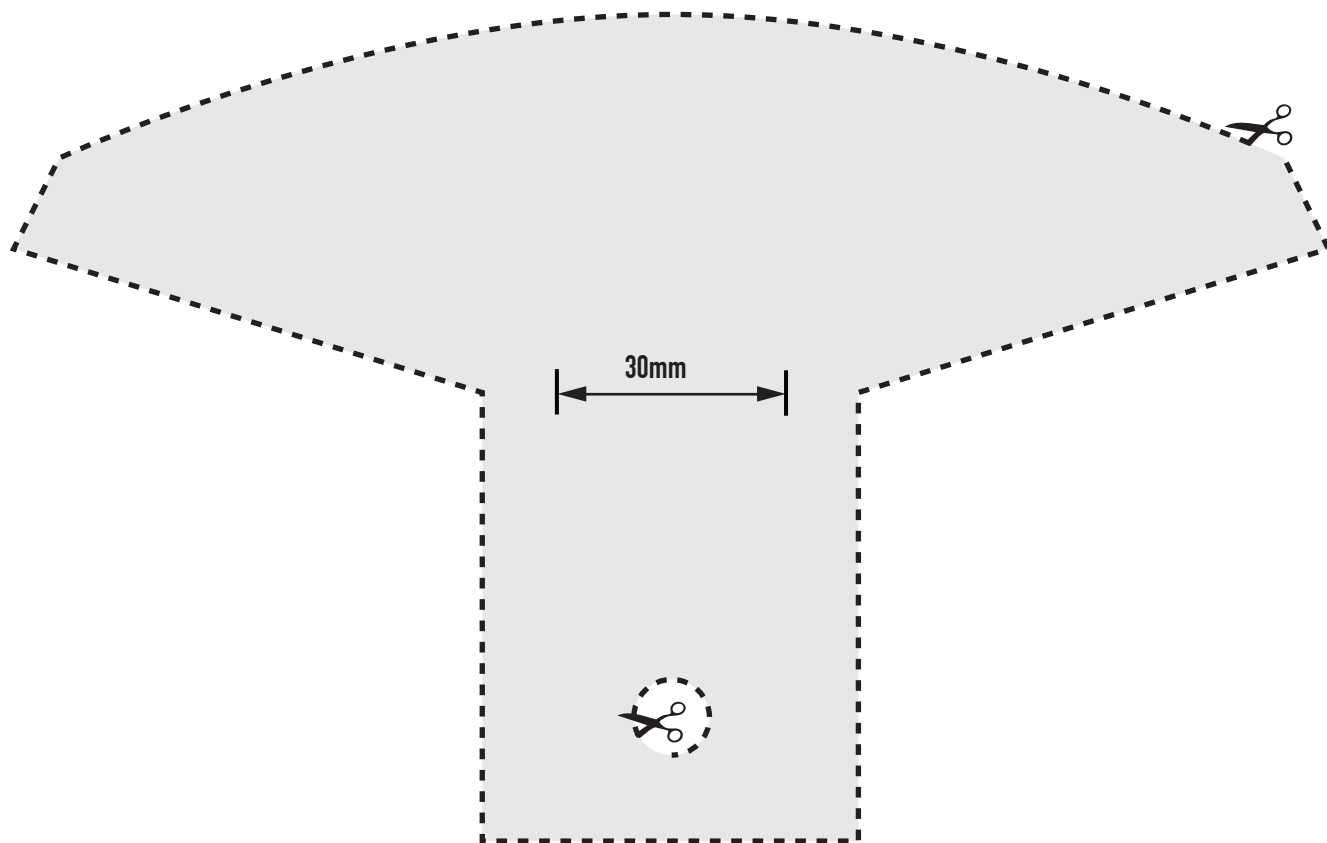
SUZUKI BURGMAN 125-200 (2006 - 2013) / BURGMAN 125-200ABS (2014)





178mm

ONLY BURGMAN 125-200ABS (2014)



ONLY BURGMAN 125-200 (2006 - 2013)

- . PRIMA DI FORARE VERIFICARE CHE LA DIMA CORRISPONDA ALLE MISURE INDICATE
- . BEFORE DRILLING HOLES CHECK THAT MEASURES ON TEMPLATE CORRESPOND
- . AVANT DE PERCER CONTROLER QUE LE GABARIT CORRESPOND AUX MESURES INDIQUEE
- . BEVOR DER KOFFERDECKEL DURCHBOHRT WIRD, PRÜFEN SIE DAß DIE SCHABLONE DEN GEGEBENEN ABMESSUNGEN ENTSPRICHT
- . ANTES DE HACER LOS AGUJEROS COMPROBAR LAS MEDIDAS DE LA PLANTILLA CORRESPONIENTE