

LITEMAT™ SPECTRUM 1

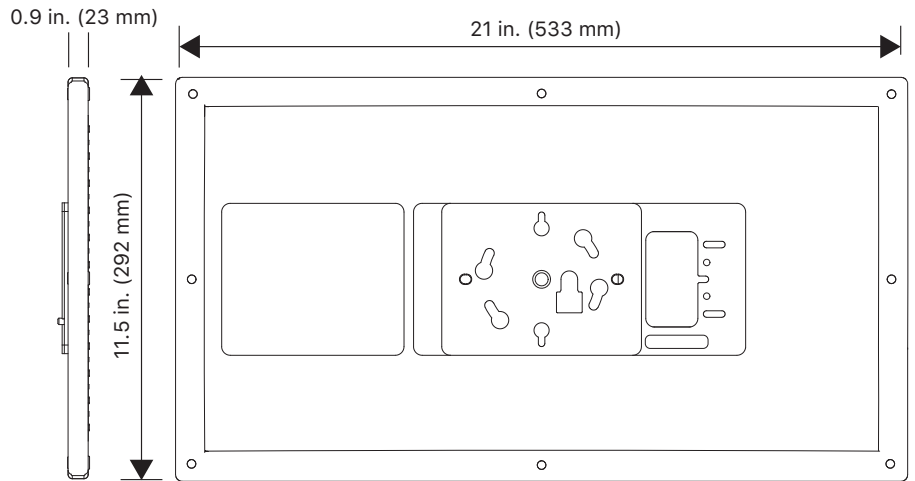
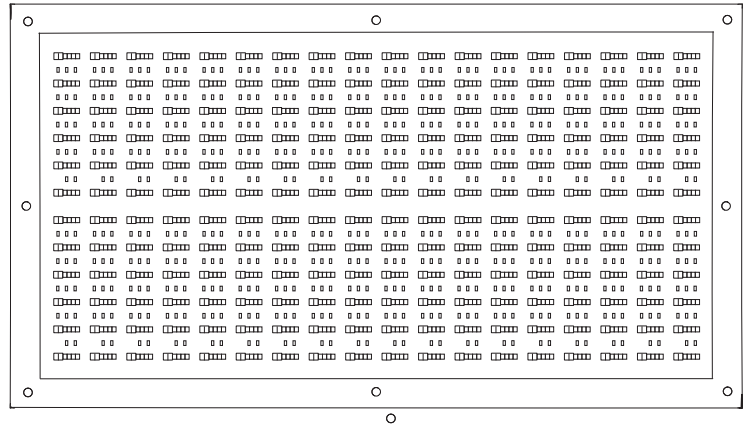


MODEL - LITEMAT SPECTRUM 1, CINEMA/TELEVISION LED LIGHTING SYSTEM

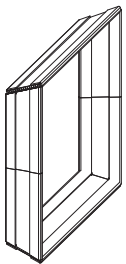
LITEMAT SPECTRUM 1 is a lightweight LED lighting fixture system designed for cinema, television, and HD video. By providing evenly spaced, color-correct LEDs spread out over a large area, LiteMat creates soft light without requiring diffusion. The "soft-through-pixelization" method allows the unit to achieve bright light levels while remaining 0.9 in. (23 mm) thick in size and 2.6 lb (1.2 kg) in weight.

PARTS & ACCESSORIES

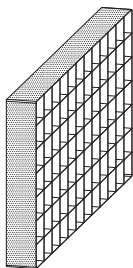
LiteMat Head:	LM-SPECTRUM-ONE
LiteDimmer:	LD-SPECTRUM-DC200
LitePower Supplies	PS-24V-250W-F-PL4
LitePower Extensions	25': CA-PDX-EXT-25 50': CA-PDX-EXT-50 100': CA-PDX-EXT-100
LiteMount:	LMA-LITEMOUNT LMA-LITEMOUNT-XL LMA-LITEMOUNT-CONVI LMA-MOUNT-PISTOLGRIP
PolySkirt:	LMA-ONE-SKIRT
Parasquare® Louver:	LMA-ONE-LC-GRID
PolyGrid	15°: LMA-ONE-LC-PG15 30°: LMA-ONE-LC-PG30 60°: LMA-ONE-LC-PG60 90°: LMA-ONE-LC-PG90
Snapgrid	40°: LMA-ONE-LC-SNAPGRID40
Diffusion	Quarter: LMA-ONE-DIFF-Q Half: LMA-ONE-DIFF-H Full: LMA-ONE-DIFF-F
KitBag:	LMA-ONE-BAG




ACCESSORIES



PolySkirt



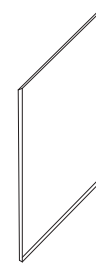
Snapgrid



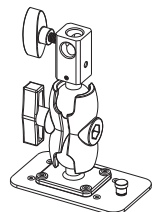
Parasquare®
Louver



PolyGrid



Diffusion



LiteMount

MECHANICAL AND ELECTRICAL SPECIFICATIONS (US/METRIC)

Height		Width		Depth		Weight		Voltage (VDC)	Current (Amps)	Power (Watts)	Total LED Qty
(in.)	(mm)	(in.)	(mm)	(in.)	(mm)	(lb)	(kg)				
11.5	292	21	533	0.9	23	2.6	1.2	48	1.04	50	1296

PHOTOMETRIC SPECIFICATIONS (US/METRIC)

Kelvin	CCT (K)	CRI	TLCI	Lumens	fc @ 24 in. (Lux @ 61 cm)	fc @ 36 in. (Lux @ 91 cm)	fc @ 48 in. (Lux @ 122 cm)	fc @ 60 in. (Lux @ 152 cm)	fc @ 72 in. (Lux @ 183 cm)	fc @ 84 in. (Lux @ 213 cm)	fc @ 96 in. (Lux @ 244 cm)	fc @ 108 in. (Lux @ 274 cm)
Tungsten	2600	95+	95+	3476	264 (2846)	118 (1265)	66 (711)	42 (455)	29 (316)	22 (232)	17 (178)	13 (141)
Mid	N/A	N/A	N/A	N/A	N/A	N/A	N/A	N/A	N/A	N/A	N/A	N/A
Daylite	6000	95+	95+	4180	322 (3470)	143 (1542)	81 (868)	52 (564)	36 (391)	26 (283)	20 (217)	16 (171)

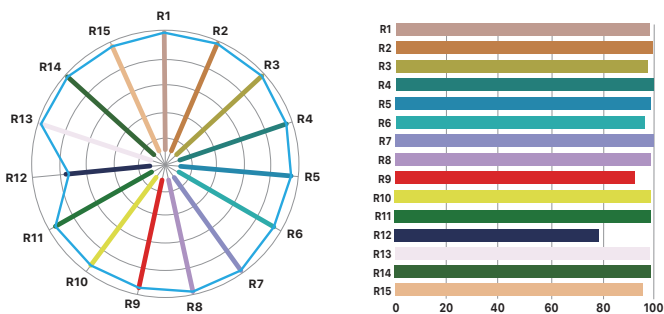
Values presented are averages of several measurements performed under lab conditions.

BEAM SPREAD (US/METRIC)

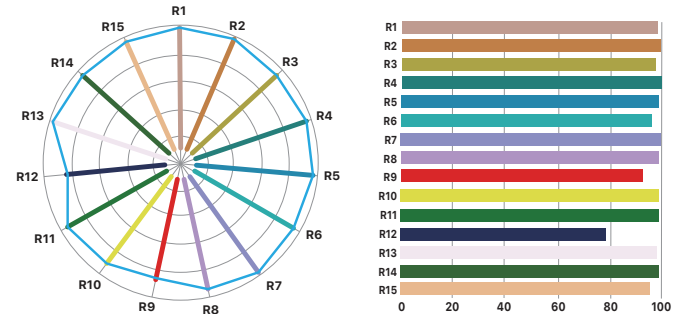
Beam Size H x W (in)	69 x 80	103 x 120	137 x 160	171 x 200	206 x 240	240 x 280	274 x 320	308 x 360
Distance (in)	24	36	48	60	72	84	96	108
Distance (cm)	61	91	122	152	183	213	244	274
Beam Size H x W (cm)	175 x 203	261 x 305	348 x 406	434 x 508	523 x 610	610 x 711	696 x 813	782 x 914

Measurements obtained using a LiteMat Spectrum 1 in horizontal position, controlled by a LiteDimmer Spectrum @ 100% intensity, and set at 2000K. Performed under lab conditions.

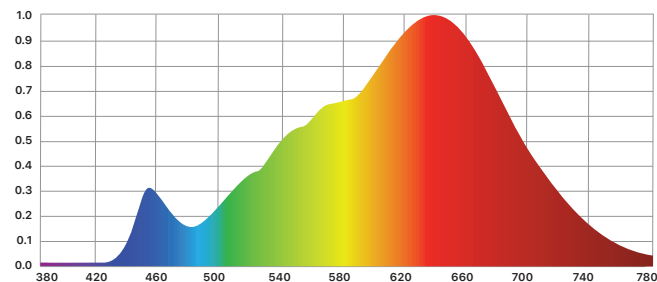
TUNGSTEN COLOR RENDERING INDEX



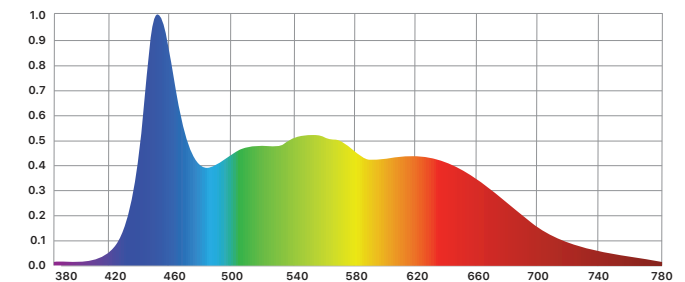
DAYLITE COLOR RENDERING INDEX



TUNGSTEN SPECTRAL GRAPH



DAYLITE SPECTRAL GRAPH



LITEMAT™ SPECTRUM 2

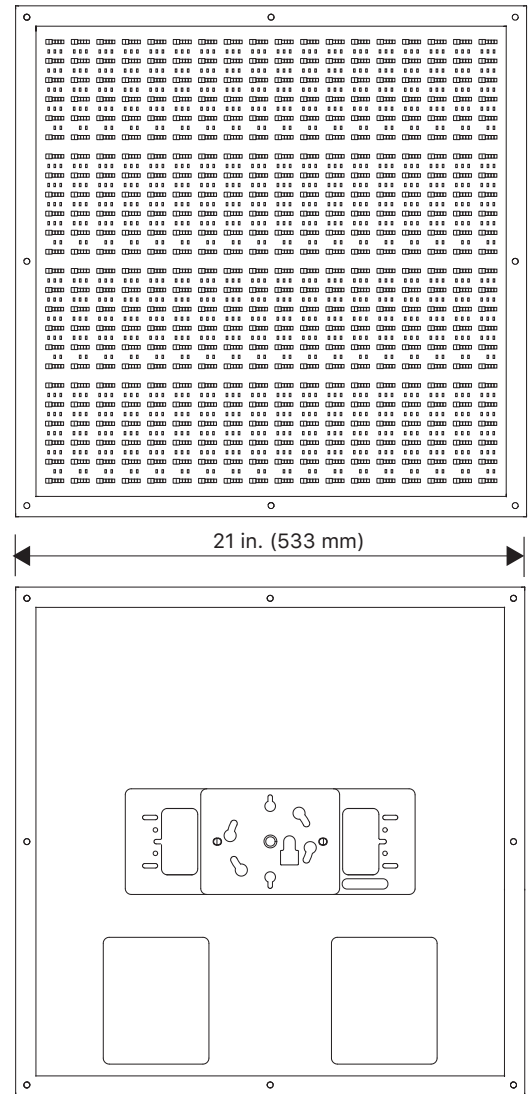


MODEL - LITEMAT SPECTRUM 2, CINEMA/TELEVISION LED LIGHTING SYSTEM

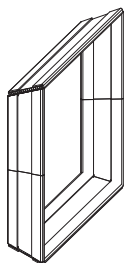
LITEMAT SPECTRUM 2 is a lightweight LED lighting fixture system designed for cinema, television, and HD video. By providing evenly spaced, color-correct LEDs spread out over a large area, LiteMat creates soft light without requiring diffusion. The “soft-through-pixelization” method allows the unit to achieve bright light levels while remaining 0.9 in. (23 mm) thick in size and 4.2 lb (1.9 kg) in weight.

PARTS & ACCESSORIES

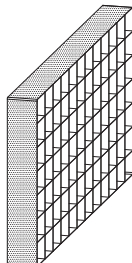
LiteMat Head:	LM-SPECTRUM-TWO
LiteDimmer:	LD-SPECTRUM-DC200
LitePower Supplies	PS-24V-250W-F-PL4
LitePower Extensions	25': CA-PDX-EXT-25 50': CA-PDX-EXT-50 100': CA-PDX-EXT-100
LiteMount:	LMA-LITEMOUNT LMA-LITEMOUNT-XL LMA-LITEMOUNT-CONVI LMA-MOUNT-PISTOLGRIP
PolySkirt:	LMA-TWO-SKIRT
Parasquare® Louver:	LMA-TWO-LC-GRID
PolyGrid	15°: LMA-TWO-LC-PG15 30°: LMA-TWO-LC-PG30 60°: LMA-TWO-LC-PG60 90°: LMA-TWO-LC-PG90
Snapgrid	40°: LMA-TWO-LC-SNAPGRID40
Diffusion	Quarter: LMA-TWO-DIFF-Q Half: LMA-TWO-DIFF-H Full: LMA-TWO-DIFF-F
KitBag:	LMA-TWO-BAG



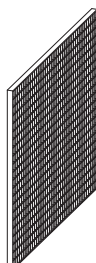
ACCESSORIES



PolySkirt



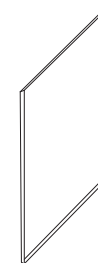
Snapgrid



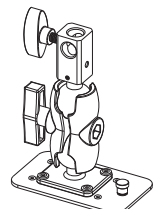
Parasquare®
Louver



PolyGrid



Diffusion



LiteMount

MECHANICAL AND ELECTRICAL SPECIFICATIONS (US/METRIC)

Height		Width		Depth		Weight		Voltage (VDC)	Current (Amps)	Power (Watts)	Total LED Qty
(in.)	(mm)	(in.)	(mm)	(in.)	(mm)	(lb)	(kg)				
21	533	21	533	0.9	23	4.2	1.9	48	2.08	100	2592

PHOTOMETRIC SPECIFICATIONS (US/METRIC)

Kelvin	CCT (K)	CRI	TLCI	Lumens	fc @ 24 in. (Lux @ 61 cm)	fc @ 36 in. (Lux @ 91 cm)	fc @ 48 in. (Lux @ 122 cm)	fc @ 60 in. (Lux @ 152 cm)	fc @ 72 in. (Lux @ 183 cm)	fc @ 84 in. (Lux @ 213 cm)	fc @ 96 in. (Lux @ 244 cm)	fc @ 108 in. (Lux @ 274 cm)
Tungsten	2600	95+	95+	6952	468 (5038)	208 (2239)	117 (1259)	75 (806)	52 (560)	38 (411)	29 (315)	23 (249)
Mid	N/A	N/A	N/A	N/A	N/A	N/A	N/A	N/A	N/A	N/A	N/A	N/A
Daylite	6000	95+	95+	8360	576 (6200)	256 (2756)	144 (1550)	92 (992)	64 (689)	47 (506)	36 (388)	28 (306)

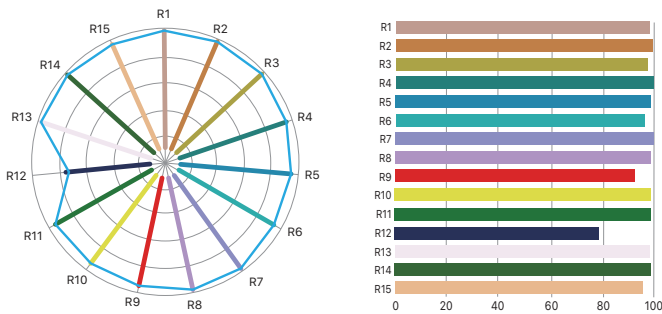
Values presented are averages of several measurements performed under lab conditions.

BEAM SPREAD (US/METRIC)

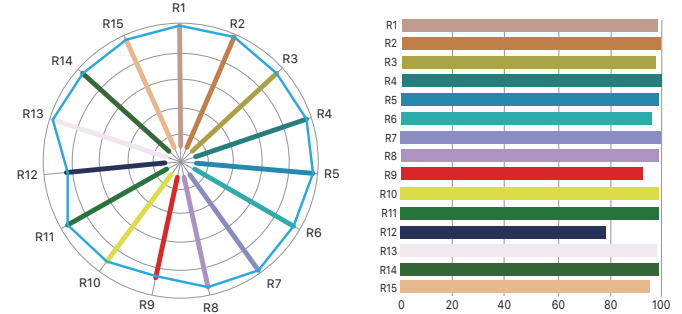
Beam Size H x W (in)	77 x 77	115 x 115	154 x 154	192 x 192	230 x 230	270 x 270	307 x 307	346 x 346
Distance (in)	24	36	48	60	72	84	96	108
Distance (cm)	61	91	122	152	183	213	244	274
Beam Size H x W (cm)	196 x 196	292 x 292	391 x 391	488 x 488	584 x 584	686 x 686	780 x 780	879 x 879

Measurements obtained using a LiteMat Spectrum 2 in horizontal position, controlled by a LiteDimmer Spectrum @ 100% intensity, and set at 2000K. Performed under lab conditions.

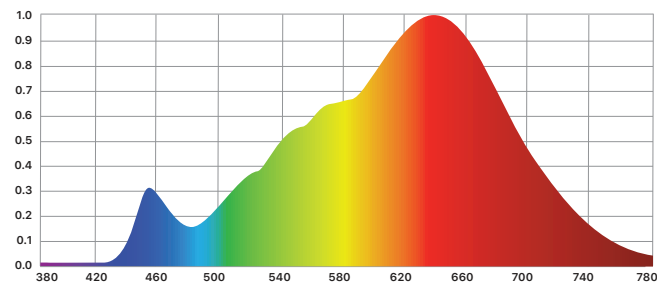
TUNGSTEN COLOR RENDERING INDEX



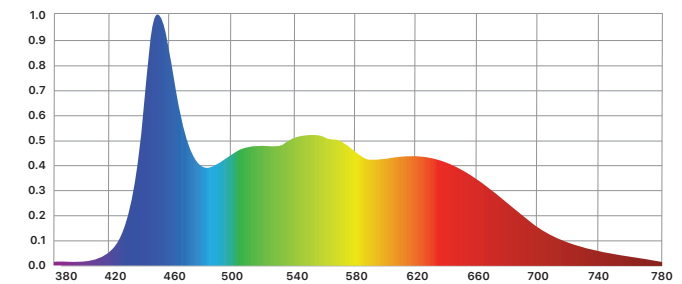
DAYLITE COLOR RENDERING INDEX



TUNGSTEN SPECTRAL GRAPH



DAYLITE SPECTRAL GRAPH

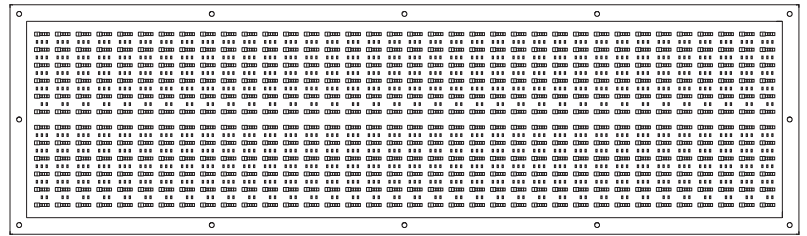


LITEMAT™ SPECTRUM 2L



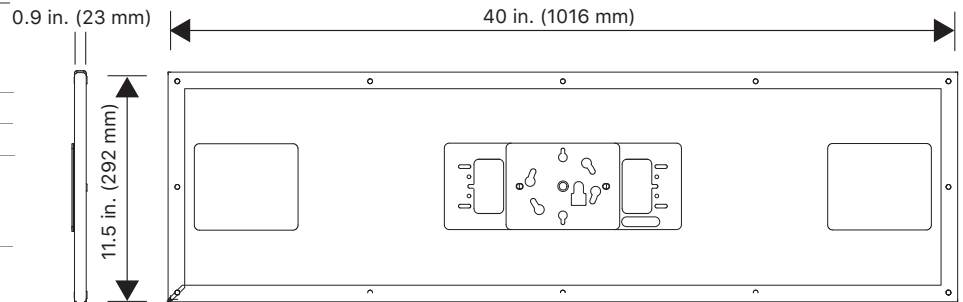
MODEL - LITEMAT SPECTRUM 2L, CINEMA/TELEVISION LED LIGHTING SYSTEM

LITEMAT SPECTRUM 2L is a lightweight LED lighting fixture system designed for cinema, television, and HD video. By providing evenly spaced, color-correct LEDs spread out over a large area, LiteMat creates soft light without requiring diffusion. The “soft-through-pixelization” method allows the unit to achieve bright light levels while remaining 0.9 in. (23 mm) thick in size and 4.6 lb (2.1 kg) in weight.

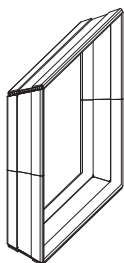


PARTS & ACCESSORIES

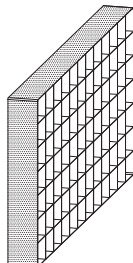
LiteMat Head:	LM-SPECTRUM-TWO-L
LiteDimmer:	LD-SPECTRUM-DC200
LitePower Supplies	PS-24V-250W-F-PL4
LitePower Extensions	25': CA-PDX-EXT-25 50': CA-PDX-EXT-50 100': CA-PDX-EXT-100
LiteMount:	LMA-LITEMOUNT LMA-LITEMOUNT-XL LMA-LITEMOUNT-CONVI LMA-MOUNT-PISTOLGRIP
PolySkirt:	LMA-TWO-L-SKIRT
Parasquare® Louver:	LMA-TWO-L-LC-GRID
PolyGrid	15°: LMA-TWO-L-LC-PG15 30°: LMA-TWO-L-LC-PG30 60°: LMA-TWO-L-LC-PG60 90°: LMA-TWO-L-LC-PG90
Snapgrid	40°: LMA-TWO-L-LC-SNAPGRID40
Diffusion	Quarter: LMA-TWO-L-DIFF-Q Half: LMA-TWO-L-DIFF-H Full: LMA-TWO-L-DIFF-F
KitBag:	LMA-TWO-L-BAG



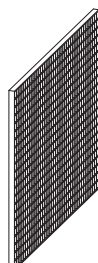
ACCESSORIES



PolySkirt



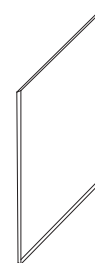
Snapgrid



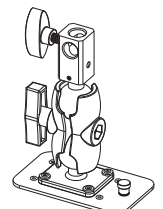
Parasquare®
Louver



PolyGrid



Diffusion



LiteMount

LITEGEAR, INC. 4406 W. Vanowen St, Burbank, CA 91505, USA
Hours: Monday-Friday 8AM-4:30PM (PST)
Tel: +1 818 358-8542 SMS: +1 818 495-0600
Email: info@litegear.com or support@litegear.com
Web: www.litegear.com

LITEMAT 1

LITEMAT 2

LITEMAT 2L

LITEMAT 3

LITEMAT 4

MECHANICAL AND ELECTRICAL SPECIFICATIONS (US/METRIC)

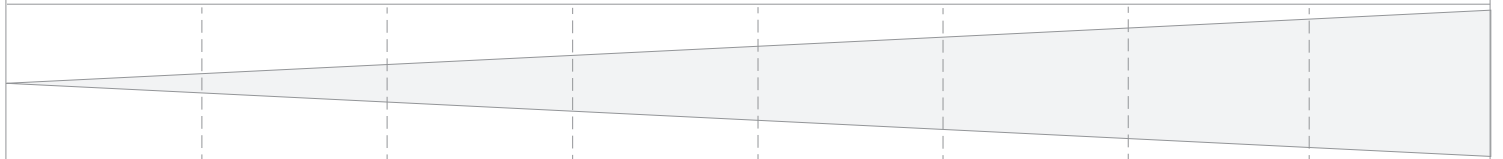
Height		Width		Depth		Weight		Voltage (VDC)	Current (Amps)	Power (Watts)	Total LED Qty
(in.)	(mm)	(in.)	(mm)	(in.)	(mm)	(lb)	(kg)				
11.5	292	40	1016	0.9	23	4.6	2.1	48	2.08	100	2592

PHOTOMETRIC SPECIFICATIONS (US/METRIC)

Kelvin	CCT (K)	CRI	TLCI	Lumens	fc @ 24 in. (Lux @ 61 cm)	fc @ 36 in. (Lux @ 91 cm)	fc @ 48 in. (Lux @ 122 cm)	fc @ 60 in. (Lux @ 152 cm)	fc @ 72 in. (Lux @ 183 cm)	fc @ 84 in. (Lux @ 213 cm)	fc @ 96 in. (Lux @ 244 cm)	fc @ 108 in. (Lux @ 274 cm)
Tungsten	2600	95+	95+	6952	532 (5726)	236 (2545)	133 (1432)	85 (916)	59 (636)	43 (467)	33 (358)	26 (283)
Mid	N/A	N/A	N/A	N/A	N/A	N/A	N/A	N/A	N/A	N/A	N/A	N/A
Daylite	6000	95+	95+	8360	668 (7190)	297 (3196)	167 (1798)	107 (1150)	74 (799)	55 (587)	42 (449)	33 (355)

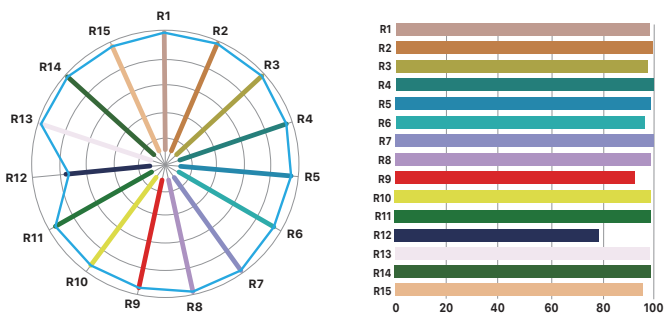
Values presented are averages of several measurements performed under lab conditions.

BEAM SPREAD (US/METRIC)

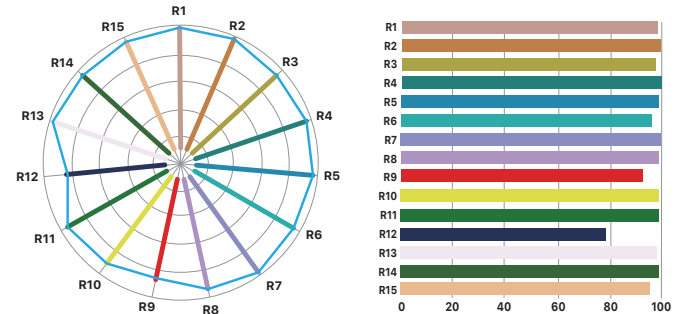
Beam Size H x W (in)	58 x 69	87 x 103	117 x 137	146 x 171	175 x 206	204 x 240	233 x 274	262 x 309
Distance (in)	24	36	48	60	72	84	96	108
								
Distance (cm)	61	91	122	152	183	213	244	274
Beam Size H x W (cm)	147 x 175	221 x 262	297 x 348	371 x 434	445 x 523	519 x 610	592 x 696	665 x 785

Measurements obtained using a LiteMat Spectrum 2L in horizontal position, controlled by a LiteDimmer Spectrum @ 100% intensity, and set at 2000K. Performed under lab conditions.

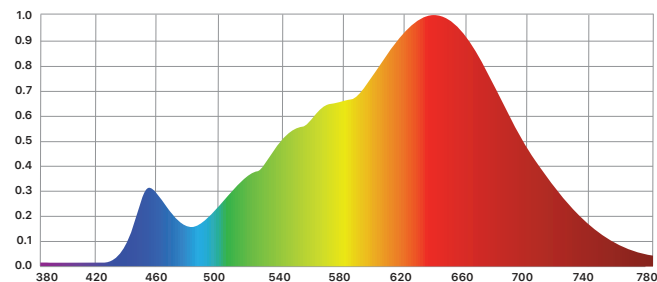
TUNGSTEN COLOR RENDERING INDEX



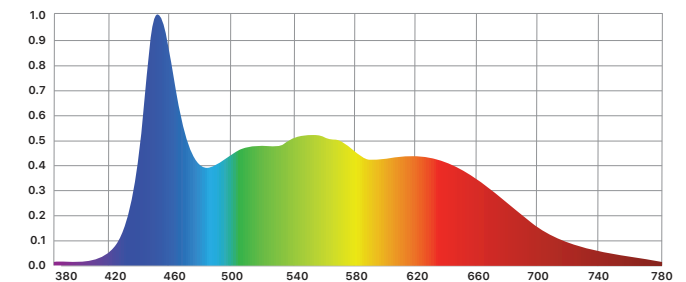
DAYLITE COLOR RENDERING INDEX



TUNGSTEN SPECTRAL GRAPH



DAYLITE SPECTRAL GRAPH



LITEMAT™ SPECTRUM 3

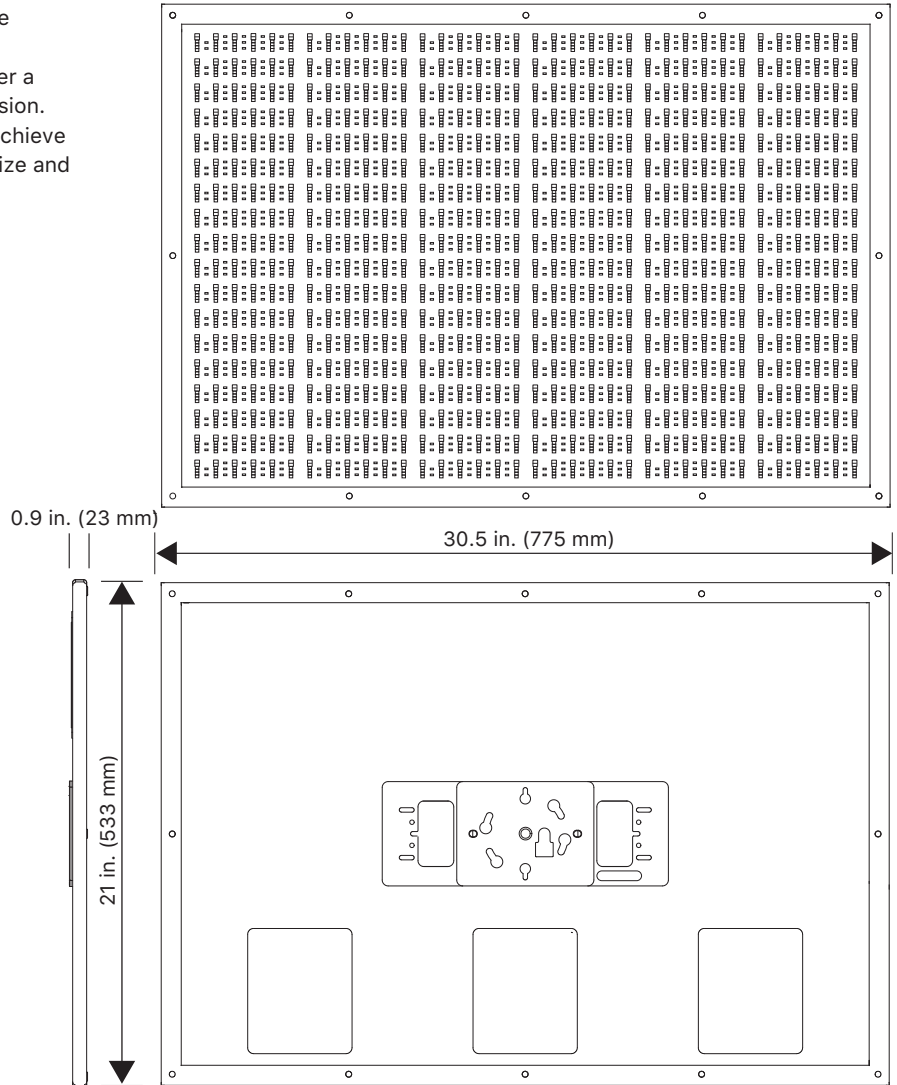


MODEL - LITEMAT SPECTRUM 3, CINEMA/TELEVISION LED LIGHTING SYSTEM

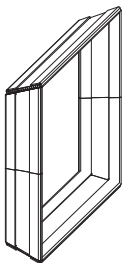
LITEMAT SPECTRUM 3 is a lightweight LED lighting fixture system designed for cinema, television, and HD video. By providing evenly spaced, color-correct LEDs spread out over a large area, LiteMat creates soft light without requiring diffusion. The “soft-through-pixelization” method allows the unit to achieve bright light levels while remaining 0.9 in. (23 mm) thick in size and 6.2 lb (2.8 kg) in weight.

PARTS & ACCESSORIES

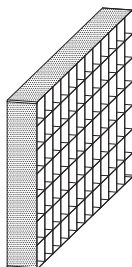
LiteMat Head:	LM-SPECTRUM-THREE
LiteDimmer:	LD-SPECTRUM-DC200
LitePower Supplies	PS-24V-250W-F-PL4
LitePower Extensions	25': CA-PDX-EXT-25 50': CA-PDX-EXT-50 100': CA-PDX-EXT-100
LiteMount:	LMA-LITEMOUNT LMA-LITEMOUNT-XL LMA-LITEMOUNT-CONVI LMA-MOUNT-PISTOLGRIP
PolySkirt:	LMA-THREE-SKIRT
Parasquare® Louver:	LMA-THREE-LC-GRID
PolyGrid	15°: LMA-THREE-LC-PG15 30°: LMA-THREE-LC-PG30 60°: LMA-THREE-LC-PG60 90°: LMA-THREE-LC-PG90
Snapgrid	40°: LMA-THREE-LC-SNAPGRID40
Diffusion	Quarter: LMA-THREE-DIFF-Q Half: LMA-THREE-DIFF-H Full: LMA-THREE-DIFF-F
KitBag:	LMA-THREE-BAG



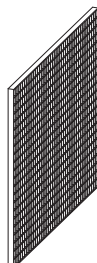
ACCESSORIES



PolySkirt



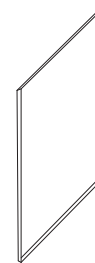
Snapgrid



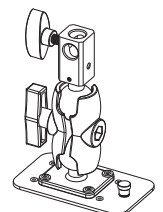
Parasquare®
Louver



PolyGrid



Diffusion



LiteMount

MECHANICAL AND ELECTRICAL SPECIFICATIONS (US/METRIC)

Height		Width		Depth		Weight		Voltage (VDC)	Current (Amps)	Power (Watts)	Total LED Qty
(in.)	(mm)	(in.)	(mm)	(in.)	(mm)	(lb)	(kg)				
21	533	30.5	775	0.9	23	6.2	2.8	48	3.13	150	3888

PHOTOMETRIC SPECIFICATIONS (US/METRIC)

	Kelvin	CCT (K)	CRI	TLCI	Lumens	fc @ 24 in. (Lux @ 61 cm)	fc @ 36 in. (Lux @ 91 cm)	fc @ 48 in. (Lux @ 122 cm)	fc @ 60 in. (Lux @ 152 cm)	fc @ 72 in. (Lux @ 183 cm)	fc @ 84 in. (Lux @ 213 cm)	fc @ 96 in. (Lux @ 244 cm)	fc @ 108 in. (Lux @ 274 cm)
Tungsten	2600	2600	95+	95+	10428	768 (8267)	341 (3674)	192 (2067)	123 (1323)	85 (919)	63 (675)	48 (517)	38 (408)
Mid	N/A	N/A	N/A	N/A	N/A	N/A	N/A	N/A	N/A	N/A	N/A	N/A	N/A
Daylite	6000	6000	95+	95+	12540	980 (10549)	436 (4688)	245 (2637)	157 (1688)	109 (1172)	80 (861)	61 (659)	48 (521)

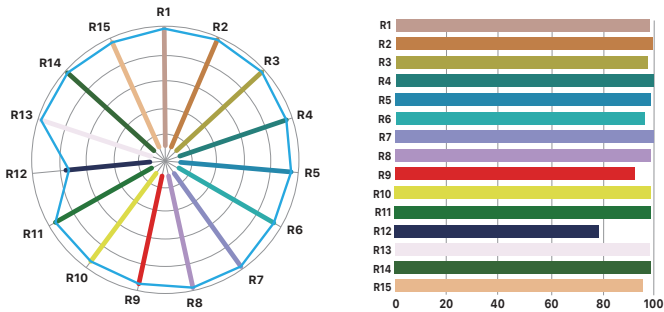
Values presented are averages of several measurements performed under lab conditions.

BEAM SPREAD (US/METRIC)

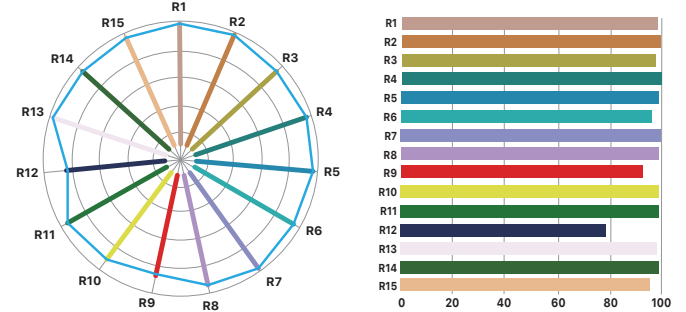
Beam Size H x W (in)	66 x 77	99 x 115	132 x 154	165 x 192	198 x 230	231 x 269	264 x 307	297 x 346
Distance (in)	24	36	48	60	72	84	96	108
Distance (cm)	91	122	152	152	183	213	244	274
Beam Size H x W (cm)	168 x 196	251 x 292	335 x 391	419 x 488	503 x 584	587 x 683	671 x 780	754 x 879

Measurements obtained using a LiteMat Spectrum 3 in horizontal position, controlled by a LiteDimmer Spectrum @ 100% intensity, and set at 2000K. Performed under lab conditions.

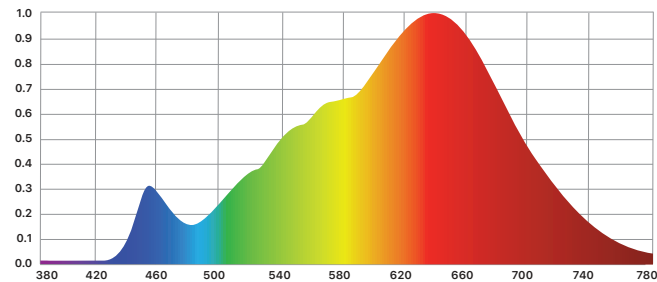
TUNGSTEN COLOR RENDERING INDEX



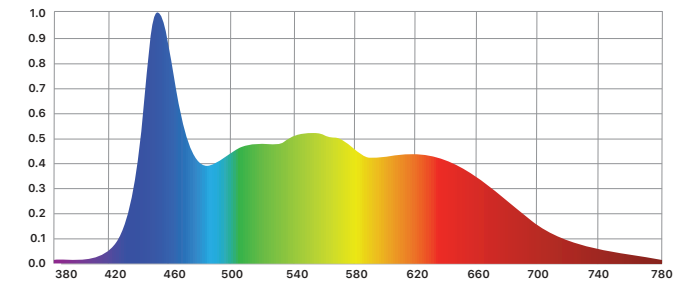
DAYLITE COLOR RENDERING INDEX



TUNGSTEN SPECTRAL GRAPH



DAYLITE SPECTRAL GRAPH

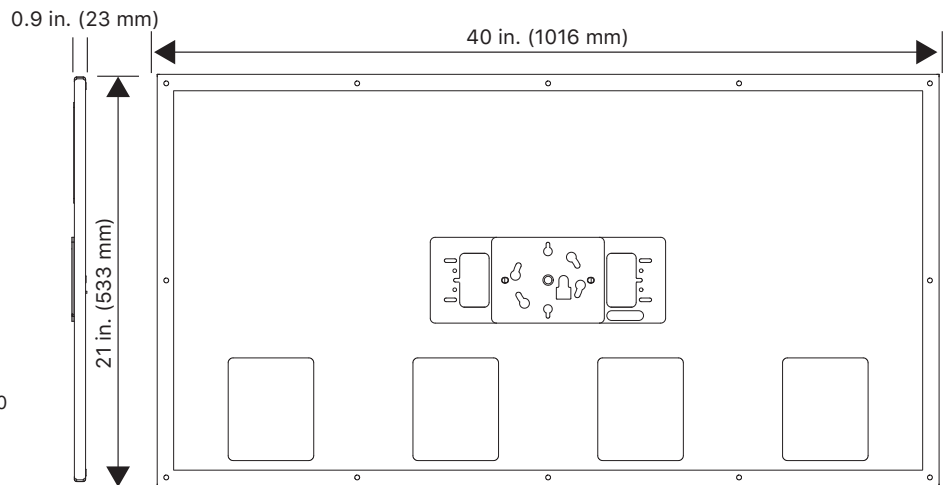



MODEL - LITEMAT SPECTRUM 4, CINEMA/TELEVISION LED LIGHTING SYSTEM

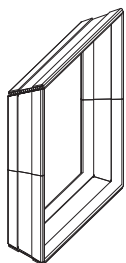
LITEMAT SPECTRUM 4 is a lightweight LED lighting fixture system designed for cinema, television, and HD video. By providing evenly spaced, color-correct LEDs spread out over a large area, LiteMat creates soft light without requiring diffusion. The "soft-through-pixelization" method allows the unit to achieve bright light levels while remaining 0.9 in. (23 mm) thick in size and 7.4 lb (3.4 kg) in weight.

PARTS & ACCESSORIES

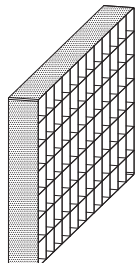
LiteMat Head:	LM-SPECTRUM-FOUR
LiteDimmer:	LD-SPECTRUM-DC200
LitePower Supplies	PS-24V-250W-F-PL4
LitePower Extensions	25': CA-PDX-EXT-25 50': CA-PDX-EXT-50 100': CA-PDX-EXT-100
LiteMount:	LMA-LITEMOUNT LMA-LITEMOUNT-XL LMA-LITEMOUNT-CONVI LMA-MOUNT-PISTOLGRIP
PolySkirt:	LMA-FOUR-SKIRT
Parasquare® Louver:	LMA-FOUR-LC-GRID
PolyGrid	15°: LMA-FOUR-LC-PG15 30°: LMA-FOUR-LC-PG30 60°: LMA-FOUR-LC-PG60 90°: LMA-FOUR-LC-PG90
Snapgrid	40°: LMA-FOUR-LC-SNAPGRID40
Diffusion	Quarter: LMA-FOUR-DIFF-Q Half: LMA-FOUR-DIFF-H Full: LMA-FOUR-DIFF-F
KitBag:	LMA-FOUR-BAG




ACCESSORIES



PolySkirt



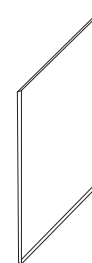
Snapgrid



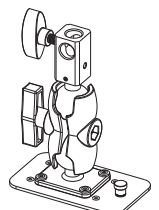
Parasquare®
Louver



PolyGrid



Diffusion



LiteMount

MECHANICAL AND ELECTRICAL SPECIFICATIONS (US/METRIC)

Height		Width		Depth		Weight		Voltage (VDC)	Current (Amps)	Power (Watts)	Total LED Qty
(in.)	(mm)	(in.)	(mm)	(in.)	(mm)	(lb)	(kg)				
21	533	40	1016	0.9	23	7.4	3.4	48	4.17	200	5184

PHOTOMETRIC SPECIFICATIONS (US/METRIC)

	Kelvin	CCT (K)	CRI	TLCI	Lumens	fc @ 24 in. (Lux @ 61 cm)	fc @ 36 in. (Lux @ 91 cm)	fc @ 48 in. (Lux @ 122 cm)	fc @ 60 in. (Lux @ 152 cm)	fc @ 72 in. (Lux @ 183 cm)	fc @ 84 in. (Lux @ 213 cm)	fc @ 96 in. (Lux @ 244 cm)	fc @ 108 in. (Lux @ 274 cm)
Tungsten	2600	2600	95+	95+	13904	980 (10549)	436 (4688)	245 (2637)	157 (1688)	109 (1172)	80 (861)	61 (659)	48 (521)
Mid	N/A	N/A	N/A	N/A	N/A	N/A	N/A	N/A	N/A	N/A	N/A	N/A	N/A
Daylite	6000	6000	95+	95+	16720	1176 (12658)	523 (5626)	294 (3165)	188 (2025)	131 (1406)	96 (1033)	74 (791)	58 (625)

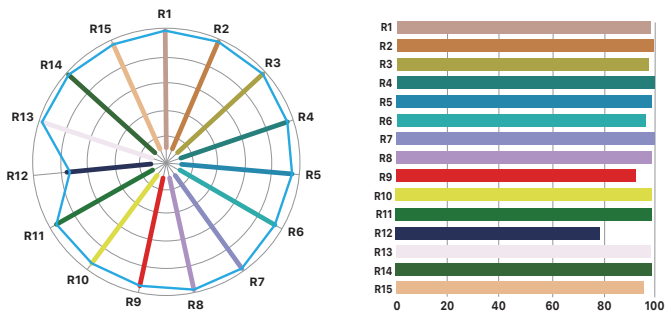
Values presented are averages of several measurements performed under lab conditions.

BEAM SPREAD (US/METRIC)

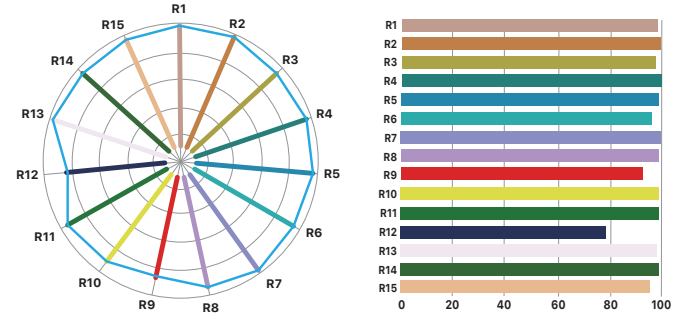
Beam Size H x W (in)	57 x 70	86 x 105	114 x 140	143 x 175	172 x 210	200 x 244	229 x 279	257 x 314
Distance (in)	24	36	48	60	72	84	96	108
Distance (cm)	61	91	122	152	183	213	244	274
Beam Size H x W (cm)	145 x 178	218 x 267	290 x 356	363 x 445	437 x 533	508 x 620	732 x 732	823 x 823

Measurements obtained using a LiteMat Spectrum 4 in horizontal position, controlled by a LiteDimmer Spectrum @ 100% intensity, and set at 2000K. Performed under lab conditions.

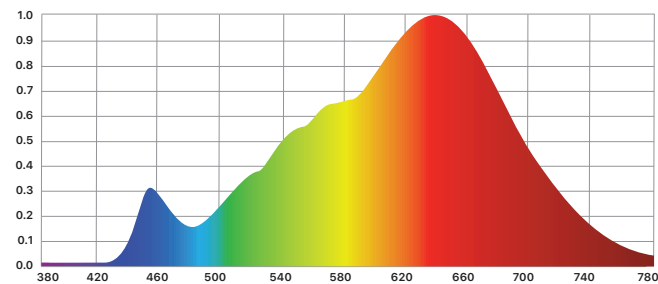
TUNGSTEN COLOR RENDERING INDEX



DAYLITE COLOR RENDERING INDEX



TUNGSTEN SPECTRAL GRAPH



DAYLITE SPECTRAL GRAPH

