



AUTOMATIC CLIMATE CONTROL ONLY

TOYOTA TUNDRA (2000-2006)

TOYOTA SEQUOIA (2001-2007)

(See reverse side for Manual Climate Control)



PART NUMBER: TY-71-00-L

PLEASE READ COMPLETE INSTRUCTIONS BEFORE INSTALLING THIS Pro.Fit Legend.


All instructions assume a drivers seat vantage point. Caution is advised when removing and reassembling wood or plastic parts of a dash. Applying unnecessary force or pressure may cause a piece to crack or break.

TOOLS REQUIRED: #2 Phillips screwdriver, hook tools, 5/64" drill bit and drill, marking pen.


PARTS INCLUDED: Pro.Fit Legend, instructions, two (2) #8x1/2" screws

LOCATION: Right of air vent.

STEP 1. Push the top of the left and right air vents into the dash, exposing two (2) Phillips screws, (See top picture). Remove the screws. There are five (5) retainer clips that hold the radio bezel in place. They are located at top center, left and right middle and the remaining two (2) on the bottom of the bezel. Using a thin, flat screwdriver, carefully pry off the radio bezel. Set the bezel aside.

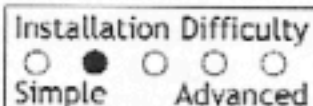


STEP 2. Locate the flat section of plastic to the right of the right air vent, (See middle picture). Place the Legend over this section of plastic, making sure that the bottom of the Legend is level. Once the Legend is in position, mark two (2) spots for drilling pilot holes using the two (2) holes in the Legend as a guide. Set the mount aside. Carefully drill two (2) pilot holes using the 5/64" drill bit & drill, making sure to not drill too deep! Place the Legend over the two pilot holes. Insert the two (2) provided screws and tighten.



STEP 3. Re-assemble the dash in reverse order. This completes the installation of your Legend.

Pro.Fit International, Inc.® may not be held liable for any damage to a vehicle before, during or after the installation or removal of this Pro.Fit Legend™. Pro.Fit may not be held liable for any personal injury resulting from accident or improper installation. Pro.Fit International, Inc.® 1335 Eagandale Court, Eagan, MN 55121, Ph: 651-688-3588 or 800-388-0073 Fx: 651-688-9876



© Pro.Fit International, Eagan, MN 2006

VIEW INSTRUCTIONS & UPDATES ONLINE @ WWW.PRO-FIT-INTL.COM
